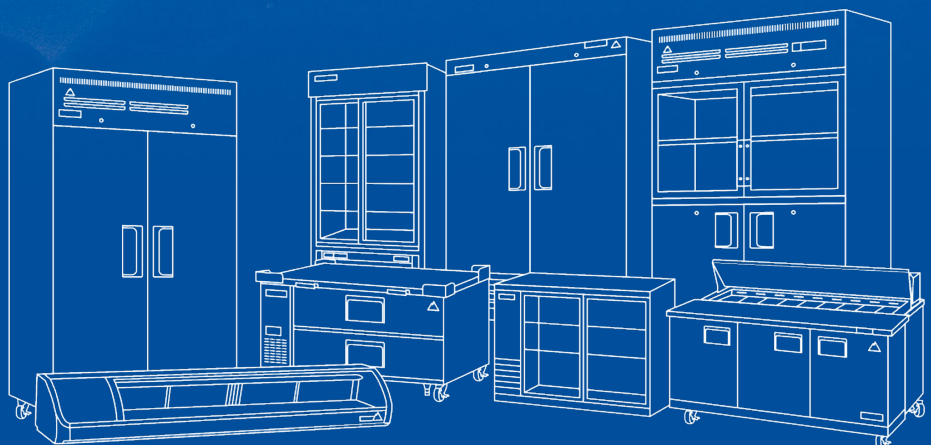


FULL CATALOG

THE INDUSTRY'S LONGEST WARRANTY COVERAGE

- ❶ Categorized product groupings and comprehensive features
- ❷ Detailed spec sheets with product dimensions, accessories and more.





**We don't just build machines
We create solutions.**

Everest Refrigeration, as a global leader in refrigeration technology, is committed to surpassing the standards of the commercial foodservice industry. We achieve this through products and services that embody our core values of innovation, accessibility, and longevity.

For over 50 years, our robust line of high performance, energy efficient commercial refrigeration products have progressively expanded and diversified to meet the growing demands of the domestic and international markets. Our brand and production methods continue to evolve as we gain expertise and advancement through focused research and development. Each merchandise undergoes stringent quality control measures performed by highly trained professionals to ensure complete product satisfaction.

We stand behind our product with the best warranty program that the industry has to offer. This guarantee extends to our broad array of services with an earnest, nationwide team of factory-trained technical specialists, service associates, and account executives ready to provide pre-sale and after-sale support.

Everest's commitment to front line technology is rivaled only by our dedication to the people who use them. We don't just build machines, we create solutions. More than tools, our products enhance the everyday lives of our customers. This is what it means to go above the standard. We are glad to have you with us in this continuing pursuit.

Yong Lee
Founder of Everest Refrigeration

The Industry's LONGEST WARRANTY COVERAGE



We're not just going above the standard. We're redefining the commercial refrigeration industry with the longest, most comprehensive and most reliable warranty coverage yet. R290 refrigerators and freezers shipped from Everest from January 1, 2023 come with 3 Years Parts & Labor, 5 Years Electrical Components and 10 Years Compressor Warranty. Exceptions apply to the Glass Door Merchandiser Freezer, Open Air Merchandiser and Laboratory Refrigerator & Freezer series which retain their original warranty coverage with an additional 5 Years Electrical Components Warranty.

Glass Door Merchandiser Freezers

3 Years Parts & Labor WTY
5 Years Electrical Components WTY^{1,2}
5 Years Compressor WTY²

Open Air Merchandisers & Laboratory Refrigerators/Freezers

2 Years Parts & Labor WTY
5 Years Electrical Components WTY^{1,2}
5 Years Compressor WTY²

¹ The Electrical Components Warranty applies to control boards, sensors, defrost heaters, evaporator/condenser fan motors, LED lights & power supplies, and door switches.

² Covers for parts only. Shipping & labor not included.



Blizzard R290

All Everest products are equipped with the industry's first, all-in-one, slide-out cooling cartridge designed for rapid cooling, safety, and ease of replacement. Sliding the old cartridge out and the new cartridge in takes only 30 minutes, without brazing or the risk of fire.



Energy Star Certified

Everest Refrigeration is Energy Star certified. Our products save money, reduce energy consumption, and protect the environment by meeting strict energy-efficiency guidelines set by the U.S. Environmental Protection Agency and the U.S. Department of Energy.



National Sanitation Foundation

The National Sanitation Foundation is a highly respected organization in the foodservice industry. Everest products are NSF certified which makes them one of the safest and most sanitary refrigerators and freezers out on the market today.

Compliance & Certification

At Everest, we go above and beyond the basics when it comes to foodservice equipment. We not only stay ahead of the game with reliable, versatile, and innovative designs, we also stay on top of essential compliance and certification requirements. Our products undergo rigorous testing and evaluation with Nationally Recognized Testing Laboratories (NTRL) accredited by Occupational Safety & Health Administration (OSHA). We never stop improving and perfecting our lines to bring you the very best of the foodservice industry.



Table of Contents

ABOUT EVEREST	1	About Everest1-2 Everest History 3-4 The Everest Promise..... 5 Sales and Distribution Network 6 Blizzard R290 7-8 Full Product Line..... 9-10
UPRIGHT REACH-INS	1	Top Mounted Condensing Unit Solid Door Refrigerators.....13 Solid Door Freezers15 Solid Door Dual Temps17 Door & Drawer Combo Refrigerators \ Dual Temps19 Glass Door Refrigerators.....21 Glass & Solid Half-Door Refrigerators \ Dual Temp..... 23 Pass-Thru Refrigerators 25 Bottom Mounted Condensing Unit Solid Door Refrigerators..... 29 Solid Door Freezers31 Solid Door Dual Temps 33 Glass Door Refrigerators..... 35
DRY AGER	2	Dry Ager & Thawing Refrigerators 39
GLASS DOOR MERCHANDISERS	3	Bottom Mounted Condensing Unit Single Swing Glass Door Refrigerators..... 43 Multiple Swing Glass Door Refrigerators 45 Sliding Glass Door Refrigerators..... 47 Stainless Steel Sliding Glass Door Refrigerators..... 49 Swing Glass Door Freezers51
OPEN AIR MERCHANDISERS	4	Vertical 35" Deep \ Tall..... 55 28" Deep \ Tall..... 57 28" Deep \ Short 59 Horizontal 35" Deep \ Tall.....61 35" Deep \ Short 63
LABORATORY REFRIGERATORS & FREEZERS	5	Laboratory Refrigerators 67 Laboratory Freezers 69
CHROMATOGRAPHY	6	Swing Door Refrigerators 73 Sliding Door Refrigerators..... 75
UNDERCOUNTERS	7	Back Mounted Condensing Unit Solid Door Refrigerators..... 79 Drawered Refrigerators81 Solid Door Freezers 83 Side Mounted Condensing Unit Solid Door Refrigerators..... 87 24" Deep Solid Door Refrigerators 89 Solid Door Freezers91 24" Deep Solid Door Freezers..... 93 Solid Door Dual Temps 95 Sliding Glass Door Refrigerators..... 97
CHEF BASES	8	Side Mounted Condensing Unit Chef Bases \ Two Drawer 101 Chef Bases \ Four Drawer103
FOOD PREP. TABLES	9	Back Mounted Condensing Unit Sandwich Prep. Table Refrigerators.....107 Drawered Sandwich Prep. Table Refrigerators109 Mega-Top Sandwich Prep. Table Refrigerators 111 Open Top Prep. Table Refrigerators 113 Side Mounted Condensing Unit Sandwich Prep. Table Refrigerators..... 117 24" Deep Sandwich Prep. Table Refrigerators 119 Pizza Prep. Table Refrigerators 121 Drawered Pizza Prep. Table Refrigerators.....123
BAR EQUIPMENT	10	Back Bar Coolers Solid Door Back Bar Coolers.....127 24" Deep Solid Door Back Bar Coolers129 Glass Door Back Bar Coolers 131 Stainless Steel Glass Door Back Bar Coolers..... 131 24" Deep Glass Door Back Bar Coolers.....133 24" Deep Sliding Glass Door Back Bar Coolers135 Direct Draw Keg Direct Draw Keg Refrigerators137 Stainless Steel Direct Draw Keg Refrigerators137 24" Deep Direct Draw Keg Refrigerators139 Back Bar & Direct Draw Keg Refrigerators 141 24" Deep Back Bar & Direct Draw Keg Refrigerators143 24" Deep Glass Door Back Bar & Direct Draw Keg Refrigerators145 Club Top Direct Draw Keg Refrigerators 147 Horizontal Bottle Coolers 149 Solid Slide Lid Glass & Plate Chillers 151 Coffee Dispenser Nitro Cold Brew Coffee Dispenser153
COUNTERTOP REFRIGERATED DISPLAY CASES	11	Sushi Cases Countertop Refrigerated Display Cases157
WARRANTY	12	Everest Warranty159



About Everest


The history of Everest Refrigeration dates back to 1965 when its parent company, BuSung Refrigeration & Heating Co. Ltd., was founded by Mr. Bowoong Lee at the age of 23. In the years following the Korean War, he started Asia Refrigeration Parts Supply Co., refurbishing, manufacturing and importing US and Japan made HVAC compressors, heat exchange units, safety components and various assembly parts to manufacturing plants in South Korea.

In 1984, the business was renamed to “BuSung Co., Ltd.”, having grown to a substantial manufacturing and distribution entity with 23 dealers secured in the South Korean market. Under the leadership of the Lee family, the company launched high-performance commercial foodservice and HVAC equipment with cutting-edge technology that was meticulously developed and created in-house. The year 1989 saw the internationalization and development of the company’s brand and product line as well as its trade and production network. Rapid development called for the expansion to three manufacturing plants, the addition of 450 employees and the advancement to fully automated assembly lines which all took place between 1992 and 2000.

The company continued the path of internationalization with the establishment of Everest Refrigeration in Los Angeles, California in May 2002. This period was the first pivotal step of introducing the trusted commercial equipment lines of uprights, undercounters, prep tables and merchandisers to the US food service industry. Strong public reception opened the way to the eventual debut of chef bases, bar equipment and sushi cases in 2008. Over the last 15 years, additional lines were added in various forms and functions to suit any application.

The success of Everest in the US market allowed for the unprecedented expansion of the sales and distribution territories. From the US corporate office based in Los Angeles, California, more branch offices and warehouses were opened in New York, Texas, Florida, Georgia and Illinois by 2015. With 7 facilities collectively capable of processing more than 100,000 units per shift, Everest developed versatile storage and distribution solutions that improve product availability, reduce the risks of merchandise transport and boost the overall accuracy of order fulfillment.

From the very beginning of its inception, Everest's innovation and dependability has allowed customers to run their businesses with ease and confidence. Beyond efficiency in production and logistics, we are also committed to providing personalized, genuine service. Behind the scenes and across regions is an army of dedicated professionals who all work for the same goal—100% customer satisfaction. Everest continues its promise to break new ground and to push beyond the standards of the foodservice industry.



FULLY AUTOMATED PRODUCTION

Material Preparation

Laser cutting and bending of sheet metal

1



Pre-Assembly

Body construction and foam injection

2



Final Assembly

Installation of mechanical and electrical systems

3



Quality Assurance

Structural integrity, performance test and packaging

4

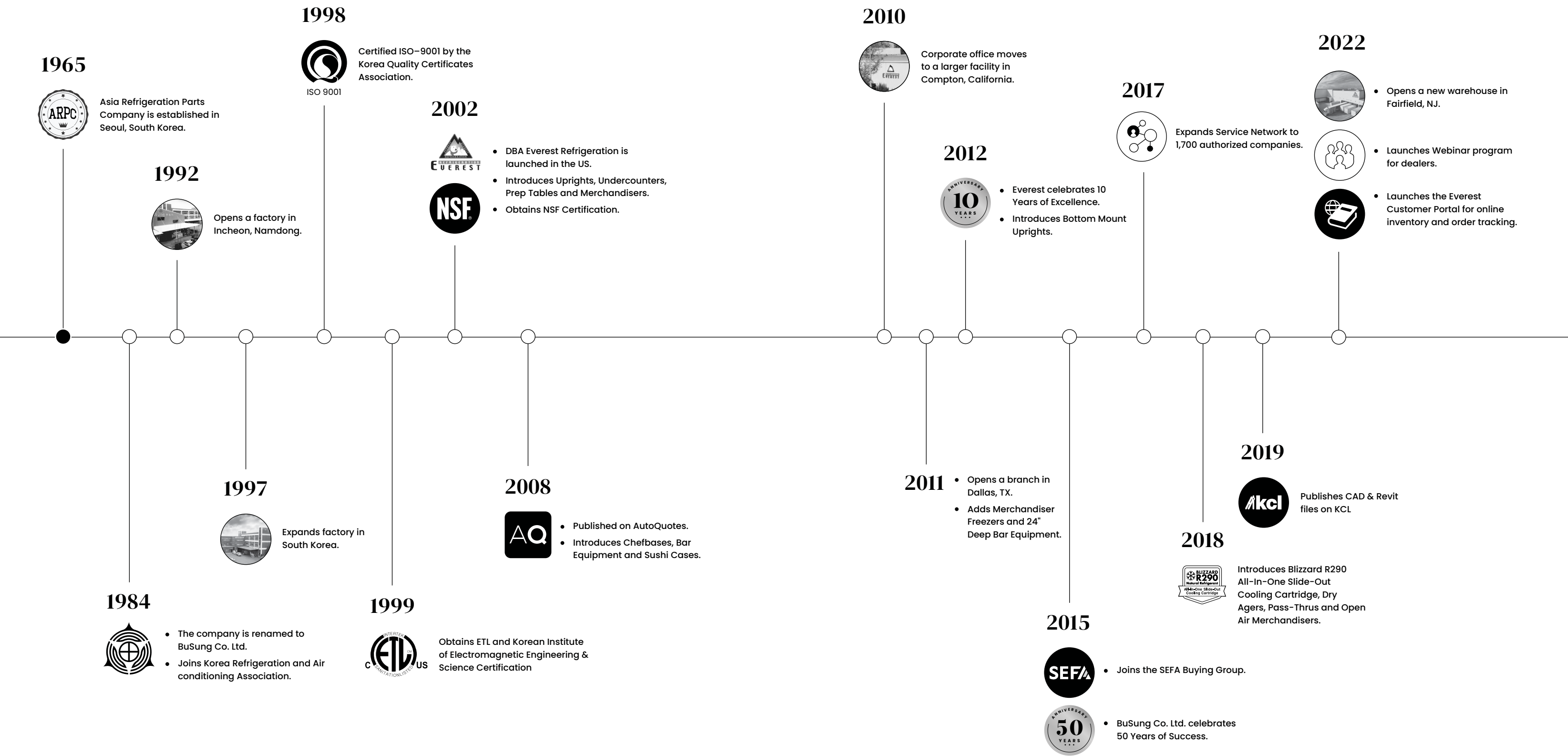


PRODUCTION FACILITIES — INCHEON, SOUTH KOREA



⌚ Everest History IN THE FOREFRONT OF CHANGE

For over five decades, Everest Refrigeration’s line of food service equipment continues to raise the bar in dependability, functionality and innovative design. With smart engineering packaged in a modern, user-friendly design, Everest pushes the boundaries of the foodservice industry, taking you one step above the standard and one more step closer to the future.



The Everest Promise



Quality

Everest prides itself in being a step above the industry standard. Top grade materials and components, highly skilled engineers, state of the art assembly lines and stringent quality measures all come together to create foodservice equipment that can withstand the most intense application.



Innovative Technology

Everest products run on Blizzard R290—the industry's first, all-in-one, slide-out cooling cartridge built for cooling efficiency and easy maintenance. Replacing the cartridge only takes 30 minutes, without brazing or the risk of fire. Blizzard R290 uses environmentally-safe, natural R290 refrigerant with zero Ozone and low Global Warming potential.



Excellent Warranty

Everest products are backed with the longest, most reliable warranty coverage in the industry. It goes above and beyond what other manufacturers can offer. We have an expansive network of factory-trained service representatives and over 1,700 Everest-authorized service companies nationwide ready to provide immediate technical assistance.



Readily Available

A consistent inventory fill rate is one of the primary goals of Everest's operations. The success of replenishment orders, factory production and shipping schedules are achieved through strategic asset management, movement and storage. Our expansive list of rapid shipping networks and well-placed regional warehouses ensure local product availability and support.



Competitive Pricing

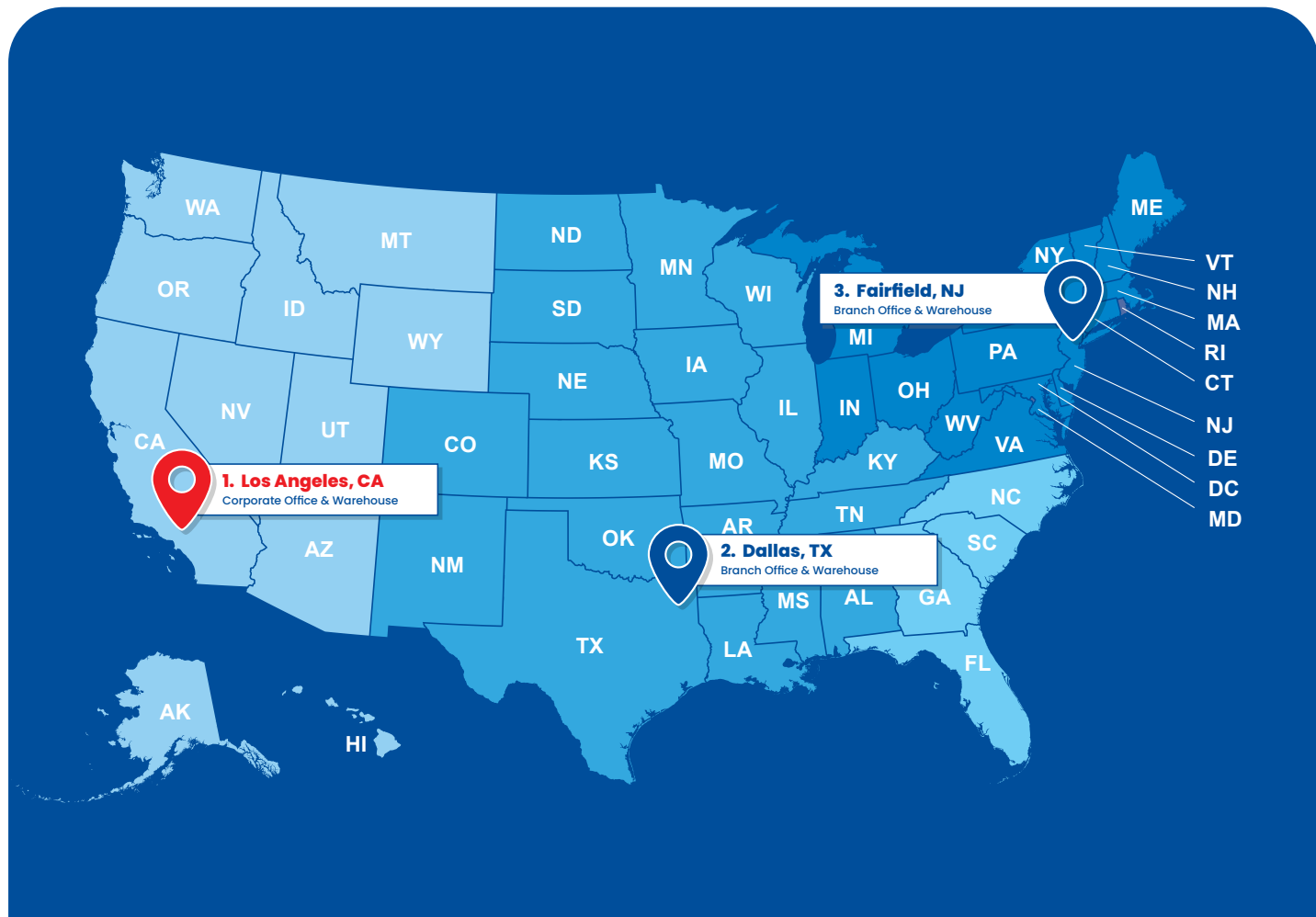
Everest has direct control over all factory assets and operations which allows us to cost-effectively manage our resources. This ultimately translates to top quality products with the best industry prices, shipping perks, rebate programs, flexible payment terms and a lot of other customer incentives.



Customer Satisfaction

Every good business is built on trust. While building quality foodservice equipment is our specialty, building strong relationships is our pursuit. We believe that peace of mind is just as important as a piece of technology. That is why our commitment does not end with our products, it continues with the promise of an invested partnership with our customers.

Sales and Distribution Network



Headquarters 1. LOS ANGELES, CA

📍 201 W. Artesia Blvd.
Compton, CA 90220
📞 310-323-6586
📠 310-323-7524
✉️ sales@everestref.com
po@everestref.com

2. Dallas, TX

📍 5081 Pulaski Street
Dallas, TX 75247
📞 214-792-9133
📠 469-458-6326
✉️ sales@everestref.com
po@everestref.com


3. Fairfield, NJ

📍 30 Plymouth Street
Fairfield, NJ 07004
📞 310-323-6586
📠 310-323-7524
✉️ sales@everestref.com
po@everestref.com


Blizzard R290

ALL-IN-ONE SLIDE-OUT COOLING CARTRIDGE


All Everest products are equipped with Blizzard R290—the industry’s first, all-in-one, slide-out cooling cartridge designed for rapid cooling, safety, and ease of replacement. Replacing the cartridge only takes 30 minutes, without brazing or the risk of fire. Blizzard R290 uses natural, climate-friendly, hydrocarbon refrigerant. It’s an effective alternative to hydrofluorocarbon-based refrigerants without the harmful effects on the environment. It is fast cooling and meets the daily energy consumption standards of the U.S. Department of Energy and the Environment Protection Agency which significantly reduces energy spending and carbon footprint.



Top Mount



Back Mount



Side Mount



Bottom Mount



Zero Brazing

No brazing, soldering, or welding means no risk of fire.



30-Minute Replacement

Slide the old cartridge out, slide the new cartridge in.



Maintenance-Free

Auto-reverse fan helps keep the condenser coil clean.



Auto-Diagnostic System

Audio-visual alarms trigger at high temperatures.



Environmentally Safe

Uses EPA-approved, natural, hydrocarbon R290 refrigerant.

Full Product Line

Purpose. Innovation. Design. Everest Refrigeration offers a foodservice industry-proven line of commercial refrigerators, freezers, and everything in between. Built and tested for dependability, they are more than a piece of technology — they are solutions for the everyday.



1 Upright Reach-Ins



6 Chromatography Refrigerators



2 Dry Ager & Thawing Refrigerators



7 Undercounters



3 Glass Door Merchandisers



8 Chef Bases



4 Open Air Merchandisers



9 Food Prep Tables



5 Laboratory Refrigerators & Freezers



10 Bar Equipment



11 Countertop Refrigerated Display Cases



Upright Reach-Ins

TOP MOUNTED CONDENSING UNIT	ES Series
-----------------------------	-----------

REFRIGERATORS / FREEZERS / DUAL TEMPS

The Top Mounted Upright Reach-In series offers a number of refrigerator, freezer and dual temperature combinations in solid, glass, full door, half door and drawer variations.



Features



Blizzard R290
EPA/DOE approved, all-in-one, slide-out cooling cartridge.



Digital Control
Easy settings with audio and visual overheat alarm.



ECM Fan Motors
Electronically commutated motors require less energy.



All Stainless Steel
High quality finish with 2.5" thick thermal insulation.



Door Lock
Pre-installed, tamper-resistant, heavy-duty tumbler.



Vacuum Relief Valve
Equalizes cabinet pressure for smooth door re-entry.



Ridge-Lined Gaskets
Heavy duty door gaskets snap out/in for easy cleaning.



Energy Efficient LED
Silicone coated or shielded. High lumen rating, low heat.



Other Features
Self-closing doors, 3" or 5" swivel casters.

Upright Reach-In Refrigerators

TOP MOUNTED CONDENSING UNIT ES SERIES



ESR1



ESRH2

Cabinet Construction

- Heavy duty stainless steel interior/exterior with rounded corners for a hazard-free workspace.
- Open spaced interior with no walls between compartments.
- Galvanized steel top, bottom and rear.
- 2.5" thick high density polyurethane insulation.
- Four 5" swivel casters with locks on front set. Leg stabilizers standard for models ESR1, ESRH2 and ESR3.

Refrigeration System

- Top mounted, self-contained and fully detachable Blizzard R290 condensing unit uses environmentally friendly, EPA-compliant R290 refrigerant with zero (0) Ozone Depletion Potential (ODP) and three (3) Global Warming Potential (GWP). Blizzard R290 is easily replaceable and requires no on-site brazing.
- Electronically commutated (ECM) fan motors achieve rapid cooling with less energy consumption.
- Full-length air duct and airflow guard ensure optimal cold air circulation.
- Time-initiated and temperature-terminated auto defrost cycle for seamless operation.
- Large capacity, corrosion-resistant condenser and evaporator coils.
- Self-maintaining, energy-efficient condensate drain pan requires no external drains or electric heaters.
- High performance, auto-reverse condenser fan motor supports compressor ventilation and condenser coil cleaning.
- Pressure relief devices allow rapid cabinet re-entry.
- Pre-wired and ready to plug, 115V/60Hz/1Ph, NEMA 5-15P.

Lighting

- Energy efficient silicone coated and shatter-proof LED lighting provides bright, high color illumination with low heat output.

Doors

- Heavy duty stainless steel interior/exterior.
- 2.5" thick high density polyurethane insulation.
- Frame heaters prevent exterior moisture build up.
- Self-closing with adjustable torsion system for a positive seal.
- Snap-in magnetic gasket for ease of cleaning.
- High strength, recessed handles.
- Pre-installed locks (does not apply to models ESGRH2 and ESGRH4).
- Field reversible.

Shelving

- Epoxy coated, steel wire shelves (see table for quantity).
- Height adjustable stainless steel clips.

Temperature Control

- Multi-function digital controller with easy to read LED display.
- Factory preset temperature, 35°F. Temp-set range from 33°F to 54°F.
- Audible overheat protection alarm for compressor and condenser coil.

Options

- Additional shelving.
- 3" swivel casters with locks.
- 3.5"-6" height-adjustable and interchangeable legs.
- Left hinged door (does not apply to model ESRH4).



ESR2



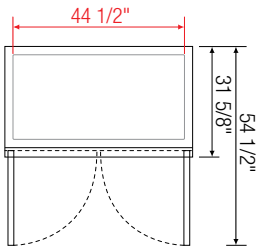
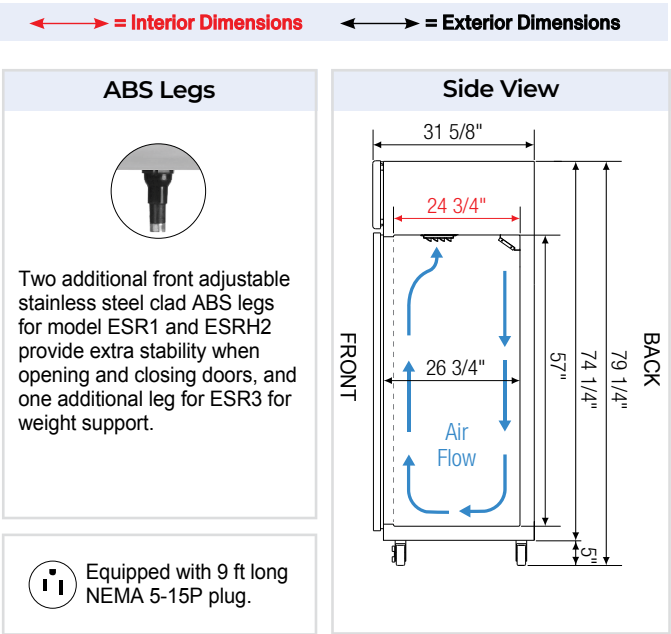
ESRH4



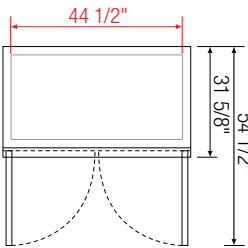
ESWR2



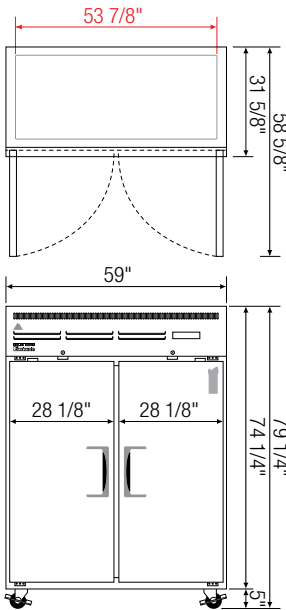
ESR3



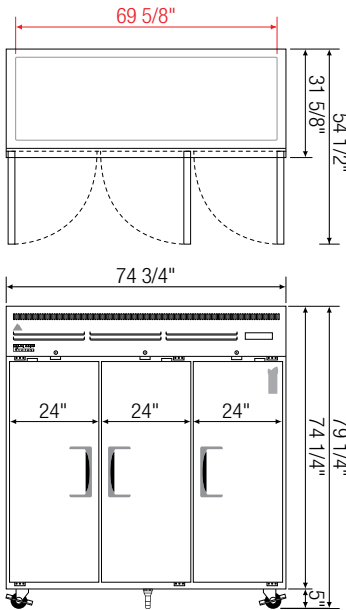
ESR2



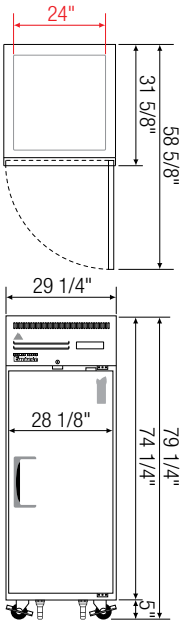
ESRH4



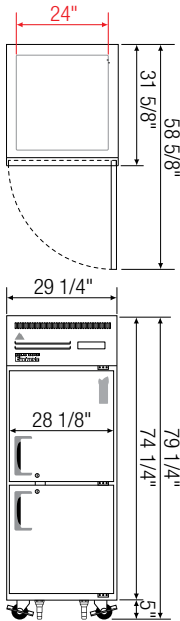
ESWR2



ESR3



ESR1



ESRH2

Model	Ref/ Frz/ Dual	# of Doors	Capacity [†] (Cu. Ft.)	HP	BTU/HR [†]	Refrigerant	# of Shelves	Power (V-Hz-Ph)	Amps	Crated Weight (LBS)	Exterior Dimensions (Inches)		
											L	D	H [*]
ESR1	Ref	1	23	1/4+	1,926	R290	3	115-60-1	3.3	296	29 1/4	31 5/8	74 1/4
ESRH2	Ref	2 (H)	23	1/4+	1,926	R290	3	115-60-1	3.3	298	29 1/4	31 5/8	74 1/4
ESR2	Ref	2	48	1/4+	1,926	R290	6	115-60-1	3.8	401	49 5/8	31 5/8	74 1/4
ESRH4	Ref	4 (H)	48	1/4+	1,926	R290	6	115-60-1	3.8	404	49 5/8	31 5/8	74 1/4
ESWR2	Ref	2	55	1/3	2,311	R290	6	115-60-1	3	456	59	31 5/8	74 1/4
ESR3	Ref	3	71	3/4	4,445	R290	8	115-60-1	8	576	74 3/4	31 5/8	74 1/4

★ Height does not include 5" for casters.
† Based on evaporating temperature of 23°F (-5°C) & condensing temperature of 131°F (55°C).

Ref = Refrigerator | (H) = Half Door

Specifications subject to change without notice.

Product dimensions are for general purposes and not absolute value. Product capacity (†) is calculated based on standard industry figures. Slight variations may exist. If dimensions and capacity are critical, please contact Everest Refrigeration.

Upright Reach-In Freezers

TOP MOUNTED CONDENSING UNIT

ES SERIES



ESF1

ESFH2

Cabinet Construction

- Heavy duty stainless steel interior/exterior with rounded corners for a hazard-free workspace.
- Open spaced interior with no walls between compartments.
- Galvanized steel top, bottom and rear.
- 2.5" thick high density polyurethane insulation.
- Four 5" swivel casters with locks on front set. Leg stabilizers standard for models ESF1, ESFH2 and ESF3.

Refrigeration System

- Top mounted, self-contained and fully detachable Blizzard R290 condensing unit uses environmentally friendly, EPA-compliant R290 refrigerant with zero (0) Ozone Depletion Potential (ODP) and three (3) Global Warming Potential (GWP). Blizzard R290 is easily replaceable and requires no on-site brazing.
- Electronically commutated (ECM) fan motors achieve rapid cooling with less energy consumption.
- Full-length air duct and airflow guard ensure optimal cold air circulation.
- Air circulation guard keeps floor vents from obstruction.
- Time-initiated and temperature-terminated auto defrost heater.
- Large capacity, corrosion-resistant condenser and evaporator coils.
- Self-maintaining, energy-efficient condensate drain pan requires no external drains or electric heaters.
- High performance, auto-reverse condenser fan motor supports compressor ventilation and condenser coil cleaning.
- Pressure relief devices allow rapid cabinet re-entry.
- Pre-wired and ready to plug, 115V/60Hz/1Ph, (NEMA 5-15P for models ESF1, ESFH2, ESF2, and ESWF2), (NEMA 5-20P for model ESF3).

Lighting

- Energy efficient silicone coated and shatter-proof LED lighting provides bright, high color illumination with low heat output.

Doors

- Heavy duty stainless steel interior/exterior.
- 2.5" thick high density polyurethane insulation.
- Frame heaters prevent exterior moisture build up.
- Self-closing with adjustable torsion system for a positive seal.
- Snap-in magnetic gasket for ease of cleaning.
- High strength, recessed handles.
- Pre-installed locks keep your items safe from theft.
- Field reversible.

Shelving

- Three epoxy coated, steel wire shelves per section.
- Height adjustable stainless steel clips.

Temperature Control

- Multi-function digital controller with easy to read LED display.
- Factory preset temperature, -4°F. Temp-set range from -10°F to 54°F.
- Audible overheat protection alarm for compressor and condenser coil.

Options

- Additional shelving.
- 3" swivel casters with locks.
- 3.5"-6" height-adjustable and interchangeable legs.
- Left hinged door.

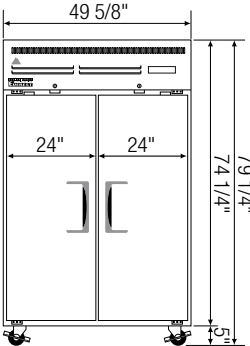
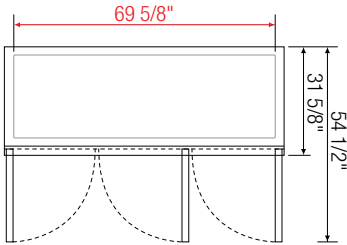
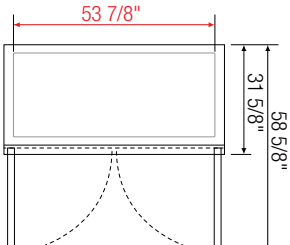
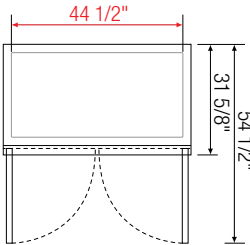
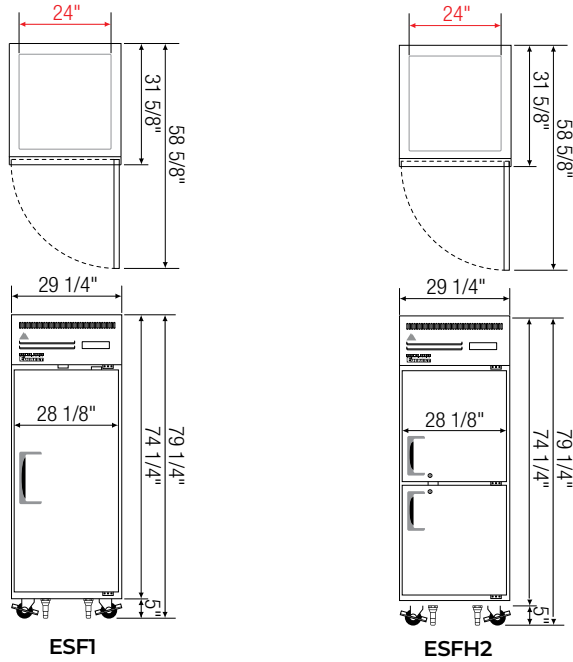
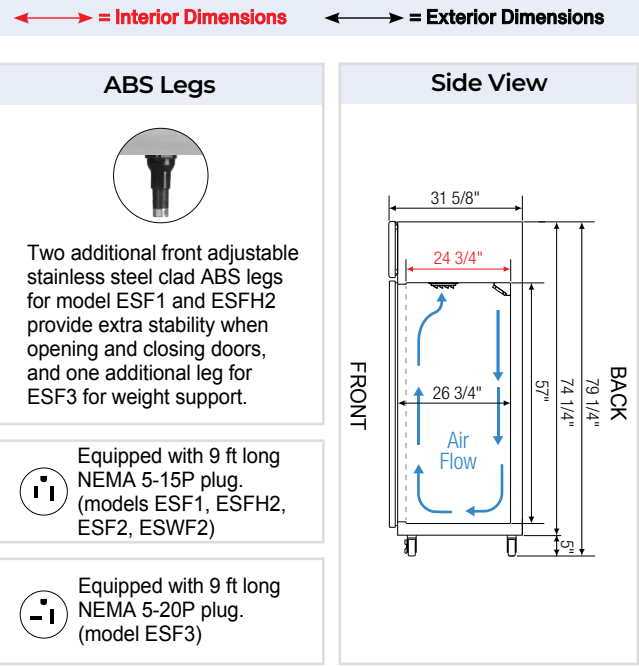


ESF2

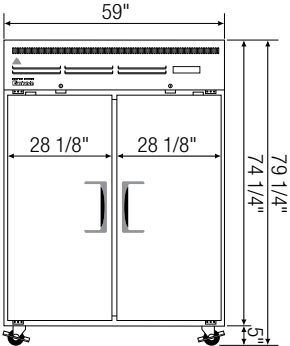
ESWF2



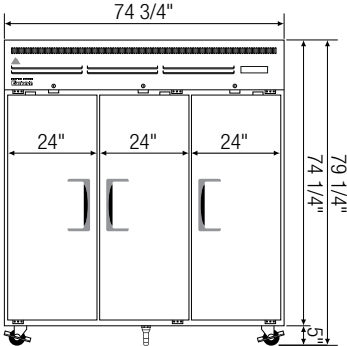
ESF3



ESF2



ESWF2



ESF3

Model	Ref/ Frz/ Dual	# of Doors	Capacity [†] (Cu. Ft.)	HP	BTU/HR [†]	Refrigerant	# of Shelves	Power (V-Hz-Ph)	Amps	Crated Weight (LBS)	Exterior Dimensions (Inches)		
											L	D	H [★]
ESF1	Frz	1	23	1/2	1,670	R290	3	115-60-1	5	312	29 1/4	31 5/8	74 1/4
ESFH2	Frz	2 (H)	23	1/2	1,670	R290	3	115-60-1	5	322	29 1/4	31 5/8	74 1/4
ESF2	Frz	2	48	1	2,840	R290	6	115-60-1	7.5	450	49 5/8	31 5/8	74 1/4
ESWF2	Frz	2	55	1	2,840	R290	6	115-60-1	7.5	507	59	31 5/8	74 1/4
ESF3	Frz	3	71	3/4 x 2	2,690 x 2	R290	9	115-60-1	12	661	74 3/4	31 5/8	74 1/4

★ Height does not include 5" for casters.

† Based on evaporating temperature of 23°F (-5°C) & condensing temperature of 131°F (55°C).

Specifications subject to change without notice.

Product dimensions are for general purposes and not absolute value. Product capacity (†) is calculated based on standard industry figures. Slight variations may exist. If dimensions and capacity are critical, please contact Everest Refrigeration.

Frz = Freezer | (H) = Half Door

Upright Reach-In Dual Temps

TOP MOUNTED CONDENSING UNIT ES SERIES



ESRFH2

DUAL TEMP

ESRF2A

DUAL TEMP



ESWRF2

DUAL TEMP

ESWQ3

DUAL TEMP



ESRF3

DUAL TEMP

Cabinet Construction

- Heavy duty stainless steel interior/exterior with rounded corners for a hazard-free workspace.
- Insulated interior wall between refrigerator and freezer compartments.
- Galvanized steel top, bottom and rear.
- 2.5" thick high density polyurethane insulation.
- Four 5" swivel casters with locks on front set. Leg stabilizers standard for model ESRFH2.

Refrigeration System

- Top mounted, self-contained and fully detachable Blizzard R290 condensing unit uses environmentally friendly, EPA-compliant R290 refrigerant with zero (0) Ozone Depletion Potential (ODP) and three (3) Global Warming Potential (GWP). Blizzard R290 is easily replaceable and requires no on-site brazing (does not apply to model ESRFH2).
- Electronically commutated (ECM) fan motors achieve rapid cooling with less energy consumption.
- Full-length air duct and airflow guard ensure optimal cold air circulation.
- Time-initiated and temperature-terminated auto defrost heater for freezers. Air defrost for refrigerators.
- Large capacity, corrosion-resistant condenser and evaporator coils.
- Self-maintaining, energy-efficient condensate drain pan requires no external drains or electric heaters.
- High performance, auto-reverse condenser fan motor supports compressor ventilation and condenser coil cleaning.
- Pressure relief devices allow rapid cabinet re-entry.
- Pre-wired and ready to plug, 115V/60Hz/1Ph, NEMA 5-15P.

Lighting

- Energy efficient silicone coated and shatter-proof LED lighting provides bright, high color illumination with low heat output.

Doors

- Heavy duty stainless steel interior/exterior.
- 2.5" thick high density polyurethane insulation.
- Frame heaters prevent exterior moisture build up.
- Self-closing with adjustable torsion system for a positive seal.
- Snap-in magnetic gasket for ease of cleaning.
- High strength, recessed handles.
- Pre-installed locks keep your items safe from theft.
- Field reversible (does not apply to model ESWQ3).

Shelving

- Epoxy coated, steel wire shelves (see table for quantity).
- Height adjustable stainless steel clips.

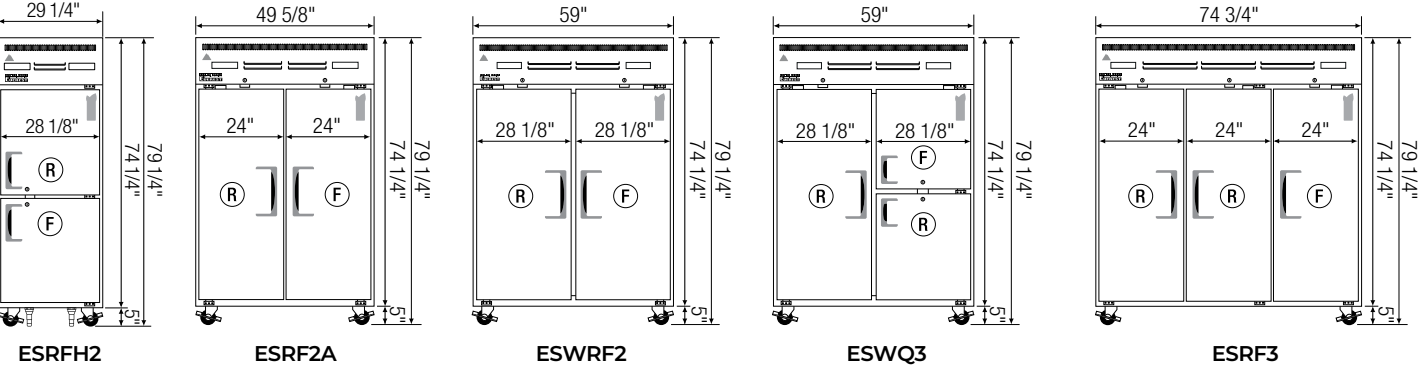
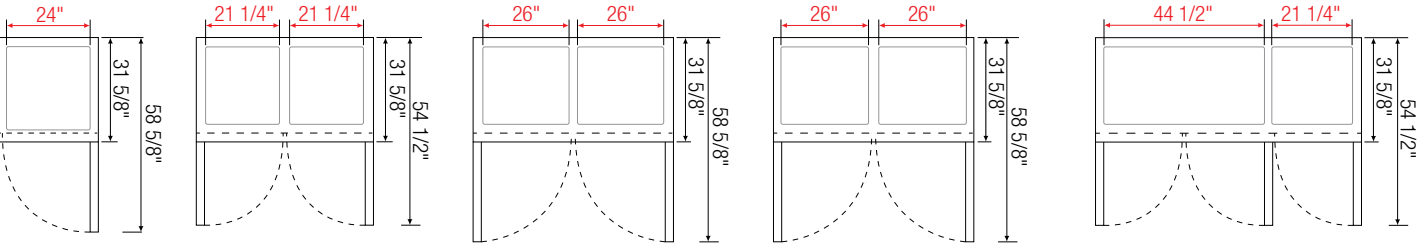
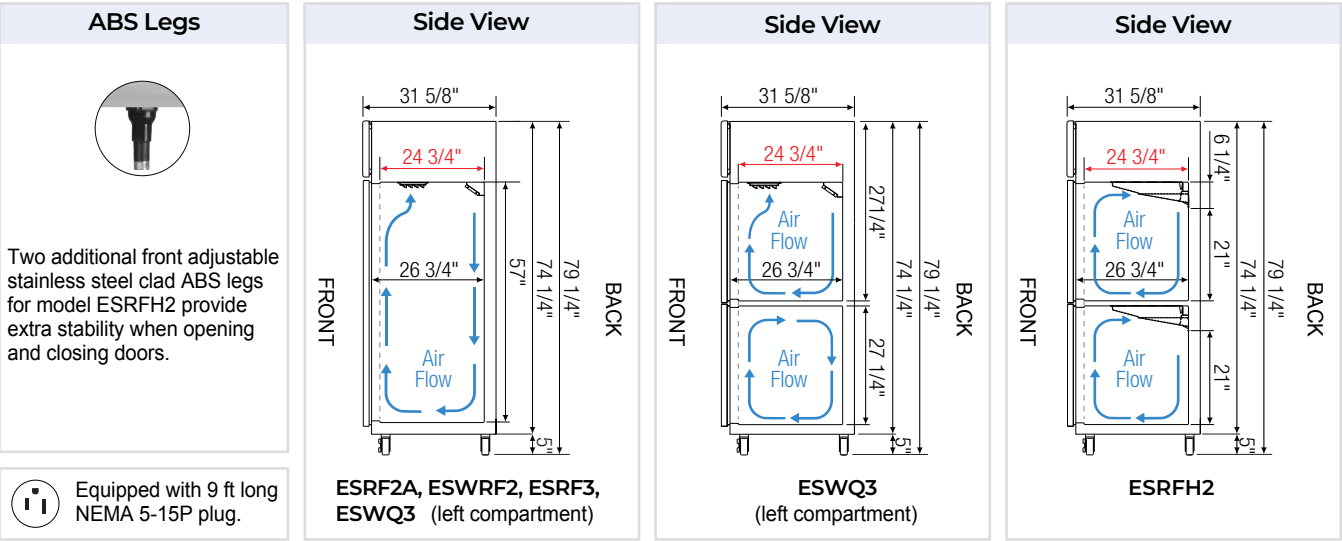
Temperature Control

- Multi-function digital controller with easy to read LED display.
- Factory preset temperature, 35°F for refrigerators and -4°F for freezers. Temp-set range from 33°F to 54°F for refrigerators and -10°F to 54°F for freezers.
- Audible overheat protection alarm for compressor and condenser coil.

Options

- Additional shelving.
- 3" swivel casters with locks (does not apply to model ESRFH2).
- 3.5"-6" height-adjustable and interchangeable legs.
- Left hinged door (does not apply to model ESWQ3).

Interior Dimensions Exterior Dimensions



Model	Ref/ Frz/ Dual	# of Doors	Capacity (Cu. Ft.)	HP	BTU/HR	Refrigerant	# of Shelves	Power (V-Hz-Ph)	Amps	Crated Weight (LBS)	Exterior Dimensions (Inches)		
											L	D	H*
ESRFH2	Dual	2 (H)	11 (R) 11 (F)	1/2	1,670	R290	2	115-60-1	5	343	29 1/4	31 5/8	74 1/4
ESRF2A	Dual	2	22 (R) 22 (F)	1/4+ (R) 1/2 (F)	1,926 (R) 1670 (F)	R290 R290	6	115-60-1	9	500	49 5/8	31 5/8	74 1/4
ESWRF2	Dual	2	26 (R) 26 (F)	1/4+ (R) 1/2 (F)	1,926 (R) 1670 (F)	R290 R290	6	115-60-1	9	529	59	31 5/8	74 1/4
ESWQ3	Dual	2 (H) 1 (FD)	39 (R) 13 (F)	1/4+ (R) 1/3 (F)	1,926 (R) 1,119 (F)	R290 R290	5	115-60-1	5.5	524	59	31 5/8	74 1/4
ESRF3	Dual	3	46 (R) 22 (F)	1/4+ (R) 1/2 (F)	1,926 (R) 1670 (F)	R290 R290	9	115-60-1	9	654	74 3/4	31 5/8	74 1/4

* Height does not include 5" for casters.
† Based on evaporating temperature of 23°F (-5°C) & condensing temperature of 131°F (55°C).

(R) = Refrigerator | (F) = Freezer | Dual = Ref & Frz Combo
(FD) = Full Door | (H) = Half Door

Specifications subject to change without notice.

Product dimensions are for general purposes and not absolute value. Product capacity (P) is calculated based on standard industry figures. Slight variations may exist. If dimensions and capacity are critical, please contact Everest Refrigeration.

Door & Drawer Combo Upright Reach-Ins

TOP MOUNTED CONDENSING UNIT ES SERIES



ESR1D2 ESR2D2



ESR2D4



ESRF2D2 DUAL TEMP ESWQ2D2 DUAL TEMP

Cabinet Construction

- Heavy duty stainless steel interior/exterior with rounded corners for a hazard-free workspace.
- Open spaced interior with no walls between compartments (Ref). Insulated interior wall between refrigerator and freezer compartments (Dual Temp).
- Galvanized steel top, bottom and rear.
- 2.5" thick high density polyurethane insulation.
- Four 5" swivel casters with locks on front set. Leg stabilizers standard for model ESR1D2.

Refrigeration System

- Top mounted, self-contained and fully detachable Blizzard R290 condensing unit uses environmentally friendly, EPA-compliant R290 refrigerant with zero (0) Ozone Depletion Potential (ODP) and three (3) Global Warming Potential (GWP). Blizzard R290 is easily replaceable and requires no on-site brazing.
- Electronically commutated (ECM) fan motors achieve rapid cooling with less energy consumption.
- Full-length air duct and airflow guard ensure optimal cold air circulation.
- Time-initiated and temperature-terminated auto defrost cycle for seamless operation.
- Large capacity, corrosion-resistant condenser and evaporator coils.
- Self-maintaining, energy-efficient condensate drain pan requires no external drains or electric heaters.
- High performance, auto-reverse condenser fan motor supports compressor ventilation and condenser coil cleaning.
- Pressure relief devices allow rapid cabinet re-entry.
- Pre-wired and ready to plug, 115V/60Hz/1Ph, NEMA 5-15P.

Lighting

- Energy efficient silicone coated and shatter-proof LED lighting provides bright, high color illumination with low heat output.

Doors & Drawers

- Heavy duty stainless steel interior/exterior.
- 2.5" thick high density polyurethane insulation.
- Frame heaters prevent exterior moisture build up.
- Self-closing with adjustable torsion system for a positive seal.
- Thick gauge, stainless steel frames with low-friction ball bearings.
- Snap-in magnetic gaskets for ease of cleaning.
- High strength, recessed handles.
- Pre-installed locks keep your items safe from theft (does not apply to drawers).

Shelving

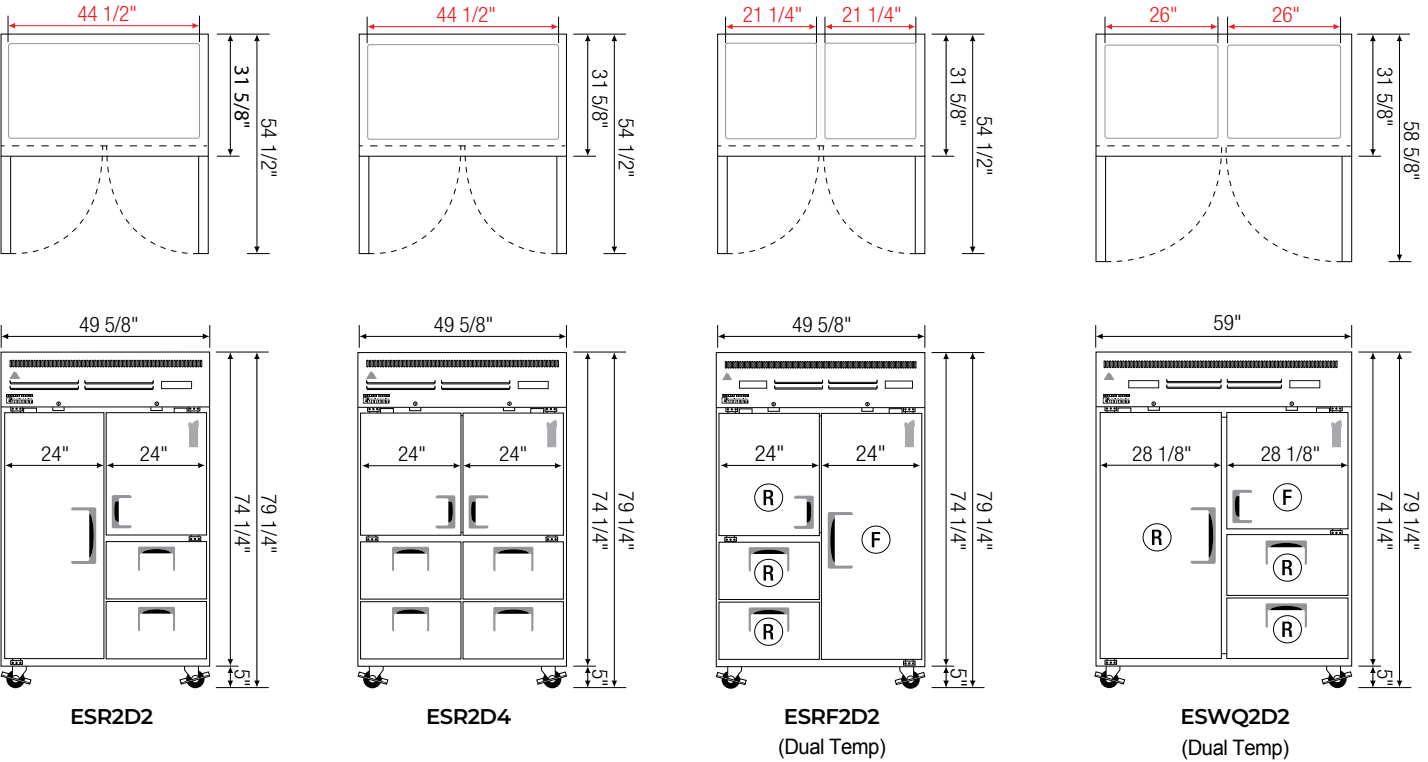
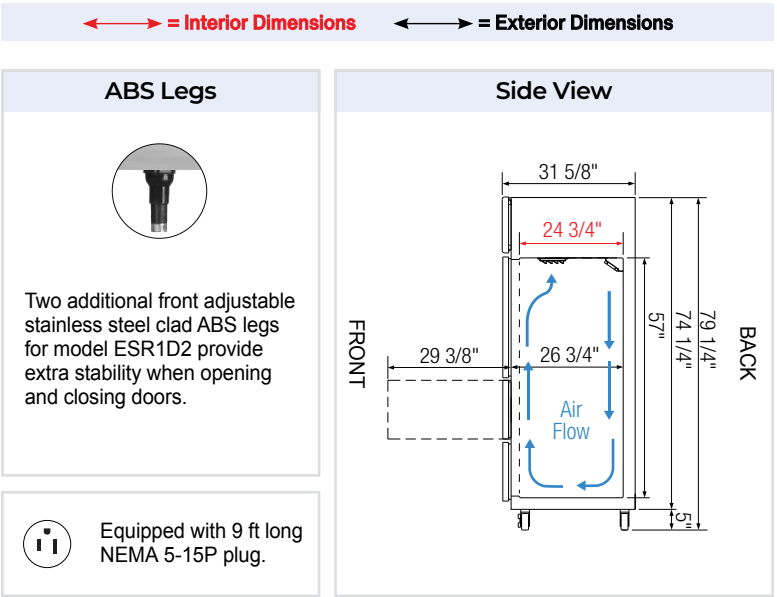
- Epoxy coated, steel wire shelves (see table for quantity).
- Height adjustable stainless steel clips.

Temperature Control

- Multi-function digital controller with easy to read LED display.
- Factory preset temperature, 35°F for refrigerators and -4°F for freezers. Temp-set range from 33°F to 54°F for refrigerators and -10°F to 54°F for freezers.
- Audible overheat protection alarm for compressor and condenser coil.

Options

- Additional shelving.
- 3" swivel casters with locks.
- 3.5"-6" height-adjustable and interchangeable legs.



Model	Ref/ Frz/ Dual	# of Doors	Capacity (Cu. Ft.)	HP	BTU/HR [†]	Refrigerant	# of Shelves	Power (V-Hz-Ph)	Amps	Crated Weight (LBS)	Exterior Dimensions (Inches)		
											L	D	H [*]
ESR1D2	Ref	1 (H) 2 (DR)	23	1/4+	1,926	R290	2	115-60-1	3.3	340	29 1/4	31 5/8	74 1/4
ESR2D2	Ref	1 (FD) / 1 (H) 2 (DR)	48	1/3	2,311	R290	5	115-60-1	3	463	49 5/8	31 5/8	74 1/4
ESR2D4	Ref	2 (H) 4 (DR)	48	1/3	2,311	R290	4	115-60-1	3	479	49 5/8	31 5/8	74 1/4
ESRF2D2	Dual	1 (FD) / 1 (H) 2 (DR)	22 (R) 22 (F)	1/4+ (R) 1/2 (F)	1,926 (R) 1,670 (F)	R290 R290	5	115-60-1	9	525	49 5/8	31 5/8	74 1/4
ESWQ2D2	Dual	1 (FD) / 1 (H) 2 (DR)	39 (R) 13 (F)	1/4+ (R) 1/3 (F)	1,926 (R) 2,311 (F)	R290 R290	4	115-60-1	5.5	556	59	31 5/8	74 1/4

* Height does not include 5" for casters.

† Based on evaporating temperature of 23°F (-5°C) & condensing temperature of 131°F (55°C).

Specifications subject to change without notice.

Product dimensions are for general purposes and not absolute value. Product capacity (P) is calculated based on standard industry figures. Slight variations may exist. If dimensions and capacity are critical, please contact Everest Refrigeration.

Ref = Refrigerator | Dual = Ref & Frz Combo
(FD) = Full Door | (H) = Half Door | (DR) = Drawer

Upright Reach-In Glass Door Refrigerators

TOP MOUNTED CONDENSING UNIT ES SERIES



ESGR1

ESGRH2



ESGR2

ESGRH4



ESGWR2



ESGR3A

Cabinet Construction

- Heavy duty stainless steel interior/exterior with rounded corners for a hazard-free workspace.
- Open spaced interior with no walls between compartments.
- Galvanized steel top, bottom and rear.
- 2.5" thick high density polyurethane insulation.
- Four 5" swivel casters with locks on front set. Leg stabilizers standard for models ESGR1, ESGRH2, and ESGR3A.

Refrigeration System

- Top mounted, self-contained and fully detachable Blizzard R290 condensing unit uses environmentally friendly, EPA-compliant R290 refrigerant with zero (0) Ozone Depletion Potential (ODP) and three (3) Global Warming Potential (GWP). Blizzard R290 is easily replaceable and requires no on-site brazing.
- Electronically commutated (ECM) fan motors achieve rapid cooling with less energy consumption.
- Full-length air duct and airflow guard ensure optimal cold air circulation.
- Time-initiated and temperature-terminated auto defrost cycle for seamless operation.
- Large capacity, corrosion-resistant condenser and evaporator coils.
- Self-maintaining, energy-efficient condensate drain pan requires no external drains or electric heaters.
- High performance, auto-reverse condenser fan motor supports compressor ventilation and condenser coil cleaning.
- Pressure relief devices allow rapid cabinet re-entry.
- Pre-wired and ready to plug, 115V/60Hz/1Ph, NEMA 5-15P.

Lighting

- Shielded LED bar lighting with on/off switch provides bright, high color illumination at lower heat output.

Doors

- Low emissivity double glass panes reflect UV rays for efficient cooling.
- Matte finish aluminum frames.
- Frame heaters prevent exterior moisture build up.
- Self-closing with adjustable torsion system for a positive seal.
- Snap-in magnetic gasket for ease of cleaning.
- High strength, die-cast handles.
- Pre-installed locks keep your items safe from theft (does not apply to models ESGRH2 and ESGRH4).
- Field reversible (does not apply to model ESGRH4).

Shelving

- Four epoxy coated, steel wire shelves per section.
- Height adjustable stainless steel clips.

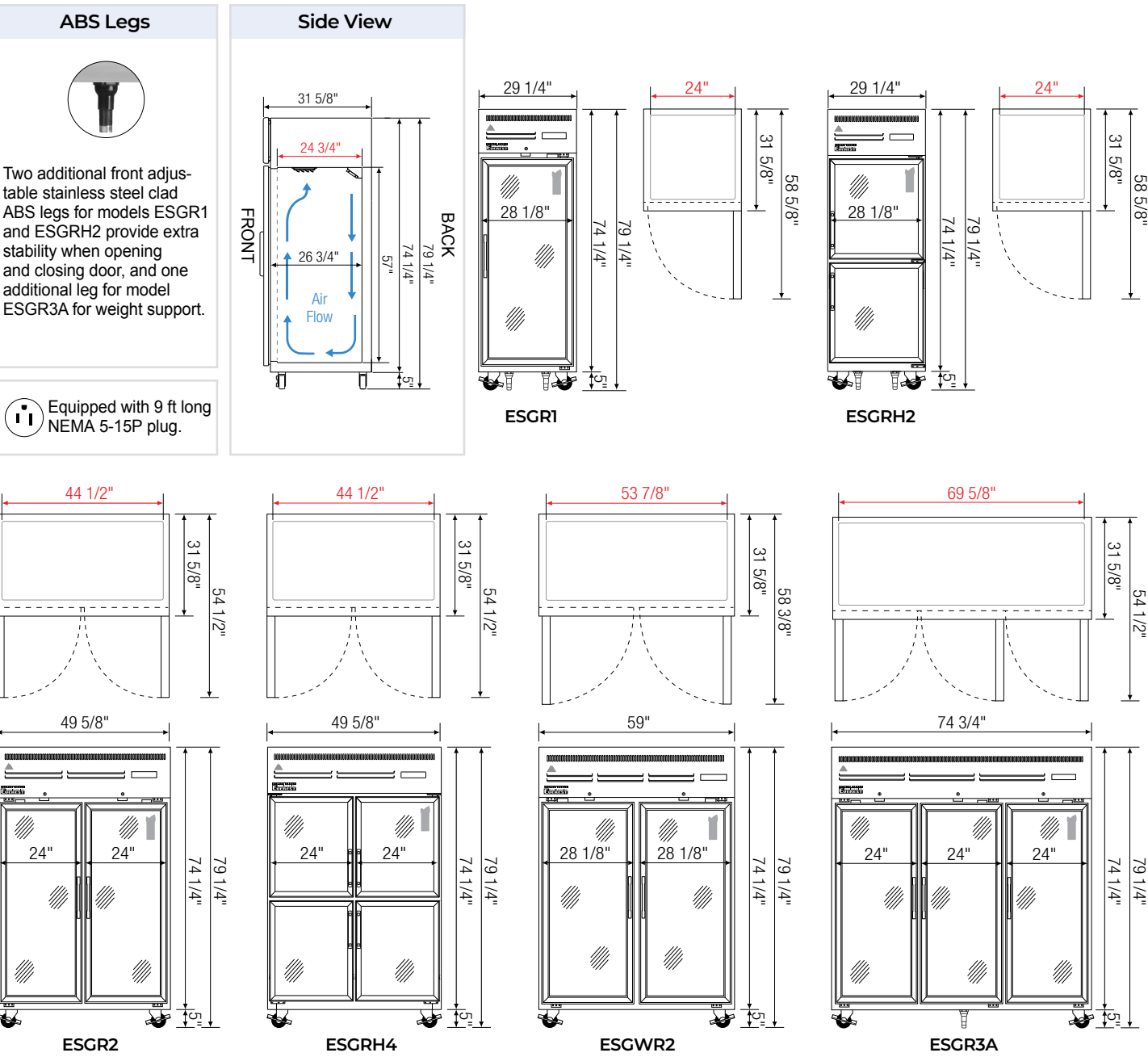
Temperature Control

- Multi-function digital controller with easy to read LED display.
- Factory preset temperature, 35°F. Temp-set range from 33°F to 54°F.
- Audible overheat protection alarm for compressor and condenser coil.

Options

- Additional shelving.
- 3" swivel casters with locks.
- 3.5"-6" height-adjustable and interchangeable legs.

Interior Dimensions Exterior Dimensions



Model	Ref/ Frz/ Dual	# of Doors	Capacity (Cu. Ft.)	HP	BTU/HR [†]	Refrigerant	# of Shelves	Power (V-Hz-Ph)	Amps	Crated Weight (LBS)	Exterior Dimensions (Inches)		
											L	D ^a	H [★]
ESGR1	Ref	1	23	1/4+	1,926	R290	4	115-60-1	3.3	320	29 1/4	31 5/8	74 1/4
ESGRH2	Ref	2 (H)	23	1/4+	1,926	R290	4	115-60-1	3.3	329	29 1/4	31 5/8	74 1/4
ESGR2	Ref	2	48	1/3	2,311	R290	8	115-60-1	2.7	467	49 5/8	31 5/8	74 1/4
ESGRH4	Ref	4 (H)	48	1/3	2,311	R290	8	115-60-1	3	467	49 5/8	31 5/8	74 1/4
ESGWR2	Ref	2	55	1/2	1,670	R290	8	115-60-1	5	540	59	31 5/8	74 1/4
ESGR3A	Ref	3	71	3/4	4,445	R290	12	115-60-1	8	663	74 3/4	31 5/8	74 1/4

★ Height does not include 5" for casters.
† Based on evaporating temperature of 23°F (-5°C) & condensing temperature of 131°F (55°C).
a Exterior depth dimension does not include 1-1/2" for door handles.

Specifications subject to change without notice.

Product dimensions are for general purposes and not absolute value. Product capacity (P) is calculated based on standard industry figures. Slight variations may exist. If dimensions and capacity are critical, please contact Everest Refrigeration.

Glass & Solid Combination Half-Door Upright Reach-In Refrigerators

TOP MOUNTED CONDENSING UNIT ES SERIES



EGSH2 EGSDH2 DUAL TEMP



EGSH4 EGSH4



EGSH6

Cabinet Construction

- Heavy duty stainless steel interior/exterior with rounded corners for a hazard-free workspace.
- Open spaced interior with no walls between compartments (Ref). Insulated interior wall between refrigerator and freezer compartments (Dual Temp).
- Galvanized steel top, bottom and rear.
- 2.5" thick high density polyurethane insulation.
- Four 5" swivel casters with locks on front set. Leg stabilizers standard for models EGSH2, EGSDH2 and EGS6.

Refrigeration System

- Top mounted, self-contained and fully detachable Blizzard R290 condensing unit uses environmentally friendly, EPA-compliant R290 refrigerant with zero (0) Ozone Depletion Potential (ODP) and three (3) Global Warming Potential (GWP). Blizzard R290 is easily replaceable and requires no on-site brazing (does not apply to model EGSDH2).
- Electronically commutated (ECM) fan motors achieve rapid cooling with less energy consumption.
- Full-length air duct and airflow guard ensure optimal cold air circulation.
- Time-initiated and temperature-terminated auto defrost heater for freezers. Air defrost for refrigerators.
- Large capacity, corrosion-resistant condenser and evaporator coils.
- Self-maintaining, energy-efficient condensate drain pan requires no external drains or electric heaters.
- High performance, auto-reverse condenser fan motor supports compressor ventilation and condenser coil cleaning.
- Pressure relief devices allow rapid cabinet re-entry.
- Pre-wired and ready to plug, 115V/60Hz/1Ph, NEMA 5-15P.

Lighting

- Shielded LED bar lighting with on/off switch provides bright, high color illumination at lower heat output.

Doors

- Low emissivity double glass panes and matte finish aluminum frames for glass doors.
- Heavy duty stainless steel interior/exterior with 2.5" thick high density polyurethane insulation for solid doors.
- Frame heaters prevent exterior moisture build up.
- Self-closing with adjustable torsion system for a positive seal.
- Snap-in magnetic gaskets for ease of cleaning.
- Heavy duty, die-cast handles for glass doors. High strength, recessed handles for solid doors.
- Pre-installed locks keep your items safe from theft.

Shelving

- Four epoxy coated, steel wire shelves per section.
- Height adjustable stainless steel clips.

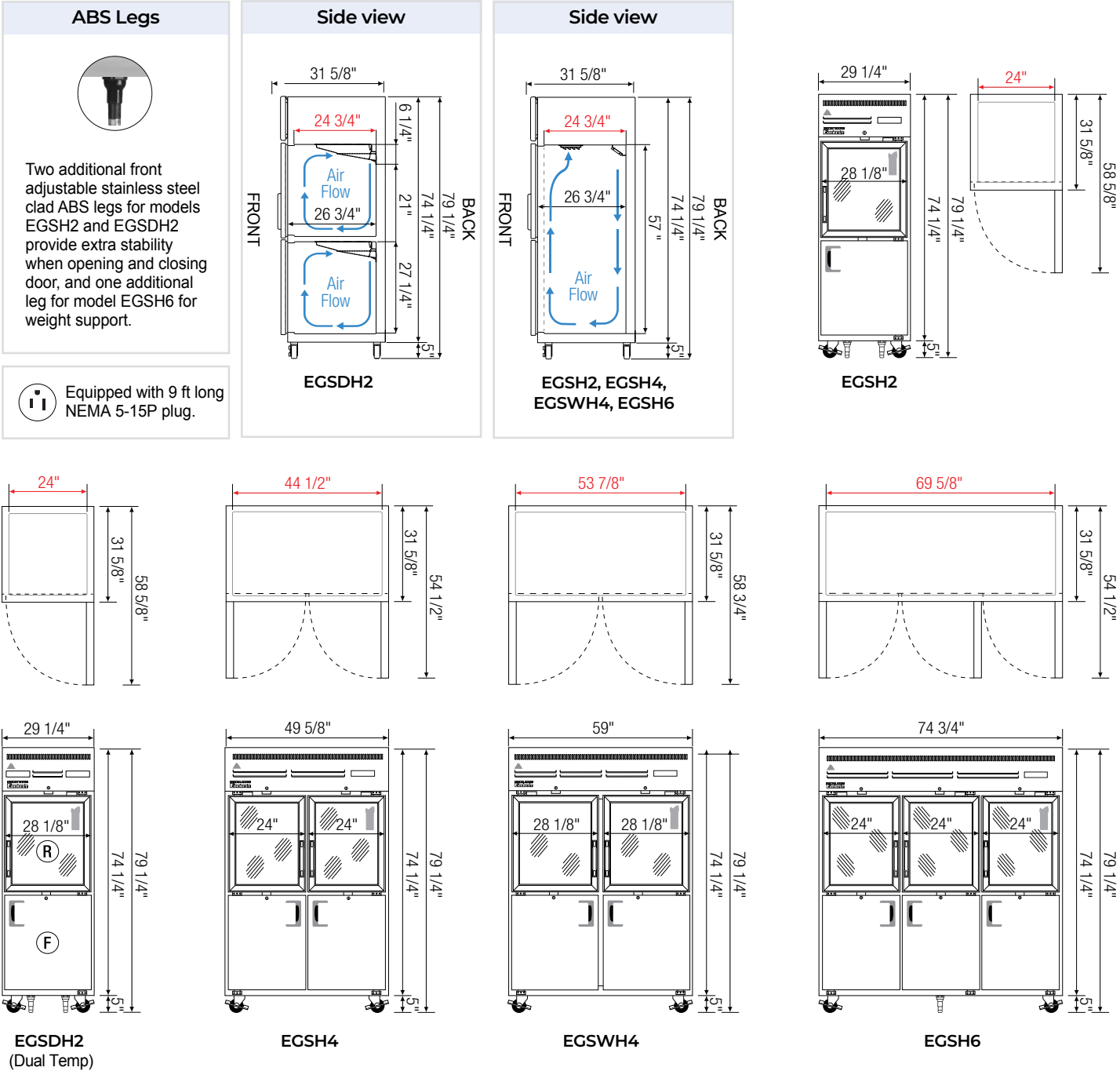
Temperature Control

- Multi-function digital controller with easy to read LED display.
- Factory preset temperature, 35°F for refrigerators and -4°F for freezers. Temp-set range from 33°F to 54°F for refrigerators and -10°F to 54°F for freezers.
- Audible overheat protection alarm for compressor and condenser coil.

Options

- Additional shelving.
- 3" swivel casters with locks (does not apply to model EGSDH2).
- 3.5"-6" height-adjustable and interchangeable legs.

Interior Dimensions Exterior Dimensions



Model	Ref/ Frz/ Dual	# of Doors	Capacity [†] (Cu. Ft.)	HP	BTU/HR [†]	Refrigerant	# of Shelves	Power (V-Hz-Ph)	Amps	Crated Weight (LBS)	Exterior Dimensions (Inches)		
											L	D ^a	H [*]
EGSH2	Ref	2 (H)	23	1/4+	1,926	R290	4	115-60-1	3.3	322	29 1/4	31 5/8	74 1/4
EGSDH2	Dual	2 (H)	11 (R) 11 (F)	1/2	3,435	R290	4	115-60-1	5	356	29 1/4	31 5/8	74 1/4
EGSH4	Ref	4 (H)	48	1/3	2,311	R290	8	115-60-1	2.7	449	49 5/8	31 5/8	74 1/4
EGSH4	Ref	4 (H)	55	1/2	1,670	R290	8	115-60-1	5	486	59	31 5/8	74 1/4
EGSH6	Ref	6 (H)	71	3/4	4,445	R290	12	115-60-1	8	636	74 3/4	31 5/8	74 1/4

★ Height does not include 5" for casters.
† Based on evaporating temperature of 23°F (-5°C) & condensing temperature of 131°F (55°C).
a Exterior depth dimension does not include 1-1/2" for door handles.
Ref = Refrigerator | Dual = Ref & Frz Combo
(H) = Half Door | (R) = Refrigerator | (F) = Freezer

Specifications subject to change without notice.

Product dimensions are for general purposes and not absolute value. Product capacity (†) is calculated based on standard industry figures. Slight variations may exist. If dimensions and capacity are critical, please contact Everest Refrigeration.

Pass-Thru Refrigerators

TOP MOUNTED CONDENSING UNIT

ES SERIES



ESPT-1S-1S

ESPT-1G-1S

Cabinet Construction

- Pass-through design allows seamless access from both front and back entry points.
- Open spaced interior with no walls between compartments.
- Heavy duty stainless steel interior/exterior with rounded corners for a hazard-free workspace.
- Galvanized steel top and bottom.
- 2.5" thick high density polyurethane insulation.
- Four 5" swivel casters with locks on front set. Leg stabilizers standard.

Refrigeration System

- Top mounted, self-contained and fully detachable Blizzard R290 condensing unit uses environmentally friendly, EPA-compliant R290 refrigerant with zero (0) Ozone Depletion Potential (ODP) and three (3) Global Warming Potential (GWP). Blizzard R290 is easily replaceable and requires no on-site brazing.
- Electronically commutated (ECM) fan motors achieve rapid cooling with less energy consumption.
- Full-length air duct and airflow guard ensure optimal cold air circulation.
- Time-initiated and temperature-terminated auto defrost cycle for seamless operation.
- Large capacity, corrosion-resistant condenser and evaporator coils.
- Self-maintaining, energy-efficient condensate drain pan requires no external drains or electric heaters.
- High performance, auto-reverse condenser fan motor supports compressor ventilation and condenser coil cleaning.
- Pressure relief devices allow rapid cabinet re-entry.
- Pre-wired and ready to plug, 115V/60Hz/1Ph, NEMA 5-15P.

Lighting

- Energy efficient LED lighting provides bright, high color illumination with low heat output. Silicone and shatter-proof for models ESPT-1S-1S and ESPT-2S-2S. Shielded LED bar lighting with on/off switch for models ESPT-1G-1S and ESPT-2G-2S.

Doors

- Solid or glass front and rear doors. Solid doors have stainless steel exterior/interior and 2.5" thick, high-density polyurethane insulation. Glass doors have low emissivity double glass panes that reflect UV rays for efficient cooling.
- Frame heaters prevent exterior moisture build up.
- Self-closing with adjustable torsion system for a positive seal.
- Snap-in magnetic gasket for ease of cleaning.
- High strength, recessed handles for solid doors. High strength, die-cast door handles for glass doors.
- Pre-installed locks keep your items safe from theft.
- Field reversible.

Shelving

- Epoxy coated, steel wire shelves (see table for quantity).
- Height adjustable stainless steel clips.

Temperature Control

- Multi-function digital controller with easy to read LED display.
- Factory preset temperature, 35°F. Temp-set range from 33°F to 54°F.
- Audible overheat protection alarm for compressor and condenser coil.

Options

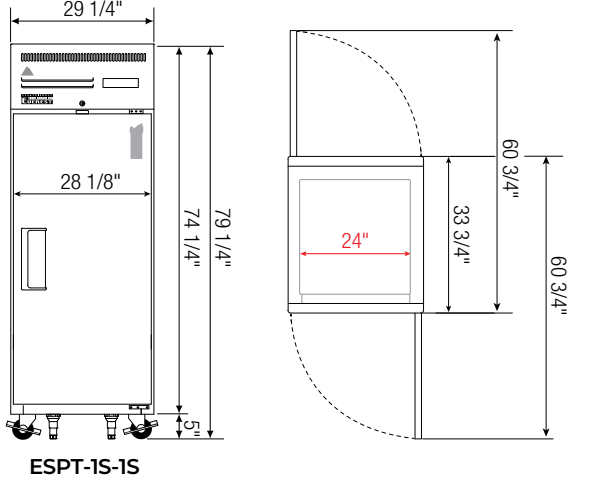
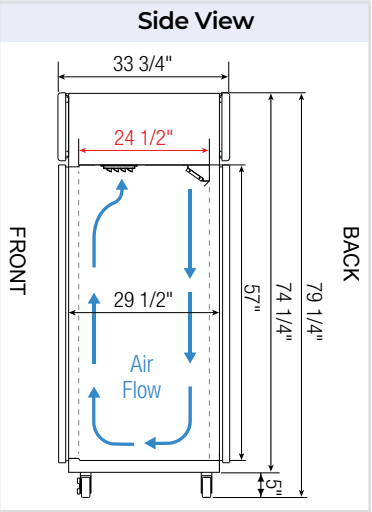
- Additional shelving.
- Baking sheet pan racks for models ESPT-1S-1S and ESPT-1G-1S.
- 3" swivel casters with locks.
- 3.5"-6" height-adjustable and interchangeable legs.
- Left hinged door.

↔ = Interior Dimensions ↔ = Exterior Dimensions

ABS Legs

Adjustable stainless steel clad ABS legs for all models provide extra stability when opening and closing doors and for weight support.

Equipped with 9 ft long NEMA 5-15P plug.



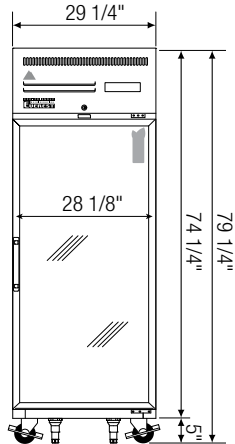
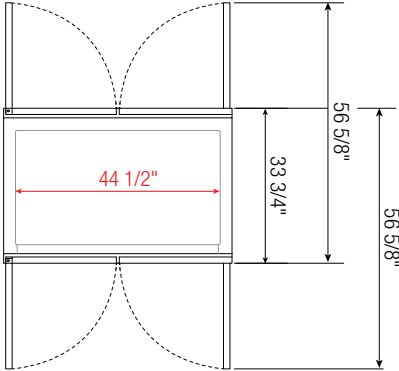
ESPT-1S-1S



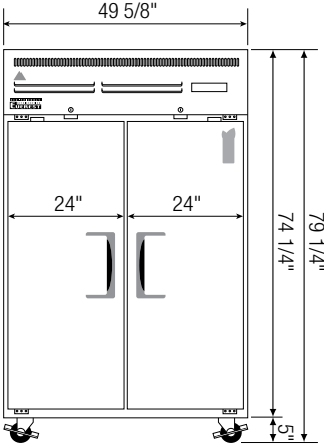
ESPT-2S-2S



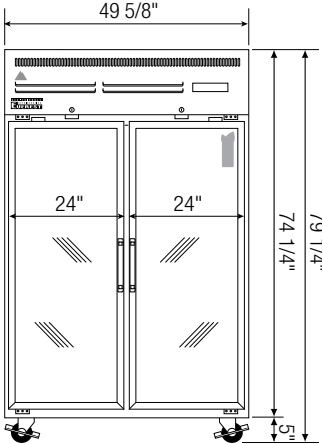
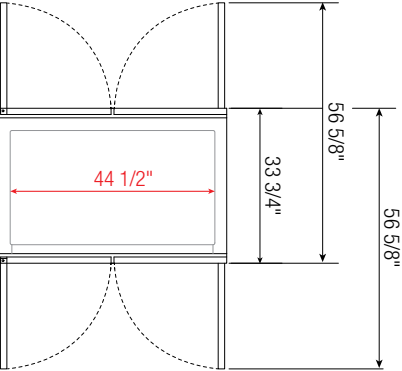
ESPT-2G-2S



ESPT-1G-1S



ESPT-2S-2S



ESPT-2G-2S

Model	Ref/ Frz/ Dual	# of Doors	Capacity (Cu. Ft.)	HP	BTU/HR [†]	Refrigerant	# of Shelves	Power (V-Hz-Ph)	Amps	Crated Weight (LBS)	Exterior Dimensions (Inches)		
											L	D	H*
ESPT-1S-1S	Ref	2	23	1/4+	1,926	R290	3	115-60-1	4	324	29 1/4	33 3/4	74 1/4
ESPT-1G-1S	Ref	2	23	1/4+	1,926	R290	4	115-60-1	4	364	29 1/4	33 3/4	74 1/4
ESPT-2S-2S	Ref	4	48	1/3+	2,311	R290	6	115-60-1	4.2	452	49 5/8	33 3/4	74 1/4
ESPT-2G-2S	Ref	4	48	1/3+	2,938	R290	8	115-60-1	4.2	516	49 5/8	33 3/4	74 1/4

* Height does not include 5" for casters.

† Based on evaporating temperature of 23°F (-5°C) & condensing temperature of 131°F (55°C).

Specifications subject to change without notice.

Product dimensions are for general purposes and not absolute value. Product capacity () is calculated based on standard industry figures. Slight variations may exist. If dimensions and capacity are critical, please contact Everest Refrigeration.

Ref = Refrigerator

Upright Reach-Ins

BOTTOM MOUNTED CONDENSING UNIT	EB Series
--------------------------------	-----------

REFRIGERATORS / FREEZERS / DUAL TEMPS

The Bottom Mounted Upright Reach-In series offers temperature combinations and door variations in a bottom breathing design. Its deep cabinet interior is perfect for full-size baking sheet pans. It comes in solid, glass, full door, half door and drawer variations.



Features



Blizzard R290
EPA/DOE approved, all-in-one, slide-out cooling cartridge.



Digital Control
Easy settings with audio and visual overheat alarm.



ECM Fan Motors
Electronically commutated motors require less energy.



All Stainless Steel
High quality finish with 2.5" thick thermal insulation.



Door Lock
Pre-installed, tamper-resistant, heavy-duty tumbler.



Vacuum Relief Valve
Equalizes cabinet pressure for smooth door re-entry.



Ridge-Lined Gaskets
Heavy duty door gaskets snap out/in for easy cleaning.



Sheet Pan Racks
Optional sheet pan rack assembly fits full-size pans.



Energy Efficient LED
Silicone coated or shielded. High lumen rating, low heat.



Other Features
Self-closing doors, 3" or 5" swivel casters.

BOTTOM MOUNTED CONDENSING UNIT **EB SERIES**



EBR1

EBWR1

EBWRH2



EBNR2 EBSR2

**EBR2**

EBR3

- Heavy duty stainless steel interior/exterior with rounded corners for a hazard-free workspace.
- Open spaced interior with no walls between compartments.
- Galvanized steel top, bottom and rear.
- 2.5" thick high density polyurethane insulation.
- Deeper cabinet interior for more storage options.
- Four 5" swivel casters with locks on front set (six for model EBR3). Leg stabilizers standard for all models.

- Bottom mounted, self-contained and fully detachable Blizzard R290 condensing unit uses environmentally friendly, EPA-compliant R290 refrigerant with zero (0) Ozone Depletion Potential (ODP) and three (3) Global Warming Potential (GWP). Blizzard R290 is easily replaceable and requires no on-site brazing.
- Electronically commutated (ECM) fan motors achieve rapid cooling with less energy consumption.
- Full-length air duct and airflow guard ensure optimal cold air circulation.
- Air circulation guard keeps floor vents from obstruction.
- Time-initiated and temperature-terminated auto defrost cycle for seamless operation.
- Large capacity, corrosion-resistant condenser and evaporator coils.
- Self-maintaining, energy-efficient condensate drain pan requires no external drains or electric heaters.
- High performance, auto-reverse condenser fan motor supports compressor ventilation and condenser coil cleaning.
- Pressure relief devices allow rapid cabinet re-entry.
- Pre-wired and ready to plug, 115V/60Hz/1Ph, NEMA 5-15P.

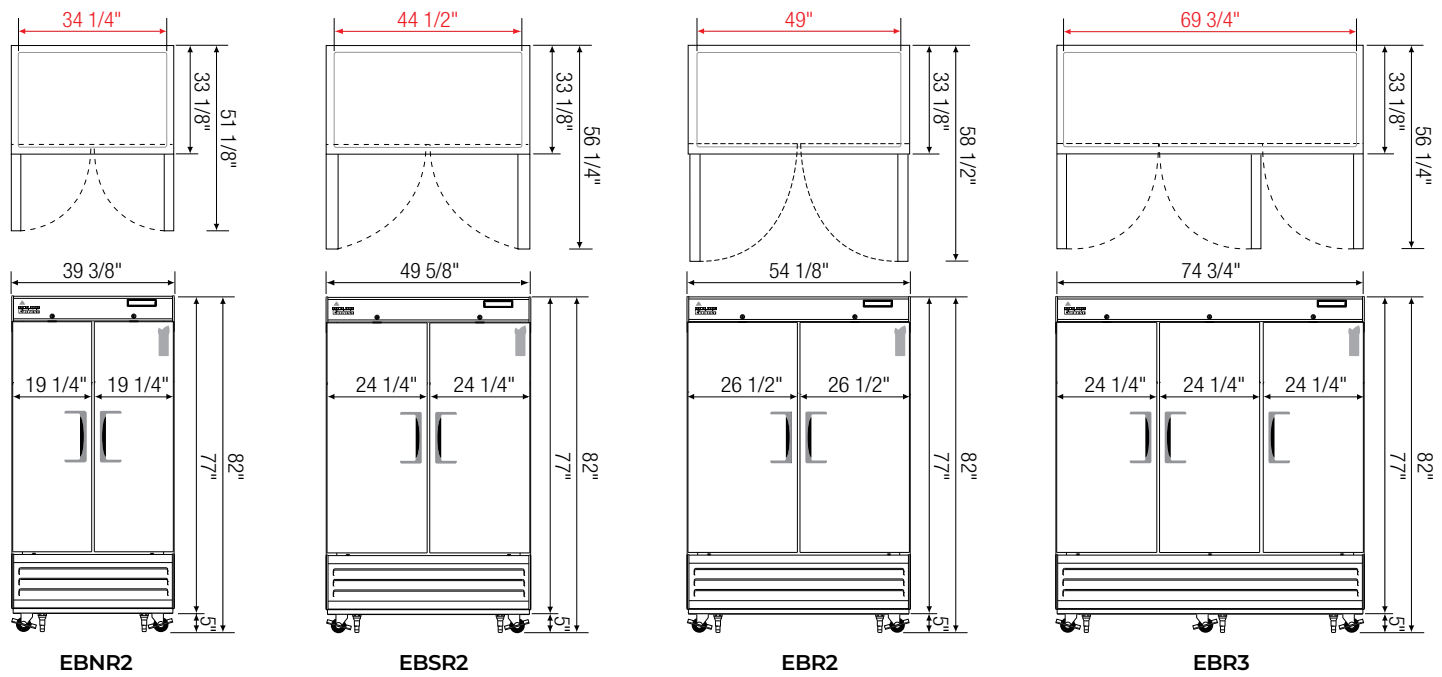
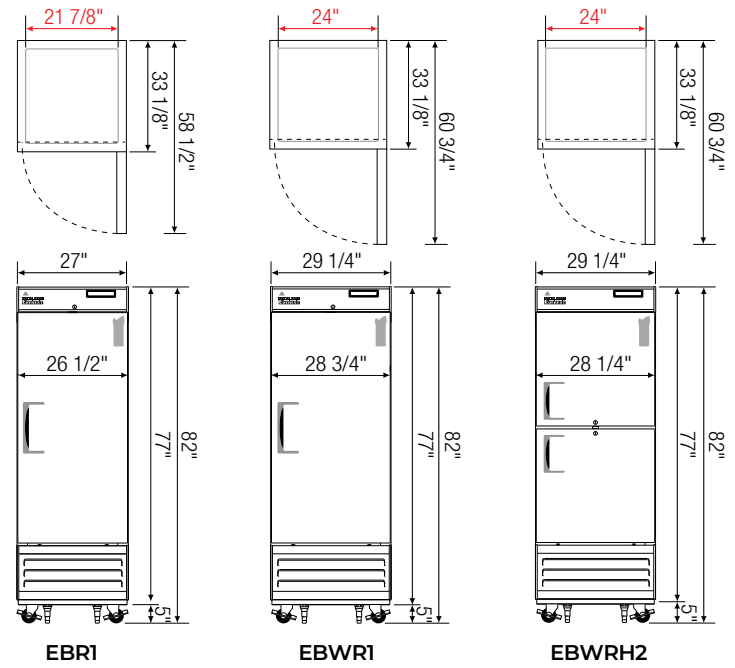
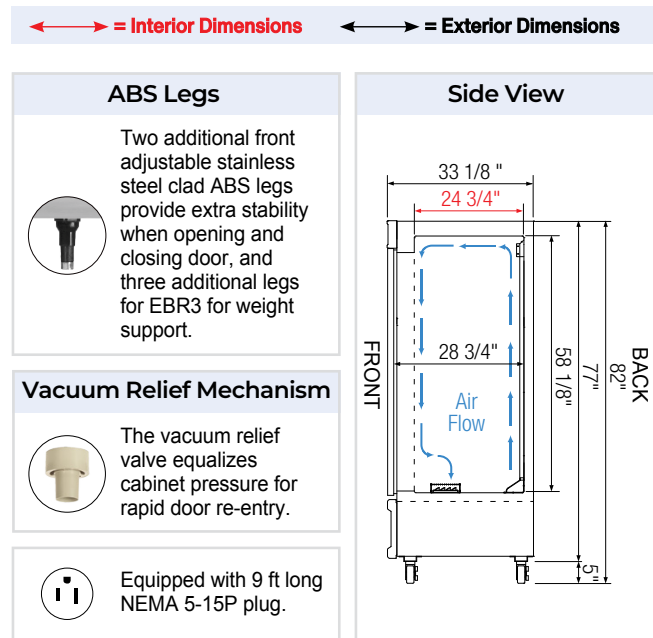
- Energy efficient silicone coated and shatter-proof LED lighting provides bright, high color illumination with low heat output.

- Heavy duty stainless steel interior/exterior.
- 2.5" thick high density polyurethane insulation.
- Frame heaters prevent exterior moisture build up.
- Self-closing with adjustable torsion system for a positive seal.
- Snap-in magnetic gasket for ease of cleaning.
- High strength, recessed handles.
- Pre-installed locks keep your items safe from theft.
- Field reversible.

- Three epoxy coated, steel wire shelves per section.
- Height adjustable stainless steel clips.

- Multi-function digital controller with easy to read LED display.
- Factory preset temperature, 35°F. Temp-set range from 33°F to 54°F.
- Audible overheat protection alarm for compressor and condenser coil.

- Additional shelving.
- Baking sheet pan racks.
- 3" swivel casters with locks.
- 3.5"-6" height-adjustable and interchangeable legs.
- Left hinged door.



Model	Ref/ Frz/ Dual	# of Doors	Capacity† (Cu. Ft.)	HP	BTU/HR [†]	Refrigerant	# of Shelves	Power (V-Hz-Ph)	Amps	Crated Weight (LBS)	Exterior Dimensions (Inches)		
											L	D	H*
EBR1	Ref	1	21	1/4+	1,852	R290	3	115-60-1	3.7	336	27	33 1/8	77
EBWR1	Ref	1	23	1/4+	1,852	R290	3	115-60-1	3.7	341	29 1/4	33 1/8	77
EBWRH2	Ref	2 (H)	23	1/4+	1,852	R290	3	115-60-1	3.7	348	29 1/4	33 1/8	77
EBNR2	Ref	2	33	1/3	2,311	R290	6	115-60-1	3	418	39 3/8	33 1/8	77
EBSR2	Ref	2	48	1/3	2,311	R290	6	115-60-1	3	471	49 5/8	33 1/8	77
EBR2	Ref	2	50	1/3	2,311	R290	6	115-60-1	3	520	54 1/8	33 1/8	77
EBR3	Ref	3	71	3/4	4,445	R290	9	115-60-1	7.5	680	74 3/4	33 1/8	77

Ref = Refrigerator | (H) = Half Door

Specifications subject to change without notice.

www.EVERESTref.com 30

Bottom Mount Reach-In Freezers

BOTTOM MOUNTED CONDENSING UNIT EB SERIES



EBF1 EBWF1 EBWFH2



EBNF2 EBSF2



EBF2



EBF3

Cabinet Construction

- Heavy duty stainless steel interior/exterior with rounded corners for a hazard-free workspace.
- Open spaced interior with no walls between compartments.
- Galvanized steel top, bottom and rear.
- 2.5" thick high density polyurethane insulation.
- Deeper cabinet interior for more storage options.
- Four 5" swivel casters with locks on front set (six casters for model EBF3). Leg stabilizers standard for all models.

Refrigeration System

- Bottom mounted, self-contained and fully retractable Blizzard R290 condensing unit uses environmentally friendly, EPA-compliant R290 refrigerant with zero (0) Ozone Depletion Potential (ODP) and three (3) Global Warming Potential (GWP). Blizzard R290 is easily replaceable and requires no on-site brazing.
- Electronically commutated (ECM) fan motors achieve rapid cooling with less energy consumption.
- Full-length air duct and airflow guard ensure optimal cold air circulation.
- Air circulation guard keeps floor vents from obstruction.
- Time-initiated and temperature-terminated auto defrost heater.
- Large capacity, corrosion-resistant condenser and evaporator coils.
- Self-maintaining, energy-efficient condensate drain pan requires no external drains or electric heaters.
- High performance, auto-reverse condenser fan motor supports compressor ventilation and condenser coil cleaning.
- Pressure relief devices allow rapid cabinet re-entry.
- Pre-wired and ready to plug, 115V/60Hz/1Ph, (NEMA 5-15P for models EBF1, EBWF1, EBWFH2, EBNF2, EBSF2 and EBF2), (NEMA 5-20P for model EBF3).

Lighting

- Energy efficient silicone coated and shatter-proof LED lighting provides bright, high color illumination with low heat output.

Doors

- Heavy duty stainless steel interior/exterior.
- 2.5" thick high density polyurethane insulation.
- Frame heaters prevent exterior moisture build up.
- Self-closing with adjustable torsion system for a positive seal.
- Snap-in magnetic gasket for ease of cleaning.
- High strength, recessed handles.
- Pre-installed locks keep your items safe from theft.
- Field reversible.

Shelving

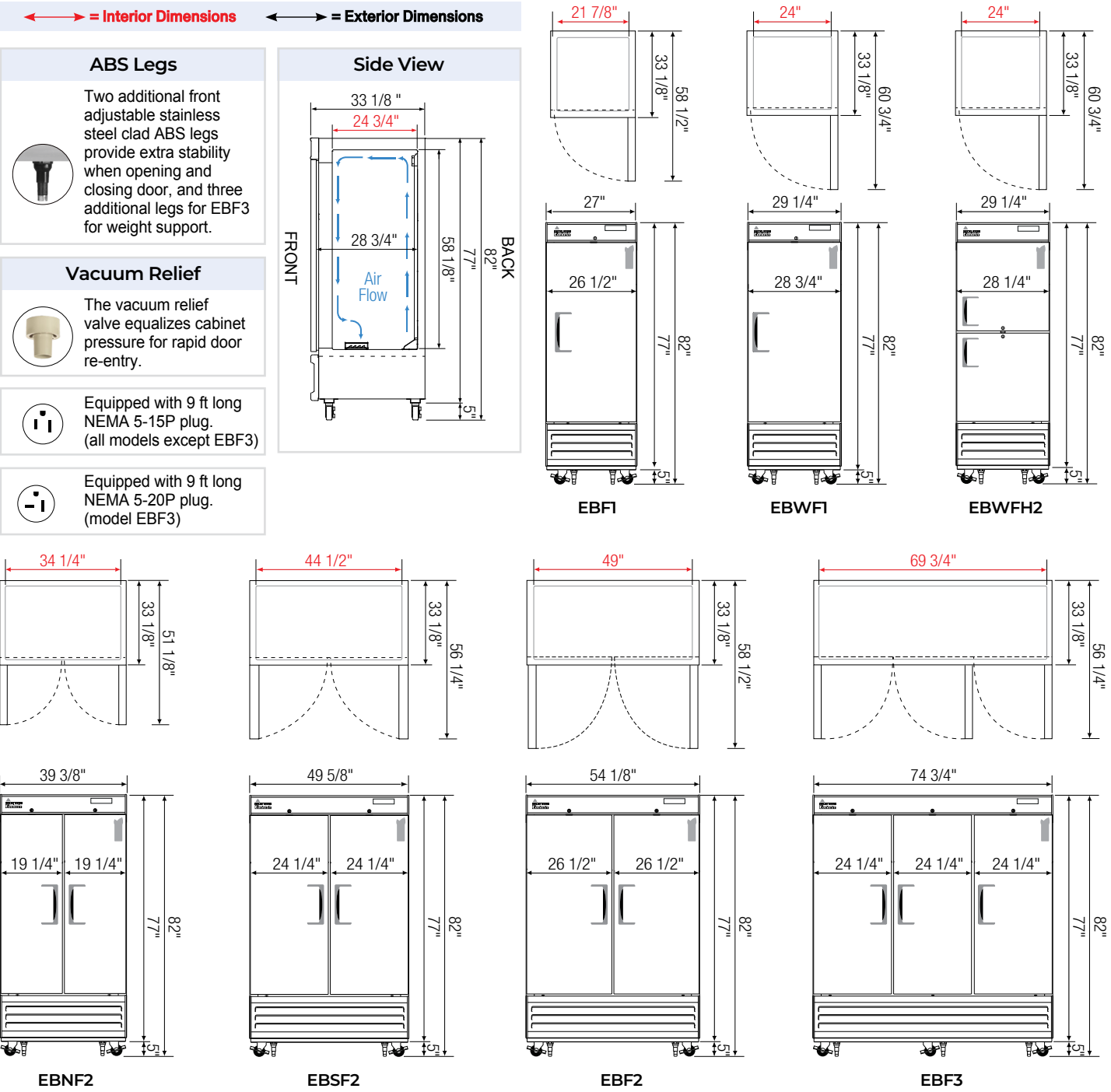
- Three epoxy coated, steel wire shelves per section.
- Height adjustable stainless steel clips.


Temperature Control

- Multi-function digital controller with easy to read LED display.
- Factory preset temperature, -4°F. Temp-set range from -10°F to 54°F.
- Audible overheat protection alarm for compressor and condenser coil.

Options

- Additional shelving.
- Baking sheet pan racks.
- 3" swivel casters with locks.
- 3.5"-6" height-adjustable and interchangeable legs.
- Left hinged door.




Model	Ref/ Frz/ Dual	# of Doors	Capacity  (Cu. Ft.)	HP	BTU/HR [†]	Refrigerant	# of Shelves	Power (V-Hz-Ph)	Amps	Crated Weight (LBS)	Exterior Dimensions (Inches)		
											L	D	H*
EBF1	Frz	1	21	1/2	1,670	R290	3	115-60-1	5	339	27	33 1/8	77
EBWF1	Frz	1	23	1/2	1,670	R290	3	115-60-1	5	348	29 1/4	33 1/8	77
EBWFH2	Frz	2 (H)	23	1/2	1,670	R290	3	115-60-1	5	352	29 1/4	33 1/8	77
EBNF2	Frz	2	33	1	6,197	R290	6	115-60-1	7.5	451	39 3/8	33 1/8	77
EBSF2	Frz	2	48	1	6,197	R290	6	115-60-1	7.5	479	49 5/8	33 1/8	77
EBF2	Frz	2	50	1	6,197	R290	6	115-60-1	7.5	590	54 1/8	33 1/8	77
EBF3	Frz	3	71	3/4 x 2	1,670 x 2	R290	9	115-60-1	12	680	74 3/4	33 1/8	77

* Height does not include 5" for casters.
[†] Based on evaporating temperature of 23°F (-5°C) & condensing temperature of 131°F (55°C).

Frz = Freezer | (H) = Half Door

Specifications subject to change without notice.

Product dimensions are for general purposes and not absolute value. Product capacity () is calculated based on standard industry figures. Slight variations may exist. If dimensions and capacity are critical, please contact Everest Refrigeration.

Bottom Mount Upright Reach-In Dual Temps

BOTTOM MOUNTED CONDENSING UNIT EB SERIES



EBWRFH2
DUAL TEMP



EBSRF2
DUAL TEMP



EBRF2
DUAL TEMP



EBRF3
DUAL TEMP

Cabinet Construction

- Heavy duty stainless steel interior/exterior with rounded corners for a hazard-free workspace.
- Insulated interior wall between refrigerator and freezer compartments.
- Galvanized steel top, bottom and rear.
- 2.5" thick high density polyurethane insulation.
- Deeper cabinet interior for more storage options.
- Four 5" swivel casters with locks on front set (six for model EBRF3). Leg stabilizers standard for all models.

Refrigeration System

- Bottom mounted, self-contained and fully retractable Blizzard R290 condensing unit uses environmentally friendly, EPA-compliant R290 refrigerant with zero (0) Ozone Depletion Potential (ODP) and three (3) Global Warming Potential (GWP). Blizzard R290 is easily replaceable and requires no on-site brazing (does not apply to model EBWRFH2).
- Electronically commutated (ECM) fan motors achieve rapid cooling with less energy consumption.
- Full-length air duct and airflow guard ensure optimal cold air circulation.
- Air circulation guard keeps floor vents from obstruction (except EBWRFH2).
- Time-initiated and temperature-terminated auto defrost heater for freezers. Air defrost for refrigerators.
- Large capacity, corrosion-resistant condenser and evaporator coils.
- Self-maintaining, energy-efficient condensate drain pan requires no external drains or electric heaters.
- High performance, auto-reverse condenser fan motor supports compressor ventilation and condenser coil cleaning.
- Pressure relief devices allow rapid cabinet re-entry.
- Pre-wired and ready to plug, 115V/60Hz/1Ph, NEMA 5-15P.

Lighting

- Energy efficient silicone coated and shatter-proof LED lighting provides bright, high color illumination with low heat output.

Doors

- Heavy duty stainless steel interior/exterior.
- 2.5" thick high density polyurethane insulation.
- Frame heaters prevent exterior moisture build up.
- Self-closing with adjustable torsion system for a positive seal.
- Snap-in magnetic gasket for ease of cleaning.
- High strength, recessed handles.
- Pre-installed locks keep your items safe from theft.
- Field reversible.

Shelving

- Epoxy coated, steel wire shelves (see table for quantity).
- Height adjustable stainless steel clips.

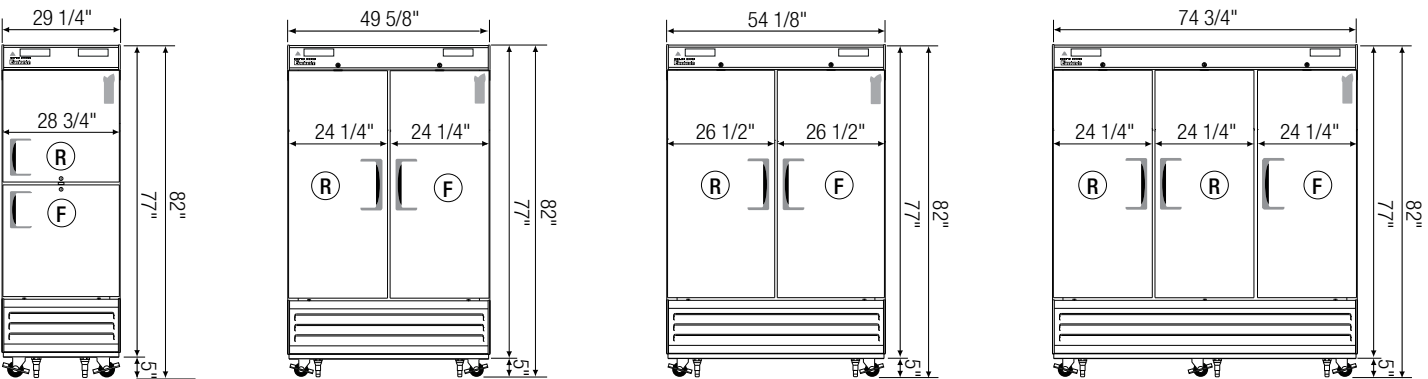
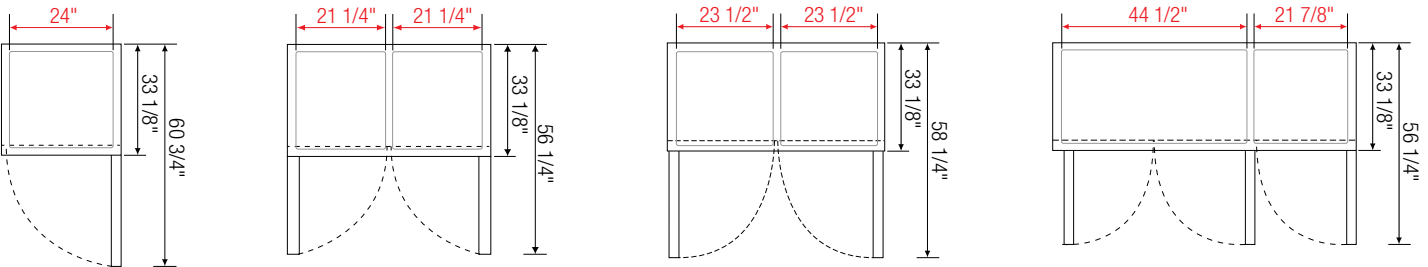
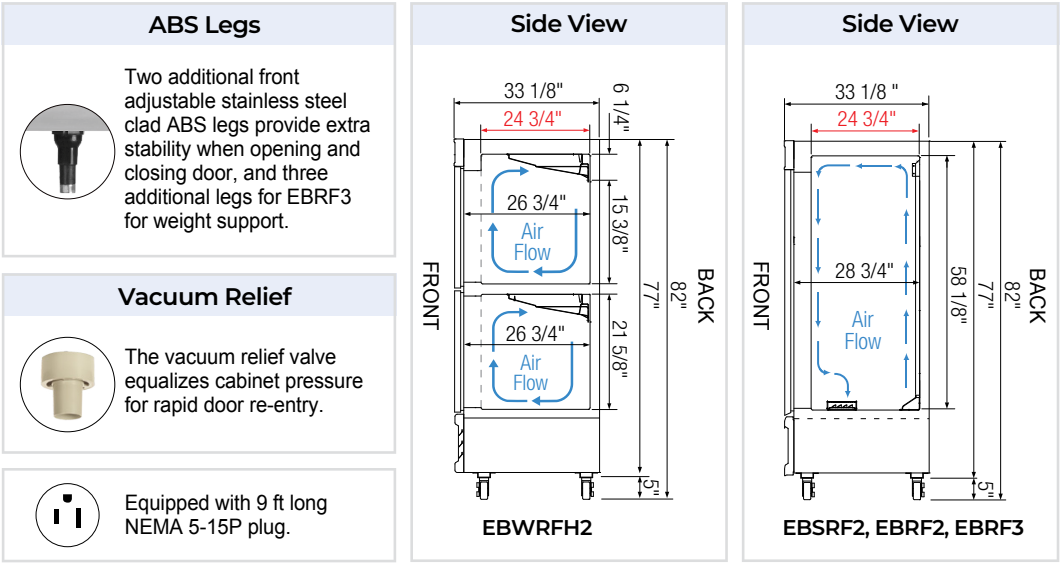
Temperature Control

- Multi-function digital controller with easy to read LED display.
- Factory preset temperature, 35°F for refrigerators and -4°F for freezers. Temp-set range from 33°F to 54°F for refrigerators and -10°F to 54°F for freezers.
- Audible overheat protection alarm for compressor and condenser coil.

Options

- Additional shelving.
- Baking sheet pan racks.
- 3" swivel casters with locks (does not apply to model EBWRFH2).
- 3.5"-6" height-adjustable and interchangeable legs.
- Left hinged door.

↔ = Interior Dimensions ↔ = Exterior Dimensions



Model	Ref/ Frz/ Dual	# of Doors	Capacity (Cu. Ft.)	HP	BTU/HR [†]	Refrigerant	# of Shelves	Power (V-Hz-Ph)	Amps	Crated Weight (LBS)	Exterior Dimensions (Inches)		
											L	D	H*
EBWRFH2	Dual	2 (H)	11 (R) 11 (F)	1/2	1,670	R290	2	115-60-1	5	341	29 1/4	33 1/8	77
EBSRF2	Dual	2	22 (R) 22 (F)	1/4+ (R) 1/2 (F)	1,672 (R) 1,670 (F)	R290	6	115-60-1	5	546	49 5/8	33 1/8	77
EBRF2	Dual	2	22 (R) 22 (F)	1/4+ (R) 1/2 (F)	1,672 (R) 1,670 (F)	R290	6	115-60-1	8	613	54 1/8	33 1/8	77
EBRF3	Dual	3	46 (R) 22 (F)	1/3 (R) 1/3 (F)	2,612 (R) 1,670 (F)	R290	9	115-60-1	8	698	74 3/4	33 1/8	77

* Height does not include 5" for casters.
† Based on evaporating temperature of 23°F (-5°C) & condensing temperature of 131°F (55°C).

Ref = Refrigerator | Dual = Ref & Frz Combo
(H) = Half Door | (F) = Freezer

Specifications subject to change without notice.

Product dimensions are for general purposes and not absolute value. Product capacity (P) is calculated based on standard industry figures. Slight variations may exist. If dimensions and capacity are critical, please contact Everest Refrigeration.

Bottom Mount Upright Reach-In Glass Door Refrigerators

BOTTOM MOUNTED CONDENSING UNIT EB SERIES



EBGR1



EBGNR2



EBGR2

Cabinet Construction

- Heavy duty stainless steel interior/exterior with rounded corners for a hazard-free workspace.
- Open spaced interior with no walls between compartments.
- Galvanized steel top, bottom and rear.
- 2.5" thick high density polyurethane insulation.
- Four 5" swivel casters with locks on front set. Leg stabilizers included.

Refrigeration System

- Bottom mounted, self-contained, fully detachable Blizzard R290 condensing unit uses environmentally friendly, EPA-compliant R290 refrigerant with zero (0) Ozone Depletion Potential (ODP) and three (3) Global Warming Potential (GWP). Blizzard R290 is easily replaceable and requires no on-site brazing.
- Electronically commutated (ECM) fan motors achieve rapid cooling with less energy consumption.
- Full-length air duct and airflow guard ensure optimal cold air circulation.
- Air circulation guard keeps floor vents from obstruction.
- Time-initiated and temperature-terminated auto defrost cycle for seamless operation.
- Large capacity, corrosion-resistant condenser and evaporator coils.
- Self-maintaining, energy-efficient condensate drain pan requires no external drains or electric heaters.
- High performance, auto-reverse condenser fan motor supports compressor ventilation and condenser coil cleaning.
- Pressure relief devices allow rapid cabinet re-entry.
- Pre-wired and ready to plug, 115V/60Hz/1Ph, NEMA 5-15P.

Lighting

- Shielded LED bar lighting with on/off switch provides bright, high color illumination at lower heat output.

Doors

- Low emissivity double glass panes reflect UV rays for efficient cooling.
- Matte finish aluminum frames.
- Frame heaters prevent exterior moisture build up.
- Self-closing with adjustable torsion system for a positive seal.
- Snap-in magnetic gasket for ease of cleaning.
- High strength, die-cast handles.
- Pre-installed locks keep your items safe from theft.
- Field reversible.

Shelving

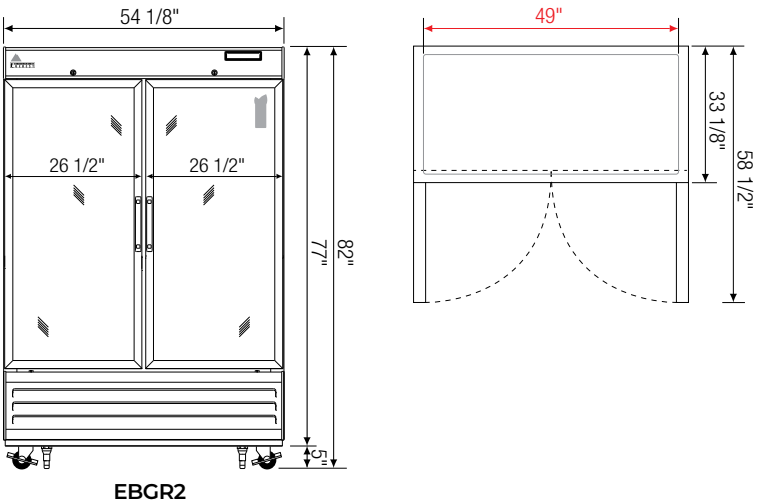
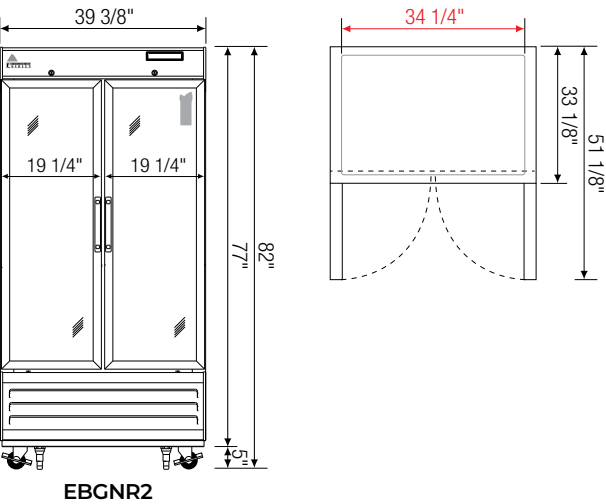
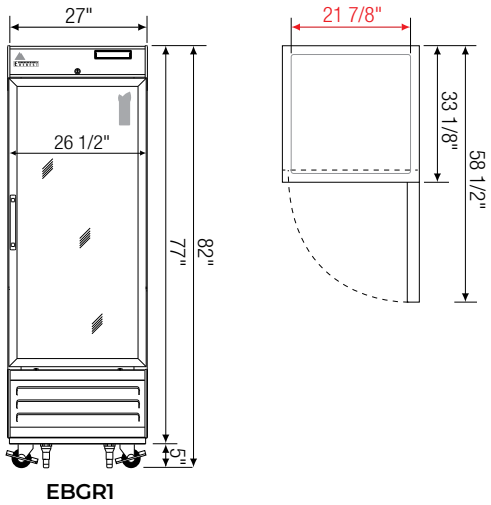
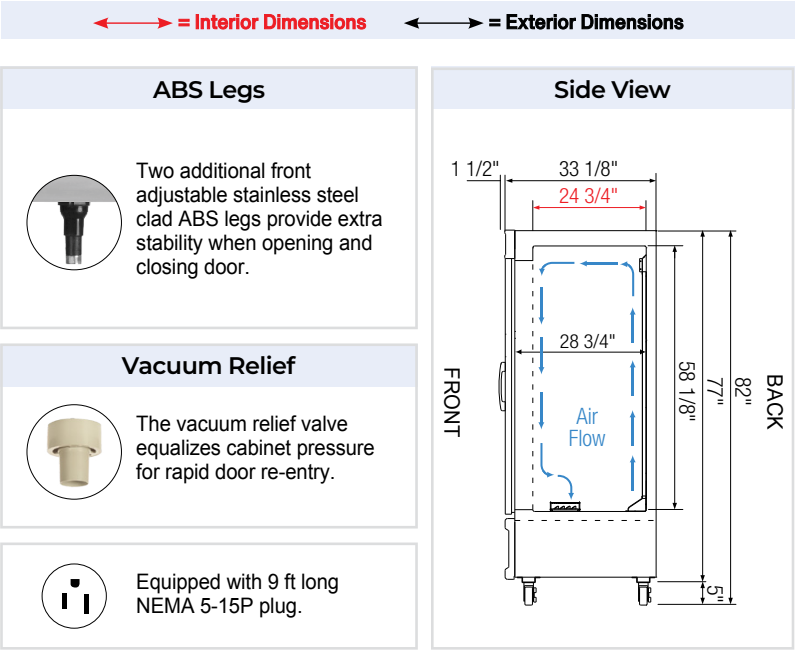
- Four epoxy coated, steel wire shelves per section.
- Height adjustable stainless steel clips.

Temperature Control

- Multi-function digital controller with easy to read LED display.
- Factory preset temperature, 35°F. Temp-set range from 33°F to 54°F.
- Audible overheat protection alarm for compressor and condenser coil.

Options

- Additional shelving.
- Baking sheet pan racks.
- 3" swivel casters with locks.
- 3.5"-6" height-adjustable and interchangeable legs.
- Left hinged door.



Model	Ref/ Frz/ Dual	# of Doors	Capacity (Cu. Ft.)	HP	BTU/HR [†]	Refrigerant	# of Shelves	Power (V-Hz-Ph)	Amps	Crated Weight (LBS)	Exterior Dimensions (Inches)		
											L	D ^a	H [*]
EBGR1	Ref	1	21	1/3	2,311	R290	4	115-60-1	2.5	370	27	33 1/8	77
EBGNR2	Ref	2	33	1/3	2,311	R290	8	115-60-1	2.5	491	39 3/8	33 1/8	77
EBGR2	Ref	2	50	1/2	4,445	R290	8	115-60-1	6.5	596	54 1/8	33 1/8	77

^{*} Height does not include 5" for casters. Ref = Refrigerator

[†] Based on evaporating temperature of 23°F (-5°C) & condensing temperature of 131°F (55°C).

^a Exterior depth dimension does not include 1-1/2" for door handles.

Specifications subject to change without notice.

Product dimensions are for general purposes and not absolute value. Product capacity (P) is calculated based on standard industry figures. Slight variations may exist. If dimensions and capacity are critical, please contact Everest Refrigeration.

Dry Ager & Thawing Refrigerators

BOTTOM MOUNTED CONDENSING UNIT	ED Series
--------------------------------	-----------

DRY AGER / THAWER / REFRIGERATOR

The Dry Ager & Thawing Refrigerator series marries tradition with technology to create masterfully dry-aged meat in a fraction of the time, energy and cost it takes with other brands. It is guaranteed to improve the taste of regular meat in just 7 days and, most of all, is lab certified safe.



Features

- **Temperature Regulation**
Perfect temperature matures meat without spoilage.
- **Cross Air Circulation**
Correct temperature-humidity ratio speeds up dry aging.
- **Anion-Ceramic Coating**
Aids in meat maturation. Keeps interior sterile & odor-free.
- **Fast Dry Aging**
Matures meat in only 7 days vs. 20-30 days with other brands.
- **Lab Certified Safe**
Tested and certified safe by Certified Laboratories Inc. USA.
- **Blizzard R290**
EPA/DOE approved, all-in-one, slide-out cooling cartridge.
- **Digital Controls**
Easy settings with audio and visual overheat alarm.
- **ECM Fan Motors**
Electronically commutated motors require less energy.
- **Stainless Steel Exterior**
High quality finish with 2.5" thick thermal insulation.
- **Energy Efficient LED**
Silicone coated or shielded. High lumen rating, low heat.
- **Other Features**
Self-closing door, removable gaskets, 3" or 5" swivel casters, standard shelves & sheet pans, optional meat hooks.

Dry Ager and Thawing Refrigerators

BOTTOM MOUNTED CONDENSING UNIT ED SERIES



Dry Ager & Thawing Refrigerator



EDA1-S



EDA1



EDA2

Cabinet Construction

- Heavy duty stainless steel exterior with rounded corners for a hazard-free workspace.
- Insulated interior wall between compartments (applies to model EDA2).
- PFOA free, ceramic coated aluminum interior walls diffuse infrared rays which enhance the meat maturation process.
- High quality stainless steel floor.
- Galvanized steel top, bottom and rear.
- 2.5" thick high density polyurethane insulation.
- Four 5" swivel casters with locks on front set. Leg stabilizers included.

Refrigeration System

- Bottom mounted, self-contained and fully detachable Blizzard R290 condensing unit uses environmentally friendly, EPA-compliant R290 refrigerant with zero (0) Ozone Depletion Potential (ODP) and three (3) Global Warming Potential (GWP). Blizzard R290 is easily replaceable and requires no on-site brazing.
- Dual air paths with multiple electronically commutated (ECM) fan motors optimize circulation and accelerate the meat maturation process. Two fan motors for model EDA1 and EDA1-S. Four fan motors for model EDA2.
- Full-length air duct and airflow guard ensure optimal cold air circulation.
- Air circulation guard keeps floor vents from obstruction.
- Time-initiated and temperature-terminated auto defrost cycle for seamless operation.
- Large capacity, corrosion-resistant condenser and evaporator coils.
- Self-maintaining, energy-efficient condensate drain pan requires no external drains or electric heaters.
- High performance, auto-reverse condenser fan motor supports compressor ventilation and condenser coil cleaning.
- Pressure relief devices allow rapid cabinet re-entry.
- Pre-wired and ready to plug, 115V/60Hz/1Ph, NEMA 5-15P.

Lighting

- Shielded LED bar lighting with on/off switch provides bright, high color illumination at lower heat output.

Doors

- Low emissivity double glass panes.
- Self-closing with adjustable torsion system for a positive seal.
- Snap-in magnetic gasket for ease of cleaning.
- High strength, die-cast handles.
- Pre-installed locks keep your items safe from theft.
- Field reversible.

Shelving

- Four stainless steel per section (three for EDA1-S).
- Height adjustable stainless steel clips.
- One stainless steel drip pan per section.

Temperature Control

- Multi-function digital controller with easy to read LED display.
- Factory preset temperature, 35°F. Temp-set range from 33°F to 54°F.
- Audible overheat protection alarm for compressor and condenser coil.

Options

- Stainless steel hangers and hooks.
- Additional shelving.
- 3" swivel casters with locks.
- 18" x 26" sheet pans
- 3.5"-6" height-adjustable and interchangeable legs.

↔ = Interior Dimensions ↔ = Exterior Dimensions

ABS Legs

Two additional front adjustable stainless steel clad ABS legs provide extra stability when opening and closing door.

Vacuum Relief

The vacuum relief valve equalizes cabinet pressure for rapid door re-entry.

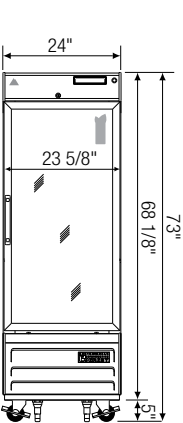
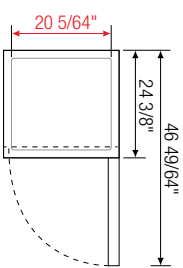
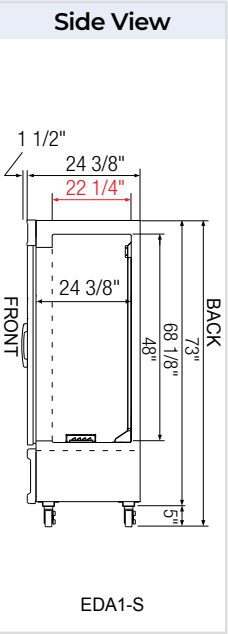
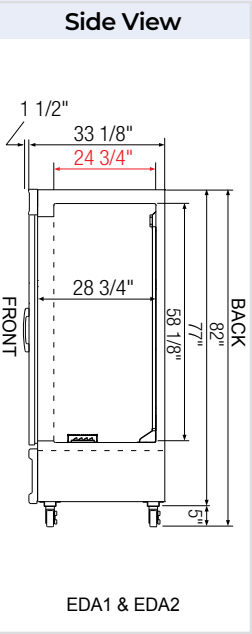
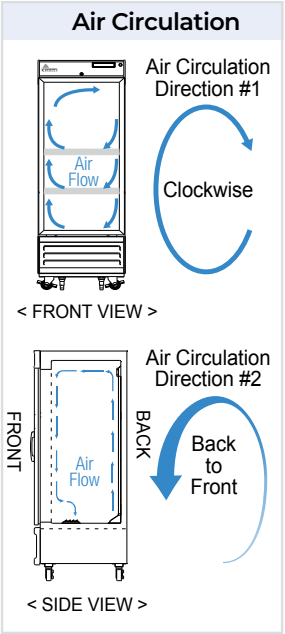
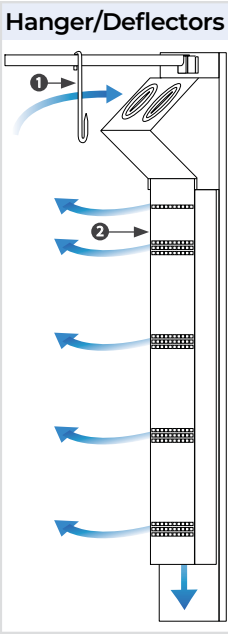
Equipped with 9 ft long NEMA 5-15P plug.

1 Hanger & Hooks (Optional)

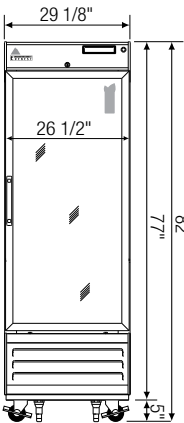
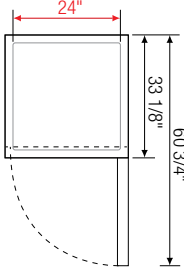
High quality, food-grade stainless steel ideal for hanging meat on the bone.

2 Air Deflectors

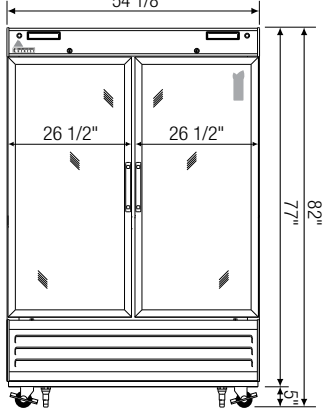
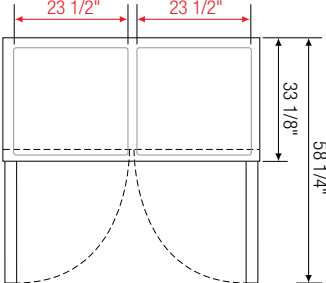
Stainless steel panels aid air circulation and enhance the dry-aging process.



EDA1-S



EDA1



EDA2

Model	Ref/ Frz/ Dual	# of Doors	Capacity (Cu. Ft.)	HP	BTU/HR [†]	Refrigerant	# of Shelves	Power (V-Hz-Ph)	Amps	Crated Weight (LBS)	Exterior Dimensions (Inches)		
											L	D ^a	H [*]
EDA1-S	Ref	1	10	1/4+	TBA	R290	3	115-60-1	2.6	260	24	24 3/8	68 1/8
EDA1	Ref	1	22	1/3	2,311	R290	4	115-60-1	2.5	390	29 1/4	33 1/8	77
EDA2	Ref	2	48	1/3 x 2	2,311 x 2	R290	8	115-60-1	5	609	54 1/8	33 1/8	77

* Height does not include 5" for casters.
† Based on evaporating temperature of 23°F (-5°C) & condensing temperature of 131°F (55°C).
a Exterior depth dimension does not include 1-1/2" for door handles.
Ref = Refrigerator

Specifications subject to change without notice.
Product dimensions are for general purposes and not absolute value. Product capacity () is calculated based on standard industry figures. Slight variations may exist. If dimensions and capacity are critical, please contact Everest Refrigeration.

Glass Door Merchandisers

BOTTOM MOUNTED CONDENSING UNIT


EM Series


REFRIGERATORS / FREEZERS


The Glass Merchandiser series boosts impulse sales in the most efficient way thanks to double-pane, UV-reflective, low-emissivity glass sliding or swing doors and vivid, low-heat LED lighting.





Features


- 


Double Pane Glass Door
Low emissivity & UV-reflective for efficient cooling.
- 


Energy Efficient LED
Shielded LED bar. High lumen, low heat.
- 


Manual Door Lock
Standard and pre-installed for all sliding door models.
- 

Health Timer Lock
Optional and pre-installed for most swing door models.
- 

Detachable Drain Plug
Interior drain plug removes for easy cleaning.
- 

Blizzard R290
EPA/DOE approved, all-in-one, slide-out cooling cartridge.
- 

Digital Control
Easy settings with audio and visual overheat alarm.
- 

ECM Fan Motors
Electronically commutated motors require less energy.
- 

Other Features
2.5" thick insulation, self-closing door, optional casters.

Glass Door Merchandiser Refrigerators

SINGLE SWING DOOR

EM SERIES



EMGR5 | EMGR5B

EMGR8 | EMGR8B




EMGR10 | EMGR10B



EMGR20 | EMGR20B



EMGR24 | EMGR24B



EMGR24U

Cabinet Construction

- White or black coated steel exterior. White coated interior.
- Stainless steel floor interior has rounded corners and detachable drain plug for ease of cleaning.
- 2.5" thick high density polyurethane insulation.
- Four height adjustable screw legs.

Refrigeration System

- Bottom mounted, self-contained and fully detachable Blizzard R290 condensing unit uses environmentally friendly, EPA-compliant R290 refrigerant with zero (0) Ozone Depletion Potential (ODP) and three (3) Global Warming Potential (GWP). Blizzard R290 is easily replaceable and requires no on-site brazing.
- Electronically commutated (ECM) fan motors achieve rapid cooling with less energy consumption.
- Full-length air duct ensures optimal cold air distribution (except EMGR5(B).
- Air circulation guard keeps floor vents from obstruction (except EMGR5(B).
- Time-initiated and temperature-terminated auto defrost cycle for seamless operation.
- Large capacity, corrosion-resistant condenser and evaporator coils.
- Self-maintaining, energy-efficient condensate drain pan requires no external drains or electric heaters.
- High performance, auto-reverse condenser fan motor supports compressor ventilation and condenser coil cleaning.
- Pre-wired and ready to plug, 115V/60Hz/1Ph, NEMA 5-15P.

Lighting

- Shielded LED bar lighting with on/off switch provides bright, high color illumination at lower heat output.

Doors

- Low emissivity double glass panes reflect UV rays for efficient cooling.
- Black PVC frames. Aluminum frames for model EMGR24U.
- Self-closing with adjustable torsion system for a positive seal.
- Snap-in magnetic gasket for ease of cleaning.
- High strength, die-cast handles.
- Field reversible (applied to models EMGR5(B)*, EMGR8(B), EMGR10(B) and EMGR24(B). *EMGR5(B) manufactured before 2024 are not field reversible.

Shelving

- Epoxy coated, steel wire shelves with airflow guard (see table for quantity).
- Height adjustable stainless steel clips.

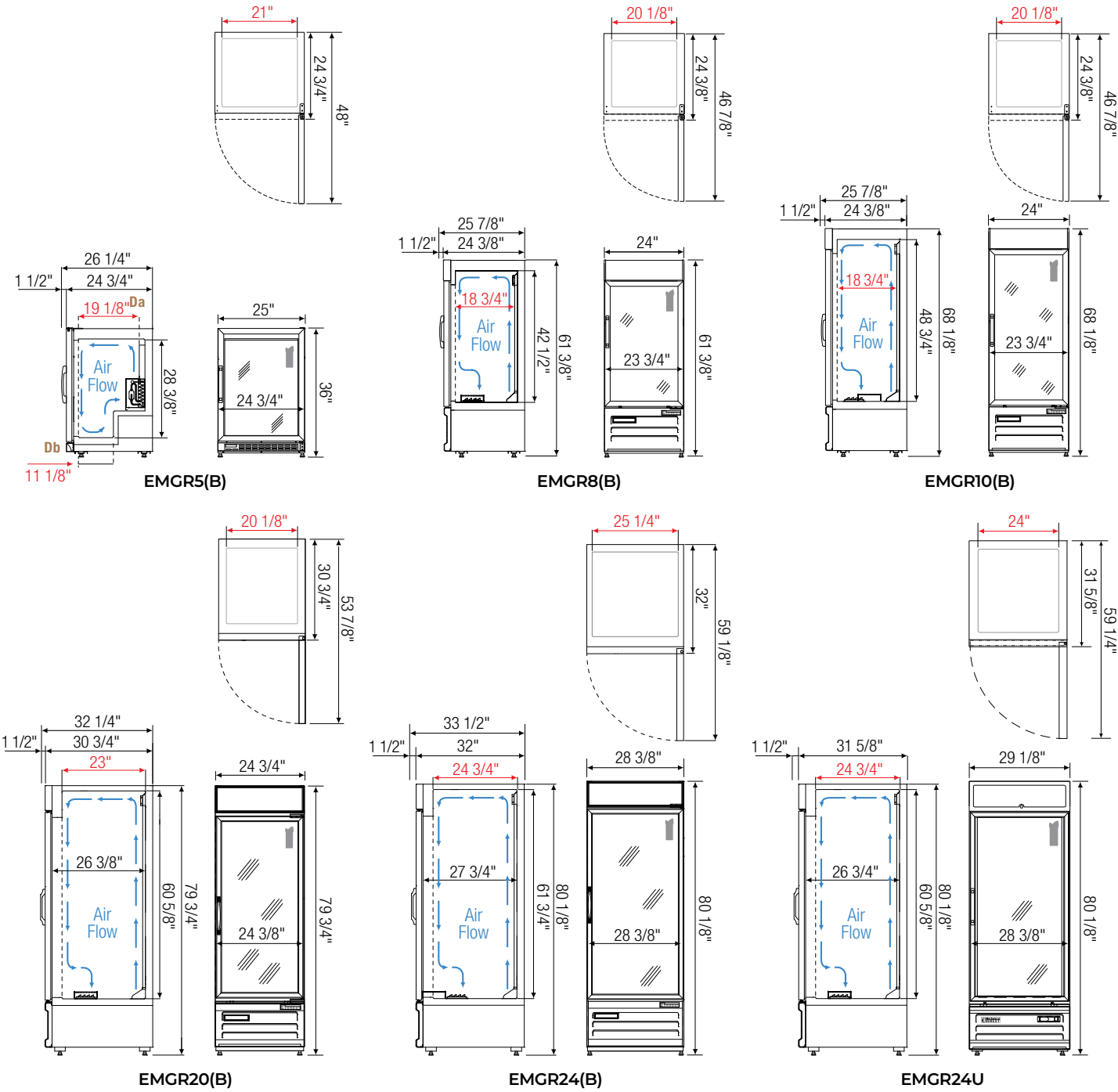
Temperature Control

- Multi-function digital controller with easy to read LED display.
- Factory preset temperature, 35°F. Temp-set range from 33°F to 54°F.
- Audible overheat protection alarm for compressor and condenser coil.

Options

- Additional shelving.
- Wine rack (applies to models EMGR24(B) and EMGR24U).
- 5" or 3" swivel casters with locks on front set.
- 3.5"-6" height-adjustable and interchangeable legs.
- Left hinged door (applies to all models).
- NAMA certified, NSF compliant Health Timer Lock (does not apply to models EMGR5B and EMGR8B)

↔ = Interior Dimensions ↔ = Exterior Dimensions



⚡ Equipped with 9 ft long NEMA 5-15P plug.

Model	Ref/ Frz/ Dual	# of Doors	Capacity (Cu. Ft.)	Capacity 20 oz. Bottles	HP	Refrigerant	# of Shelves	Power (V-Hz-Ph)	Amps	Crated Weight (LBS)	Exterior Dimensions (Inches)		
											L	D*	H
EMGR5 (B)	Ref	1 (swing)	5	60	1/5	R290	2	115-60-1	2	190	25	24 3/4	36
EMGR8 (B)	Ref	1 (swing)	8	90	1/5	R290	2	115-60-1	2.5	205	24	24 3/8	61 3/8
EMGR10 (B)	Ref	1 (swing)	10	120	1/5	R290	3	115-60-1	2.5	245	24	24 3/8	68 1/8
EMGR20 (B)	Ref	1 (swing)	20	150	1/4+	R290	4	115-60-1	3.7	314	24 3/4	30 3/4	79 3/4
EMGR24 (B)	Ref	1 (swing)	25	165	1/3	R290	4	115-60-1	2.5	334	28 3/8	32	80 1/8
EMGR24U	Ref	1 (swing)	23	165	1/3	R290	4	115-60-1	2.5	419	29 1/8	31 5/8	80 1/8

* Exterior depth dimension does not include 1-1/2" for door handles.

Ref = Refrigerator

Da, Db Interior Depth

Specifications subject to change without notice.

Product dimensions are for general purposes and not absolute value. Product capacity (↗) is calculated based on standard industry figures. Slight variations may exist. If dimensions and capacity are critical, please contact Everest Refrigeration.

Glass Door Merchandiser Refrigerators

MULTIPLE SWING DOORS EM SERIES



EMSGR33 | EMSGR33B



EMSGR48 | EMSGR48B



EMSGR69 | EMSGR69B

Cabinet Construction

- White or black coated steel exterior. White coated interior.
- Open spaced interior with no walls between compartments.
- Stainless steel floor interior has rounded corners and detachable drain plug for ease of cleaning.
- 2.5" thick high density polyurethane insulation.
- Four height adjustable screw legs (six legs for model EMSGR69(B)).

Refrigeration System

- Bottom mounted, self-contained and fully detachable Blizzard R290 condensing unit uses environmentally friendly, EPA-compliant R290 refrigerant with zero (0) Ozone Depletion Potential (ODP) and three (3) Global Warming Potential (GWP). Blizzard R290 is easily replaceable and requires no on-site brazing.
- Electronically commutated (ECM) fan motors achieve rapid cooling with less energy consumption.
- Full-length air duct ensures optimal cold air distribution.
- Air circulation guard keeps floor vents from obstruction.
- Time-initiated and temperature-terminated auto defrost cycle for seamless operation.
- Large capacity, corrosion-resistant condenser and evaporator coils.
- Self-maintaining, energy-efficient condensate drain pan requires no external drains or electric heaters.
- High performance, auto-reverse condenser fan motor supports compressor ventilation and condenser coil cleaning.
- Pre-wired and ready to plug, 115V/60Hz/1Ph, NEMA 5-15P.

Lighting

- Shielded LED bar lighting with on/off switch provides bright, high color illumination at lower heat output.

Doors

- Low emissivity double glass panes reflect UV rays for efficient cooling.
- Black PVC frames.
- Self-closing with adjustable torsion system for a positive seal.
- Snap-in magnetic gasket for ease of cleaning.
- High strength, die-cast handles.

Shelving

- Four epoxy coated, steel wire shelves with airflow guard per section.
- Height adjustable stainless steel clips.

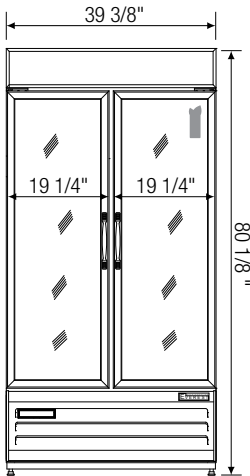
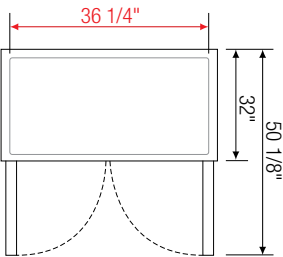
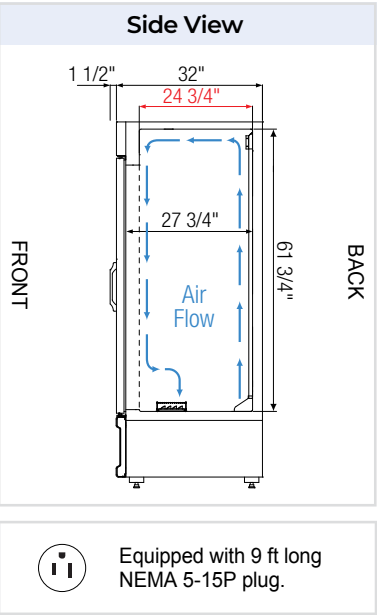
Temperature Control

- Multi-function digital controller with easy to read LED display.
- Factory preset temperature, 35°F. Temp-set range from 33°F to 54°F.
- Audible overheat protection alarm for compressor and condenser coil.

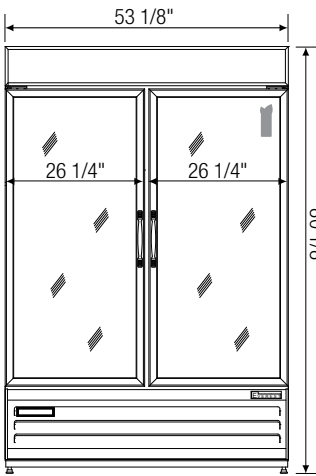
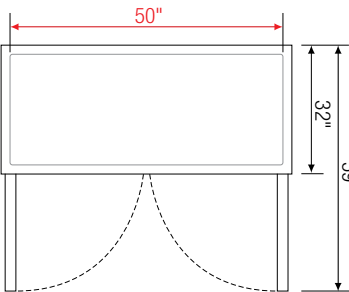
Options

- Additional shelving.
- 3" swivel casters with locks.
- 3.5"-6" height-adjustable and interchangeable legs.
- NAMA certified, NSF compliant Health Timer Lock (does not apply to models EMSGR69(B)).

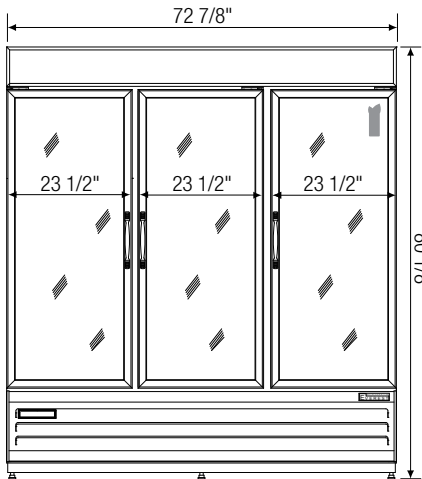
Interior Dimensions Exterior Dimensions



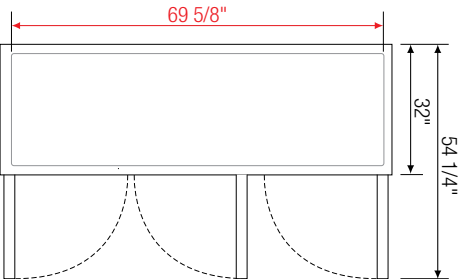
EMSGR33(B)



EMSGR48(B)



EMSGR69(B)



Model	Ref/ Frz/ Dual	# of Doors	Capacity (Cu. Ft.)	Capacity 20 oz. Bottles	HP	Refrigerant	# of Shelves	Power (V-Hz-Ph)	Amps	Crated Weight (LBS)	Exterior Dimensions (Inches)		
											L	D*	H
EMSGR33(B)	Ref	2 (swing)	36	336	1/3	R290	8	115-60-1	2.5	433	39 3/8	32	80 1/8
EMSGR48(B)	Ref	2 (swing)	50	448	1/2	R290	8	115-60-1	6	522	53 1/8	32	80 1/8
EMSGR69(B)	Ref	2 (swing)	71	672	3/4	R290	12	115-60-1	7	697	72 7/8	32	80 1/8

* Exterior depth dimension does not include 1-1/2" for door handles. Ref = Refrigerator

Specifications subject to change without notice.

Product dimensions are for general purposes and not absolute value. Product capacity (P) is calculated based on standard industry figures. Slight variations may exist. If dimensions and capacity are critical, please contact Everest Refrigeration.

Glass Door Merchandiser Refrigerators

SLIDING DOORS EM SERIES



EMGR33

EMGR33B



EMGR48

EMGR48B



EMGR69



EMGR69B

Cabinet Construction

- Heavy duty white coated steel interior/exterior. Black exterior standard for models EMGR33B, EMGR48B and EMGR69B.
- Open spaced interior with no walls between compartments.
- Stainless steel floor interior has rounded corners and detachable drain plug for ease of cleaning.
- 2.5" thick high density polyurethane insulation.
- Four height adjustable screw legs (six legs for models EMGR69 and EMGR69B).

Refrigeration System

- Bottom mounted, self-contained and fully detachable Blizzard R290 condensing unit uses environmentally friendly, EPA-compliant R290 refrigerant with zero (0) Ozone Depletion Potential (ODP) and three (3) Global Warming Potential (GWP). Blizzard R290 is easily replaceable and requires no on-site brazing.
- Electronically commutated (ECM) fan motors achieve rapid cooling with less energy consumption.
- Full-length air duct ensures optimal cold air distribution.
- Air circulation guard keeps floor vents from obstruction.
- Time-initiated and temperature-terminated auto defrost cycle for seamless operation.
- Large capacity, corrosion-resistant condenser and evaporator coils.
- Self-maintaining, energy-efficient condensate drain pan requires no external drains or electric heaters.
- High performance, auto-reverse condenser fan motor supports compressor ventilation and condenser coil cleaning.
- Pre-wired and ready to plug, 115V/60Hz/1Ph, NEMA 5-15P.

Lighting

- Shielded LED bar lighting with on/off switch provides bright, high color illumination at lower heat output.

Doors

- Low emissivity double glass panes reflect UV rays for efficient cooling.
- Black PVC frames.
- Self-closing with heavy duty door bumpers for impact absorption.
- Removable doors and door tracks for ease of cleaning.
- Pre-installed locks keep your items safe from theft.

Shelving

- Four epoxy coated, steel wire shelves with airflow guard per section.
- Height adjustable stainless steel clips.

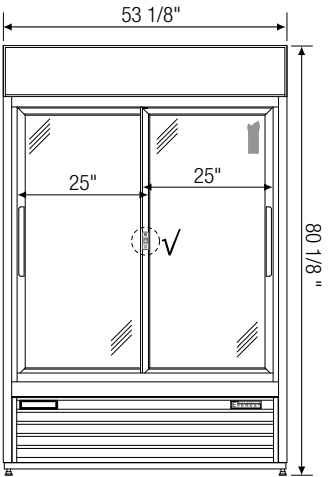
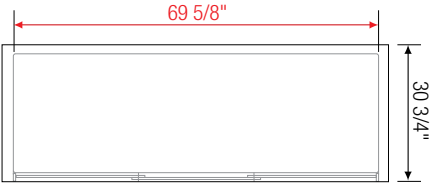
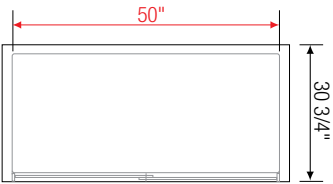
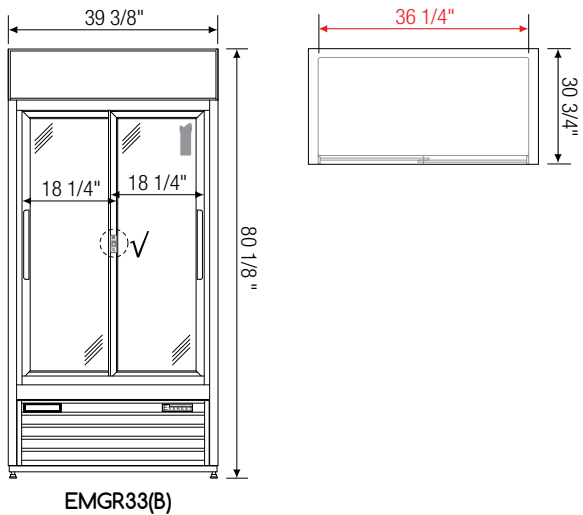
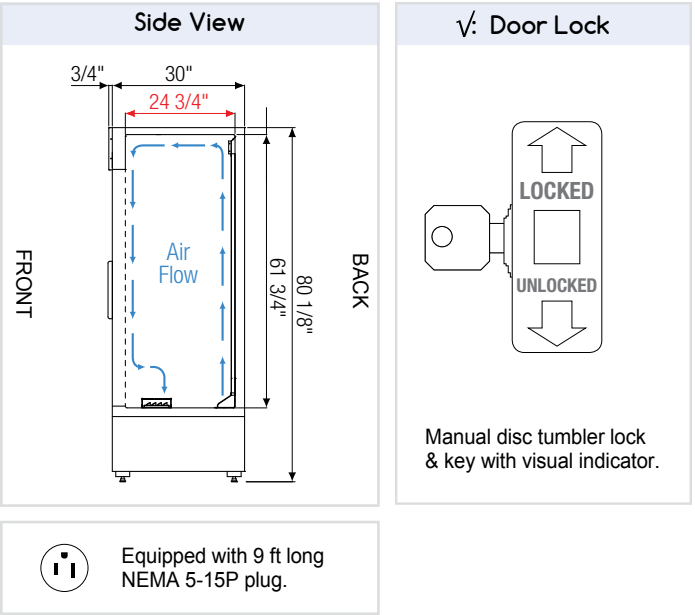
Temperature Control

- Multi-function digital controller with easy to read LED display.
- Factory preset temperature, 35°F. Temp-set range from 33°F to 54°F.
- Audible overheat protection alarm for compressor and condenser coil.

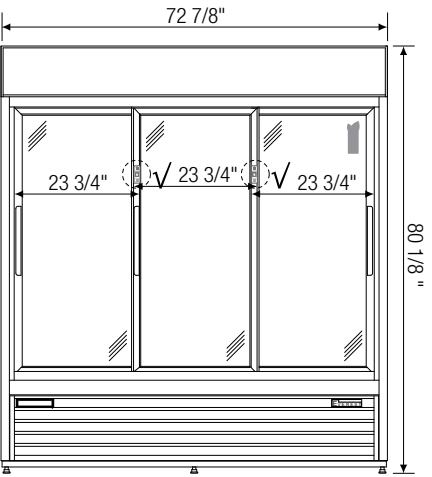
Options

- Additional shelving.
- 5" or 3" swivel casters with locks on front set.
- 3.5"-6" height-adjustable and interchangeable legs.

↔ = Interior Dimensions ↔ = Exterior Dimensions



EMGR48(B)



EMGR69(B)

Model	Ref/ Frz/ Dual	# of Doors	Capacity ▴ (Cu. Ft.)	Capacity 20 oz. Bottles	HP	Refrigerant	# of Shelves	Power (V-Hz-Ph)	Amps	Crated Weight (LBS)	Exterior Dimensions (Inches)		
											L	D	H
EMGR33(B)	Ref	2 (sliding)	33	336	1/3	R290	8	115-60-1	2.5	416	39 3/8	30 3/4	80 1/8
EMGR48(B)	Ref	2 (sliding)	48	448	1/2	R290	8	115-60-1	6	533	53 1/8	30 3/4	80 1/8
EMGR69(B)	Ref	3 (sliding)	69	672	3/4	R290	12	115-60-1	7	684	72 7/8	30 3/4	80 1/8

Specifications subject to change without notice.

Ref = Refrigerator

Product dimensions are for general purposes and not absolute value. Product capacity (▴) is calculated based on standard industry figures. Slight variations may exist. If dimensions and capacity are critical, please contact Everest Refrigeration.

Glass Door Merchandiser Refrigerators Stainless Steel

SLIDING DOORS EM SERIES



EMGR33-SS



EMGR48-SS

Cabinet Construction

- Heavy duty stainless steel exterior. All stainless steel interior suited for storage of unpackaged goods. Detachable interior drain plug for ease of cleaning.
- Open spaced interior with no walls between compartments.
- Galvanized steel top, bottom and rear.
- 2.5" thick high density polyurethane insulation.
- Four height adjustable screw legs.

Refrigeration System

- Bottom mounted, self-contained and fully detachable Blizzard R290 condensing unit uses environmentally friendly, EPA-compliant R290 refrigerant with zero (0) Ozone Depletion Potential (ODP) and three (3) Global Warming Potential (GWP). Blizzard R290 is easily replaceable and requires no on-site brazing.
- Electronically commutated (ECM) fan motors achieve rapid cooling with less energy consumption.
- Full-length air duct ensures optimal cold air distribution.
- Air circulation guard keeps floor vents from obstruction.
- Time-initiated and temperature-terminated auto defrost cycle for seamless operation.
- Large capacity, corrosion-resistant condenser and evaporator coils.
- Self-maintaining, energy-efficient condensate drain pan requires no external drains or electric heaters.
- High performance, auto-reverse condenser fan motor supports compressor ventilation and condenser coil cleaning.
- Pre-wired and ready to plug, 115V/60Hz/1Ph, NEMA 5-15P.

Lighting

- Shielded LED bar lighting with on/off switch provides bright, high color illumination at lower heat output.

Doors

- Low emissivity double glass panes reflect UV rays for efficient cooling.
- Gray PVC frames.
- Self-closing with heavy duty door bumpers for impact absorption.
- Removable doors and door tracks for ease of cleaning.
- Pre-installed locks keep your items safe from theft.

Shelving

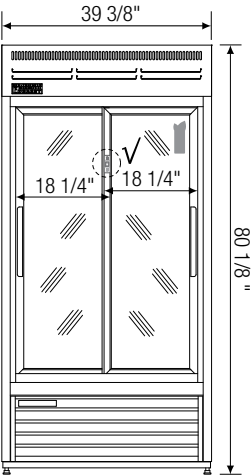
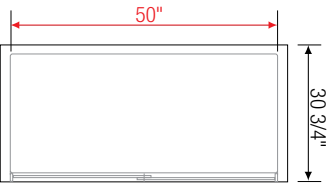
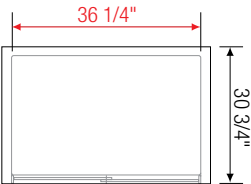
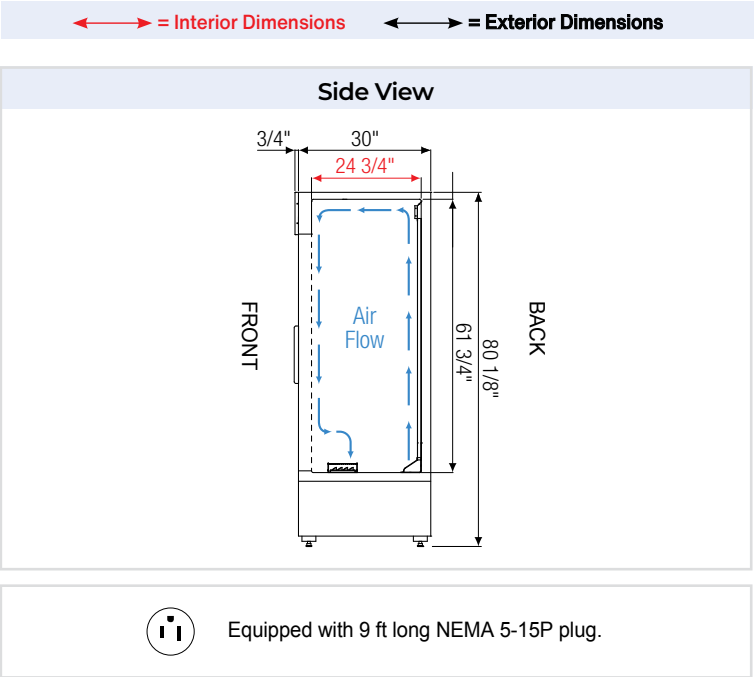
- Four epoxy coated, steel wire shelves with airflow guard per section.
- Height adjustable stainless steel clips.

Temperature Control

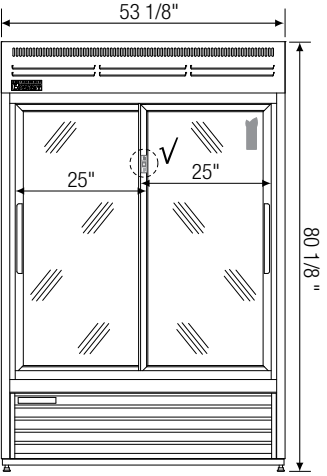
- Multi-function digital controller with easy to read LED display.
- Factory preset temperature, 35°F. Temp-set range from 33°F to 54°F.
- Audible overheat protection alarm for compressor and condenser coil.

Options

- Additional shelving.
- 5" or 3" swivel casters with locks on front set.
- 3.5"–6" height-adjustable and interchangeable legs.



EMGR33-SS



EMGR48-SS

Model	Ref/ Frz/ Dual	# of Doors	Capacity▶ (Cu. Ft.)	Capacity 20 oz. Bottles	HP	Refrigerant	# of Shelves	Power (V-Hz-Ph)	Amps	Crated Weight (LBS)	Exterior Dimensions (Inches)		
											L	D	H
EMGR33-SS	Ref	2 (sliding)	33	336	1/3	R290	8	115-60-1	2.5	416	39 3/8	30 3/4	80 1/8
EMGR48-SS	Ref	2 (sliding)	48	448	1/2	R290	8	115-60-1	5.5	533	53 1/8	30 3/4	80 1/8

Specifications subject to change without notice. Ref = Refrigerator

Product dimensions are for general purposes and not absolute value. Product capacity (▶) is calculated based on standard industry figures. Slight variations may exist. If dimensions and capacity are critical, please contact Everest Refrigeration.

www.EVERESTref.com 50

Glass Door Merchandiser Freezers

SWING DOORS

EM SERIES



EMGF23 | EMGF23B



EMGF36 | EMGF36B



EMGF48 | EMGF48B



EMGF69 | EMGF69B

Cabinet Construction

- White or black coated steel exterior. White coated interior.
- Open spaced interior with no walls between compartments.
- Stainless steel floor interior has rounded corners and detachable drain plug for ease of cleaning.
- 2.5" thick high density polyurethane insulation.
- Four 5" swivel casters with locks on front set (six casters for model EMGF69(B). Leg stabilizers standard for all models.

Refrigeration System

- Bottom mounted, self-contained and fully detachable Blizzard R290 condensing unit uses environmentally friendly, EPA-compliant R290 refrigerant with zero (0) Ozone Depletion Potential (ODP) and three (3) Global Warming Potential (GWP). Blizzard R290 is easily replaceable and requires no on-site brazing.
- Electronically commutated (ECM) fan motors achieve rapid cooling with less energy consumption.
- Full-length air duct and airflow guard ensure optimal cold air circulation.
- Air circulation guard keeps floor vents from obstruction.
- Time-initiated and temperature-terminated auto defrost heater.
- Large capacity, corrosion-resistant condenser and evaporator coils.
- Self-maintaining, energy-efficient condensate drain pan requires no external drains or electric heaters.
- High performance, auto-reverse condenser fan motor supports compressor ventilation and condenser coil cleaning.
- Pressure relief devices allow rapid cabinet re-entry.
- Pre-wired and ready to plug, 115V/60Hz/1Ph, (NEMA 5-15P for model EMGF23(B), NEMA 5-20P for models EMGF36(B), EMGF48(B) and EMGF69(B).

Lighting

- Shielded LED bar lighting with on/off switch provides bright, high color illumination at lower heat output.

Doors

- Low emissivity double glass panes reflect UV rays for efficient cooling.
- Matte finish aluminum frames.
- Frame heaters prevent exterior moisture build up.
- Defroster strips keep glass planes clear and fog-free.
- Self-closing with adjustable torsion system for a positive seal.
- Snap-in magnetic gasket for ease of cleaning.
- High strength, die-cast handles.
- Pre-installed locks keep your items safe from theft.

Shelving

- Four epoxy coated, steel wire shelves with airflow guard per section.
- Height adjustable stainless steel clips.

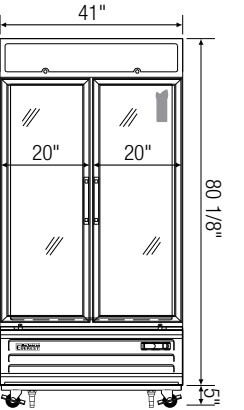
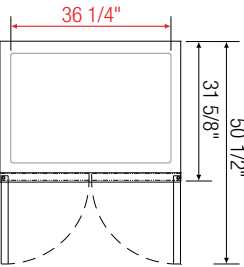
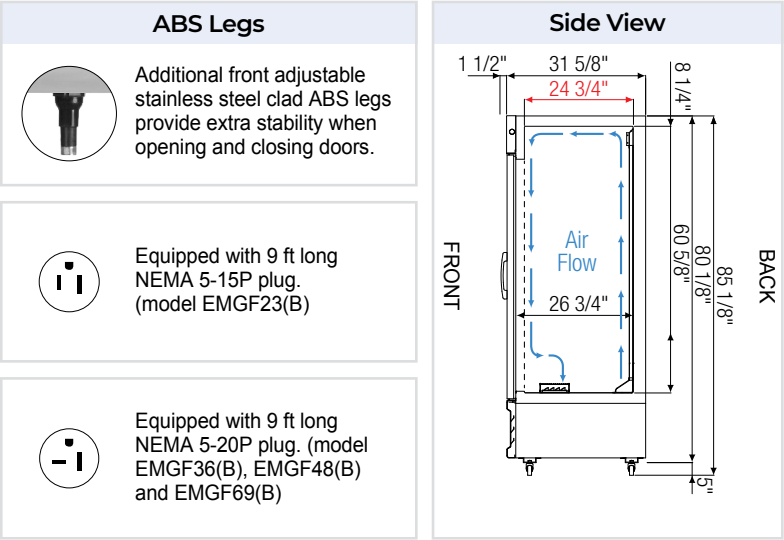
Temperature Control

- Multi-function digital controller with easy to read LED display.
- Factory preset temperature, -4°F. Temp-set range from -10°F to 54°F.

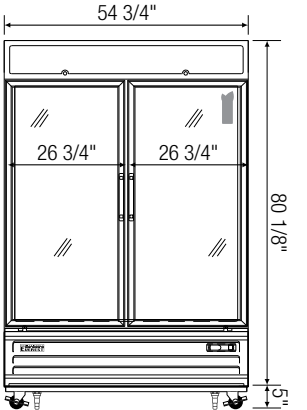
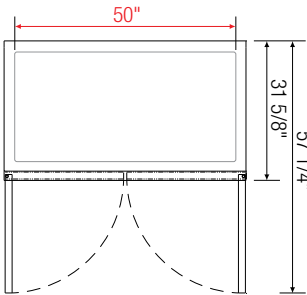
Options

- Additional shelving.
- 3" swivel casters with locks.
- 3.5"-6" height-adjustable and interchangeable legs.
- Left hinged door (for model EMGF23(B).

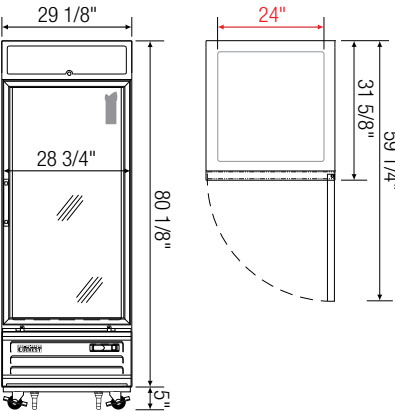
↔ = Interior Dimensions ↔ = Exterior Dimensions



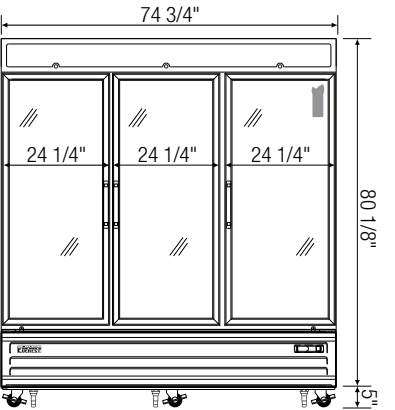
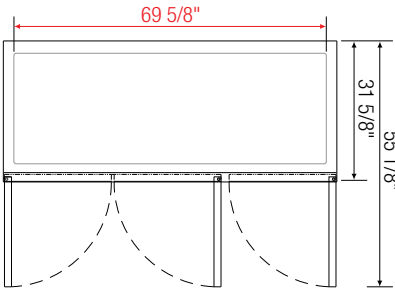
EMGF36(B)



EMGF48(B)



EMGF23(B)



EMGF69(B)

Model	Ref/ Frz/ Dual	# of Doors	Capacity [†] (Cu. Ft.)	HP	BTU/HR [†]	Refrigerant	# of Shelves	Power (V-Hz-Ph)	Amps	Crated Weight (LBS)	Exterior Dimensions (Inches)		
											L	D ^a	H [*]
EMGF23(B)	Frz	1	23	1	4036	R290	4	115-60-1	6.5	419	29 1/8	31 5/8	80 1/8
EMGF36(B)	Frz	2	36	1- 1/4	5441	R290	8	115-60-1	9.1	592	41	31 5/8	80 1/8
EMGF48(B)	Frz	2	48	1 x 2	4,036 x 2	R290	8	115-60-1	13	771	54 3/4	31 5/8	80 1/8
EMGF69(B)	Frz	3	69	1-1/4 x 2	5,441 x 2	R290	12	115-60-1	16	1125	74 3/4	31 5/8	80 1/8

★ Height does not include 5" for casters.

† Based on evaporating temperature of -4°F (-20°C) & condensing temperature of 131°F (55°C).

^a Exterior depth dimension does not include 1-1/2" for door handles.

Specifications subject to change without notice.

Product dimensions are for general purposes and not absolute value. Product capacity ([†]) is calculated based on standard industry figures. Slight variations may exist. If dimensions and capacity are critical, please contact Everest Refrigeration.

Frz = Freezer

Open Air Merchandisers

BOTTOM MOUNTED CONDENSING UNIT	EOM Series
--------------------------------	------------

REFRIGERATORS

The Open Air Merchandiser series conforms to NSF 7 Type II, able to withstand a warmer maximum ambient temperature of 80°F—higher than other comparable brands. It comes fully equipped with an array of standard features that other manufacturers charge extra for. Available in vertical and horizontal styles.



Features



NSF7 Type II
Withstands a warmer ambient temperature of 80°F.



Built-In Night Curtain
Pulls down and latches for security & energy efficiency.



Adjustable Shelves
Height & tilt adjustable for better product visibility.



Price Tag Moldings
Keeps price tag inserts neat and organized.



Bumper Belt
Protects against shopping cart impact.



Energy Efficient LED
Under-shelf and canopy LEDs. High lumen, low heat.



Blizzard R290
EPA/DOE approved, all-in-one, slide-out cooling cartridge.



Digital Control
Easy settings with audio and visual overheat alarm.



ECM Fan Motors
Electronically commutated motors require less energy.

Open Air Merchandisers

VERTICAL / 35" DEEP / TALL EOMV SERIES



EOMV-36-W-35-T EOMV-36-B-35-T



EOMV-48-W-35-T EOMV-48-B-35-T



EOMV-60-W-35-T EOMV-60-B-35-T



EOMV-72-W-35-T EOMV-72-B-35-T

Cabinet Construction

- Black or white modern exterior has moisture-resistant panels and field-replaceable tempered glass.
- Heavy-duty stainless steel interior has perforated back wall for efficient air flow. Includes floor drains for ease of cleaning.
- Front stainless steel bumper belt protects against shopping cart impact.
- Galvanized steel top, bottom and rear.
- 2.5" thick high-density polyurethane insulation.
- Integrated retractable night curtain saves energy and provides security.
- 5" swivel casters with locks on front set. Leg stabilizers included.

Refrigeration System

- Bottom mounted, self-contained and fully detachable Blizzard R290 condensing unit uses environmentally friendly, EPA-compliant R290 refrigerant with zero (0) Ozone Depletion Potential (ODP) and three (3) Global Warming Potential (GWP). Blizzard R290 is easily replaceable and requires no on-site brazing.
- Front air intake and rear air discharge design allows side by side installation.
- Electronically commutated (ECM) evaporator fan motors achieve rapid cooling with less energy consumption.
- High performance, auto-reverse condenser fan motor supports compressor ventilation and condenser coil cleaning.
- Large capacity, corrosion-resistant condenser and evaporator coils.
- Self-maintaining, energy-efficient condensate drain pan requires no external drains or electric heaters.
- Pre-wired and ready to plug, 115V/60Hz/1Ph, NEMA 5-20P and 230V/60Hz/1Ph, NEMA 6-20P (see table for plug types).

Lighting

- Shielded LED bar lighting under shelves and canopy provide bright, high color illumination at lower heat output. On/off switch saves energy.

Shelving

- Height and angle adjustable. Position it flat or slanted at 10°.
- Heavy duty stainless steel shelves include price tag moldings.

Temperature Control

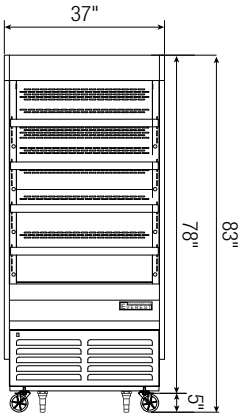
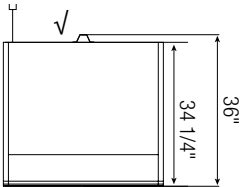
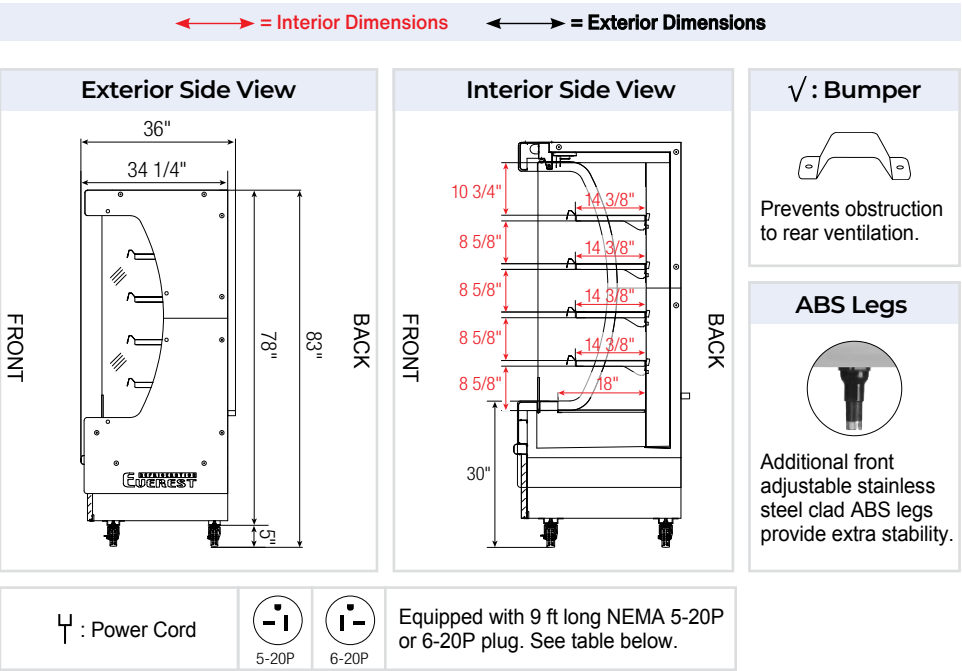
- Factory preset temperature of 35°F maintains a combined average product temperature of 40°F or less.
- Audible overheat protection alarm for compressor and condenser coil.

Recommended Operating Conditions

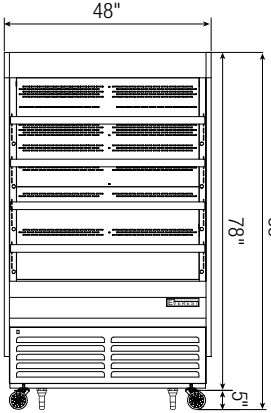
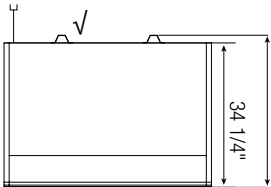
- Conforms to NSF standard 7 TYPE II designed to operate in an air-conditioned environment where temperature and humidity do not exceed 80°F and 55% respectively.
- Must not be installed near ventilation systems, fans or exterior doors or windows that will disrupt the air curtain.
- Must not be installed in direct sunlight.
- In built-in applications, a distance of 6" is required on the front, back and top exterior for ventilation purposes.

Option

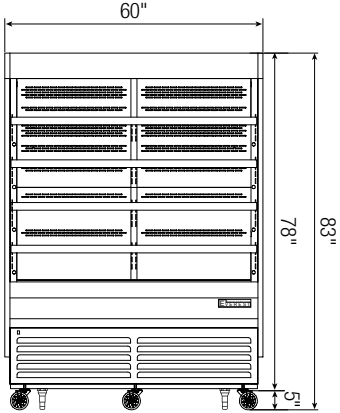
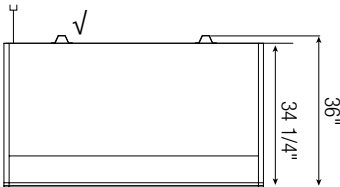
- Roll-up metal shutters with security lock add an extra layer of protection.



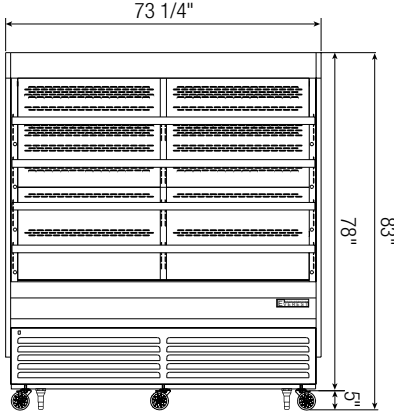
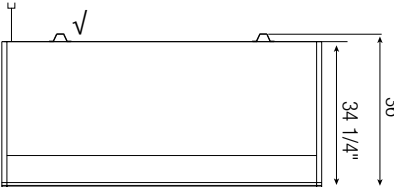
EOMV-36-W(B)-35-T



EOMV-48-W(B)-35-T



EOMV-60-W(B)-35-T



EOMV-72-W(B)-35-T

Model	Ref/ Frz/ Dual	Capacity ¹ (Cu. Ft.)	HP	Refrigerant	# of Shelves	Power (V-Hz-Ph)	Amps	NEMA Config.	Crated Weight (LBS)	Exterior Dimensions (Inches)		
										L	D	H*
EOMV-36-W(B)-35-T	Ref	18	3/4	R290	4	115-60-1	8	5-20P	649	37 1/4	34 1/4	78
EOMV-48-W(B)-35-T	Ref	24	3/4 x 2	R290	4	115-60-1	14	5-20P	856	48	34 1/4	78
EOMV-60-W(B)-35-T	Ref	30	1x2	R290	8	230-60-1	8	6-20P	976	60	34 1/4	78
EOMV-72-W(B)-35-T	Ref	37	1x2	R290	8	230-60-1	8	6-20P	1108	73 1/4	34 1/4	78

* Height does not include 5" for casters.

Ref = Refrigerator

Specifications subject to change without notice.

Product dimensions are for general purposes and not absolute value. Product capacity (¹) is calculated based on standard industry figures. Slight variations may exist. If dimensions and capacity are critical, please contact Everest Refrigeration.

Open Air Merchandisers

VERTICAL / 28" DEEP / TALL EOMV SERIES



EOMV-36-W-28-T



EOMV-36-B-28-T

Cabinet Construction

- Black or white modern exterior has moisture-resistant panels and field-replaceable tempered glass.
- Heavy-duty stainless steel interior has perforated back wall for efficient air flow. Includes floor drains for ease of cleaning.
- Front stainless steel bumper belt protects against shopping cart impact.
- Galvanized steel top, bottom and rear.
- 2.5" thick high-density polyurethane insulation.
- Integrated retractable night curtain saves energy and provides security.
- 5" swivel casters with locks on front set. Leg stabilizers included.

Refrigeration System

- Bottom mounted, self-contained and fully detachable Blizzard R290 condensing unit uses environmentally friendly, EPA-compliant R290 refrigerant with zero (0) Ozone Depletion Potential (ODP) and three (3) Global Warming Potential (GWP). Blizzard R290 is easily replaceable and requires no on-site brazing.
- Front air intake and rear air discharge design allows side by side installation.
- Electronically commutated (ECM) evaporator fan motors achieve rapid cooling with less energy consumption.
- High performance, auto-reverse condenser fan motor supports compressor ventilation and condenser coil cleaning.
- Large capacity, corrosion-resistant condenser and evaporator coils.
- Self-maintaining, energy-efficient condensate drain pan requires no external drains or electric heaters.
- Pre-wired and ready to plug, 115V/60Hz/1Ph, NEMA 5-20P and 230V/60Hz/1Ph, NEMA 6-20P (see table for plug types).

Lighting

- Shielded LED bar lighting under shelves and canopy provide bright, high color illumination at lower heat output. On/off switch saves energy.

Shelving

- Height and angle adjustable. Position it flat or slanted at 10°.
- Heavy duty stainless steel shelves include price tag moldings.

Temperature Control

- Factory preset temperature of 35°F maintains a combined average product temperature of 40°F or less.
- Audible overheat protection alarm for compressor and condenser coil.

Recommended Operating Conditions

- Conforms to NSF standard 7 TYPE II designed to operate in an air-conditioned environment where temperature and humidity do not exceed 80°F and 55% respectively.
- Must not be installed near ventilation systems, fans or exterior doors or windows that will disrupt the air curtain.
- Must not be installed in direct sunlight.
- In built-in applications, a distance of 6" is required on the front, back and top exterior for ventilation purposes.

Option

- Roll-up metal shutters with security lock add an extra layer of protection.



EOMV-48-W-28-T



EOMV-48-B-28-T



EOMV-60-W-28-T



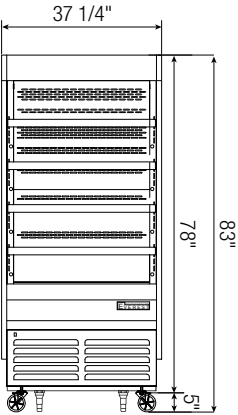
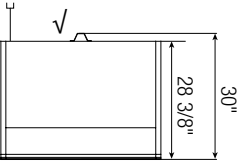
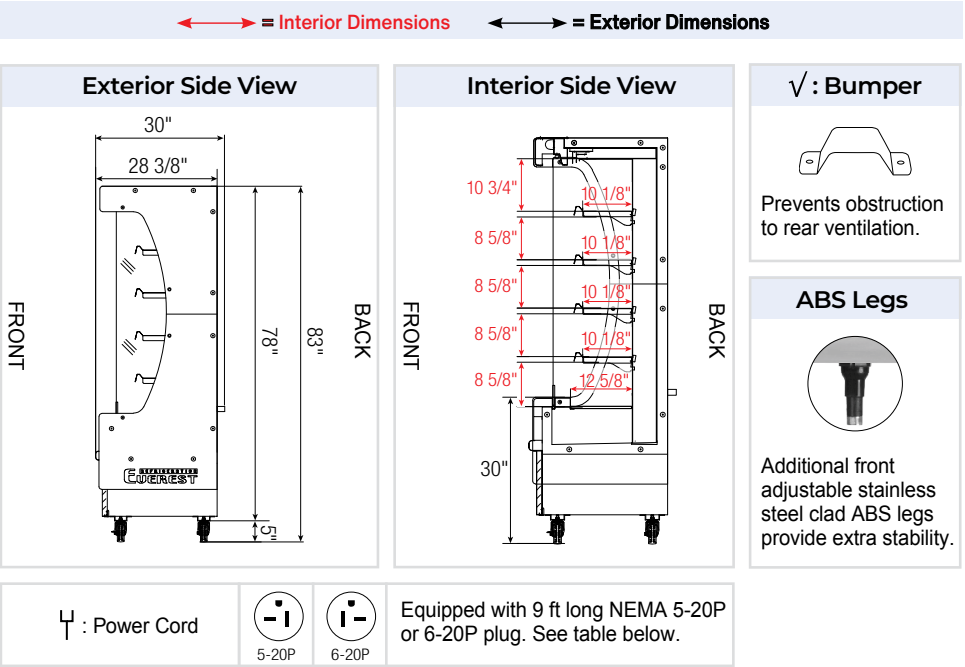
EOMV-60-B-28-T



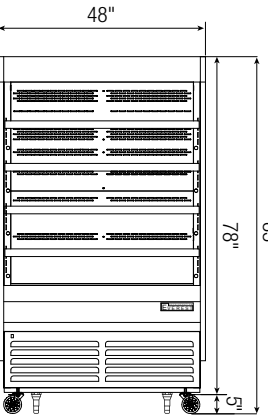
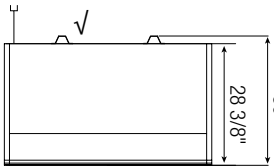
EOMV-72-W-28-T



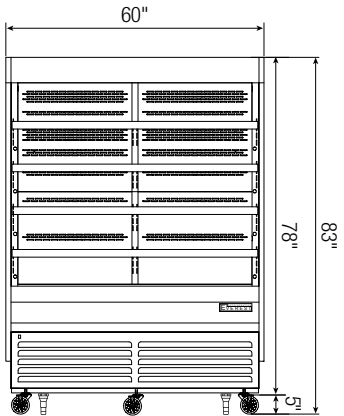
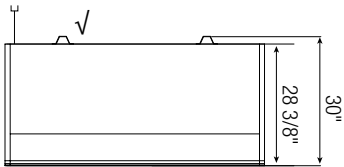
EOMV-72-B-28-T



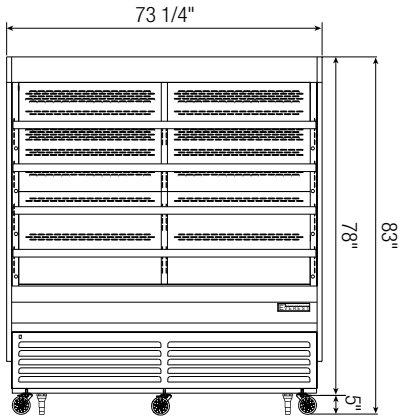
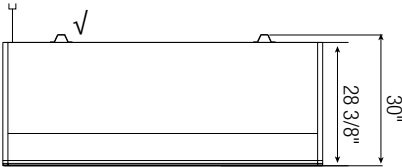
EOMV-36-W(B)-28-T



EOMV-48-W(B)-28-T



EOMV-60-W(B)-28-T



EOMV-72-W(B)-28-T

Model	Ref/ Frz/ Dual	Capacity (Cu. Ft.)	HP	Refrigerant	# of Shelves	Power (V-Hz-Ph)	Amps	NEMA Config.	Crated Weight (LBS)	Exterior Dimensions (Inches)		
										L	D	H*
EOMV-36-W(B)-28-T	Ref	13	3/4	R290	4	115-60-1	8	5-20P	642	37 1/4	28 3/8	78
EOMV-48-W(B)-28-T	Ref	17	3/4 x 2	R290	4	115-60-1	14	5-20P	748	48	28 3/8	78
EOMV-60-W(B)-28-T	Ref	21	1x2	R290	8	230-60-1	8	6-20P	918	60	28 3/8	78
EOMV-72-W(B)-28-T	Ref	26	1x2	R290	8	230-60-1	8	6-20P	1085	73 1/4	28 3/8	78

* Height does not include 5" for casters. Ref = Refrigerator

Specifications subject to change without notice.

Product dimensions are for general purposes and not absolute value. Product capacity (P) is calculated based on standard industry figures. Slight variations may exist. If dimensions and capacity are critical, please contact Everest Refrigeration.

Open Air Merchandisers

VERTICAL / 28" DEEP / SHORT EOMV SERIES



EOMV-36-W-28-S



EOMV-36-B-28-S

Cabinet Construction

- Black or white modern exterior has moisture-resistant panels and field-replaceable tempered glass.
- Heavy-duty stainless steel interior has perforated back wall for efficient air flow. Includes floor drains for ease of cleaning.
- Front stainless steel bumper belt protects against shopping cart impact.
- Galvanized steel top, bottom and rear.
- 2.5" thick high-density polyurethane insulation.
- Integrated retractable night curtain saves energy and provides security.
- 5" swivel casters with locks on front set. Leg stabilizers included.

Refrigeration System

- Bottom mounted, self-contained and fully detachable Blizzard R290 condensing unit uses environmentally friendly, EPA-compliant R290 refrigerant with zero (0) Ozone Depletion Potential (ODP) and three (3) Global Warming Potential (GWP). Blizzard R290 is easily replaceable and requires no on-site brazing.
- Front air intake and rear air discharge design allows side by side installation.
- Electronically commutated (ECM) evaporator fan motors achieve rapid cooling with less energy consumption.
- High performance, auto-reverse condenser fan motor supports compressor ventilation and condenser coil cleaning.
- Large capacity, corrosion-resistant condenser and evaporator coils.
- Self-maintaining, energy-efficient condensate drain pan requires no external drains or electric heaters.
- Pre-wired and ready to plug, 115V/60Hz/1Ph, NEMA 5-20P.

Lighting

- Shielded LED bar lighting under shelves and canopy provide bright, high color illumination at lower heat output. On/off switch saves energy.

Shelving

- Height and angle adjustable. Position it flat or slanted at 10°.
- Heavy duty stainless steel shelves include price tag moldings.

Temperature Control

- Factory preset temperature of 35°F maintains a combined average product temperature of 40°F or less.
- Audible overheat protection alarm for compressor and condenser coil.

Recommended Operating Conditions

- Conforms to NSF standard 7 TYPE II designed to operate in an air-conditioned environment where temperature and humidity do not exceed 80°F and 55% respectively.
- Must not be installed near ventilation systems, fans or exterior doors or windows that will disrupt the air curtain.
- Must not be installed in direct sunlight.
- In built-in applications, a distance of 6" is required on the front, back and top exterior for ventilation purposes.

Option

- Roll-up metal shutters with security lock add an extra layer of protection.



EOMV-60-W-28-S



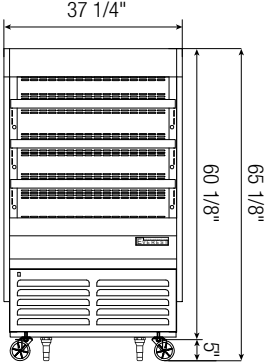
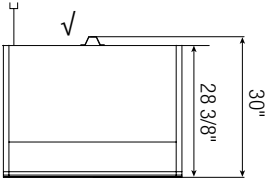
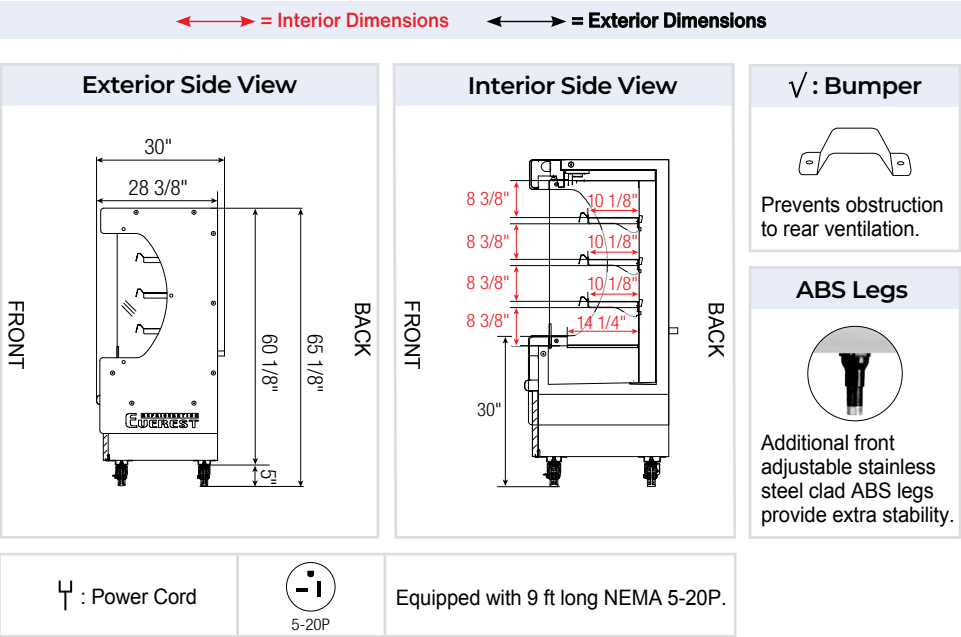
EOMV-60-B-28-S



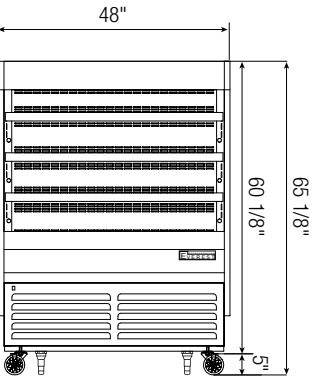
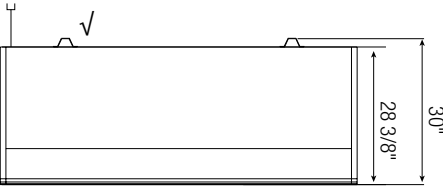
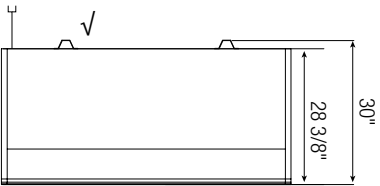
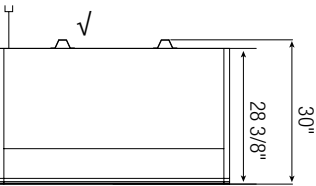
EOMV-72-W-28-S



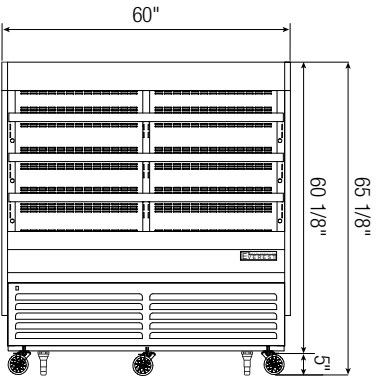
EOMV-72-B-28-S



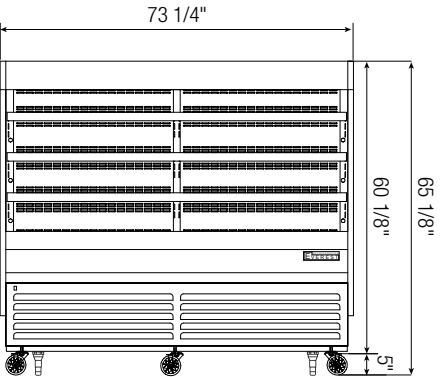
EOMV-36-W(B)-28-S



EOMV-48-W(B)-28-S



EOMV-60-W(B)-28-S



EOMV-72-W(B)-28-S

Model	Ref/ Frz/ Dual	Capacity (Cu. Ft.)	HP	Refrigerant	# of Shelves	Power (V-Hz-Ph)	Amps	NEMA Config.	Crated Weight (LBS)	Exterior Dimensions (Inches)		
										L	D	H*
EOMV-36-W(B)-28-S	Ref	9	3/4	R290	3	115-60-1	7	5-20P	524	37 1/4	28 3/8	60 1/8
EOMV-48-W(B)-28-S	Ref	12	1/2x2	R290	3	115-60-1	10	5-20P	662	48	28 3/8	60 1/8
EOMV-60-W(B)-28-S	Ref	15	1/2x2	R290	6	115-60-1	10	5-20P	744	60	28 3/8	60 1/8
EOMV-72-W(B)-28-S	Ref	19	3/4x2	R290	6	115-60-1	10	5-20P	821	73 1/4	28 3/8	60 1/8

* Height does not include 5" for casters. Ref = Refrigerator

Specifications subject to change without notice.

Product dimensions are for general purposes and not absolute value. Product capacity (P) is calculated based on standard industry figures. Slight variations may exist. If dimensions and capacity are critical, please contact Everest Refrigeration.

Open Air Merchandisers

HORIZONTAL / 35" DEEP / TALL EOMH SERIES



EOMH-36-W-35-T



EOMH-36-B-35-T



EOMH-48-W-35-T



EOMH-48-B-35-T



EOMH-60-W-35-T



EOMH-60-B-35-T



EOMH-72-W-35-T



EOMH-72-B-35-T

Cabinet Construction

- Black or white modern exterior has moisture-resistant panels and field-replaceable tempered glass.
- Heavy-duty stainless steel interior has perforated back wall for efficient air flow. Includes floor drains for ease of cleaning.
- Front stainless steel bumper belt protects against shopping cart impact.
- Galvanized steel top, bottom and rear.
- 2.5" thick high-density polyurethane insulation.
- Integrated retractable night curtain saves energy and provides security.
- 5" swivel casters with locks on front set. Leg stabilizers included.

Refrigeration System

- Bottom mounted, self-contained and fully detachable Blizzard R290 condensing unit uses environmentally friendly, EPA-compliant R290 refrigerant with zero (0) Ozone Depletion Potential (ODP) and three (3) Global Warming Potential (GWP). Blizzard R290 is easily replaceable and requires no on-site brazing.
- Front air intake and rear air discharge design allows side by side installation.
- Electronically commutated (ECM) evaporator fan motors achieve rapid cooling with less energy consumption.
- High performance, auto-reverse condenser fan motor supports compressor ventilation and condenser coil cleaning.
- Large capacity, corrosion-resistant condenser and evaporator coils.
- Self-maintaining, energy-efficient condensate drain pan requires no external drains or electric heaters.
- Pre-wired and ready to plug, 115V/60Hz/1Ph, NEMA 5-20P.

Lighting

- Shielded LED bar lighting under shelves and canopy provide bright, high color illumination at lower heat output. On/off switch saves energy.

Shelving

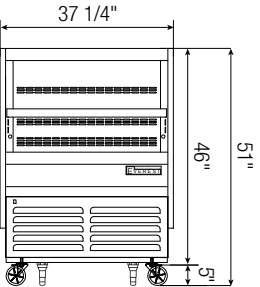
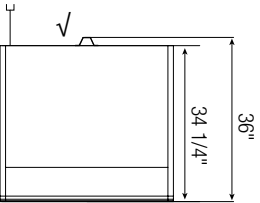
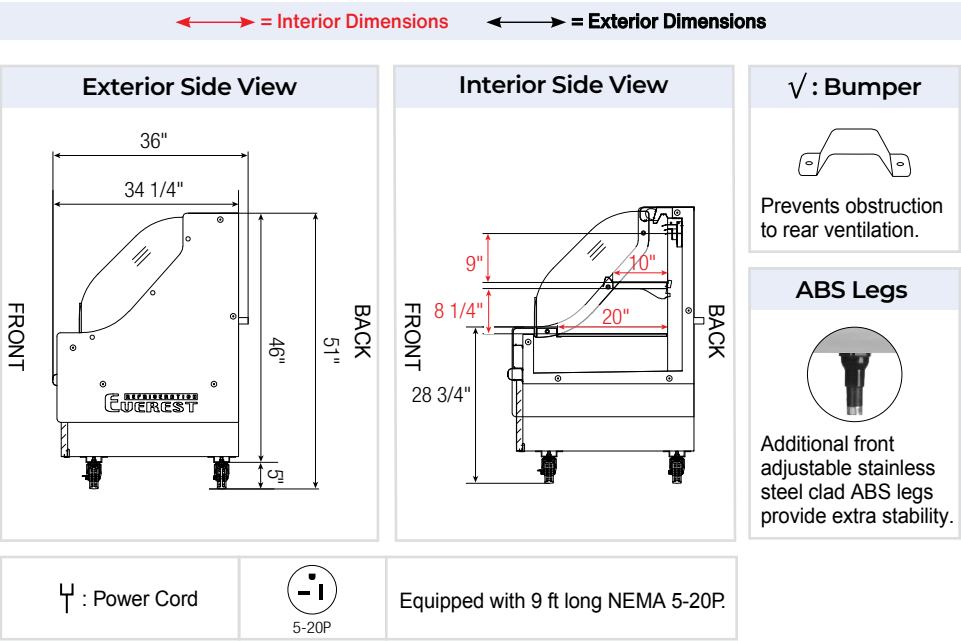
- Height and angle adjustable. Position it flat or slanted at 10°.
- Heavy duty stainless steel shelves include price tag moldings.

Temperature Control

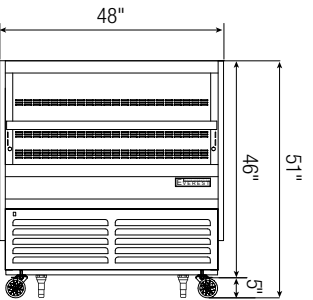
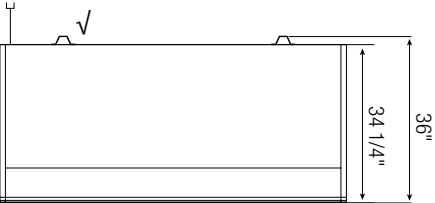

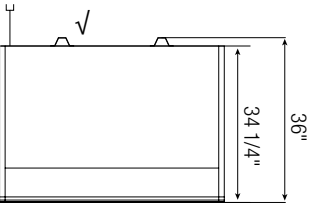
- Factory preset temperature of 35°F maintains a combined average product temperature of 40°F or less.
- Audible overheat protection alarm for compressor and condenser coil.

Recommended Operating Conditions

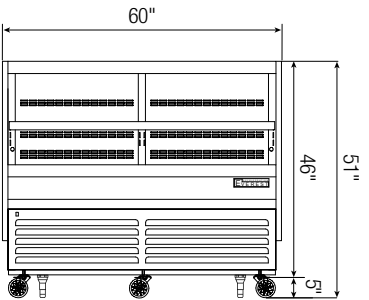
- Conforms to NSF standard 7 TYPE II designed to operate in an air-conditioned environment where temperature and humidity do not exceed 80°F and 55% respectively.
- Must not be installed near ventilation systems, fans or exterior doors or windows that will disrupt the air curtain.
- Must not be installed in direct sunlight.
- In built-in applications, a distance of 6" is required on the front, back and top exterior for ventilation purposes.



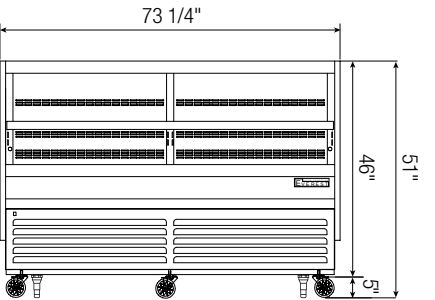
EOMH-36-W(B)-35-T



EOMH-48-W(B)-35-T



EOMH-60-W(B)-35-T



EOMH-72-W(B)-35-T

Model	Ref/ Frz/ Dual	Capacity (Cu. Ft.)	HP	Refrigerant	# of Shelves	Power (V-Hz-Ph)	Amps	NEMA Config.	Crated Weight (LBS)	Exterior Dimensions (Inches)		
										L	D	H*
EOMH-36-W(B)-35-T	Ref	7	3/4	R290	1	115-60-1	7	5-20P	464	37 1/4	34 1/4	46
EOMH-48-W(B)-35-T	Ref	10	3/4	R290	1	115-60-1	7.5	5-20P	609	48	34 1/4	46
EOMH-60-W(B)-35-T	Ref	12	1/2x2	R290	2	115-60-1	10	5-20P	663	60	34 1/4	46
EOMH-72-W(B)-35-T	Ref	15	1/2x2	R290	2	115-60-1	10	5-20P	713	73 1/4	34 1/4	46

* Height does not include 5" for casters. Ref = Refrigerator

Specifications subject to change without notice.

Product dimensions are for general purposes and not absolute value. Product capacity (P) is calculated based on standard industry figures. Slight variations may exist. If dimensions and capacity are critical, please contact Everest Refrigeration.

Open Air Merchandisers

HORIZONTAL / 35" DEEP / SHORT EOMH SERIES



EOMH-36-W-35-S



EOMH-36-B-35-S

Cabinet Construction

- Black or white modern exterior has moisture-resistant panels and field-replaceable tempered glass.
- Heavy-duty stainless steel interior has perforated back wall for efficient air flow. Includes floor drains for ease of cleaning.
- Front stainless steel bumper belt protects against shopping cart impact.
- Galvanized steel top, bottom and rear.
- 2.5" thick high-density polyurethane insulation.
- Integrated retractable night curtain saves energy and provides security.
- 5" swivel casters with locks on front set. Leg stabilizers included.

Refrigeration System

- Bottom mounted, self-contained and fully detachable Blizzard R290 condensing unit uses environmentally friendly, EPA-compliant R290 refrigerant with zero (0) Ozone Depletion Potential (ODP) and three (3) Global Warming Potential (GWP). Blizzard R290 is easily replaceable and requires no on-site brazing.
- Front air intake and rear air discharge design allows side by side installation.
- Electronically commutated (ECM) evaporator fan motors achieve rapid cooling with less energy consumption.
- High performance, auto-reverse condenser fan motor supports compressor ventilation and condenser coil cleaning.
- Large capacity, corrosion-resistant condenser and evaporator coils.
- Self-maintaining, energy-efficient condensate drain pan requires no external drains or electric heaters.
- Pre-wired and ready to plug, 115V/60Hz/1Ph, NEMA 5-20P.

Lighting

- Shielded LED bar lighting under shelves and canopy provide bright, high color illumination at lower heat output. On/off switch saves energy.

Shelving

- Removable 2-tier stainless steel shelf riser.

Temperature Control

- Factory preset temperature of 35°F maintains a combined average product temperature of 40°F or less.
- Audible overheat protection alarm for compressor and condenser coil.

Recommended Operating Conditions

- Conforms to NSF standard 7 TYPE II designed to operate in an air-conditioned environment where temperature and humidity do not exceed 80°F and 55% respectively.
- Must not be installed near ventilation systems, fans or exterior doors or windows that will disrupt the air curtain.
- Must not be installed in direct sunlight.
- In built-in applications, a distance of 6" is required on the front, back and top exterior for ventilation purposes.



EOMH-60-W-35-S



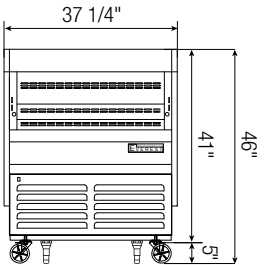
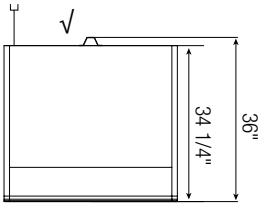
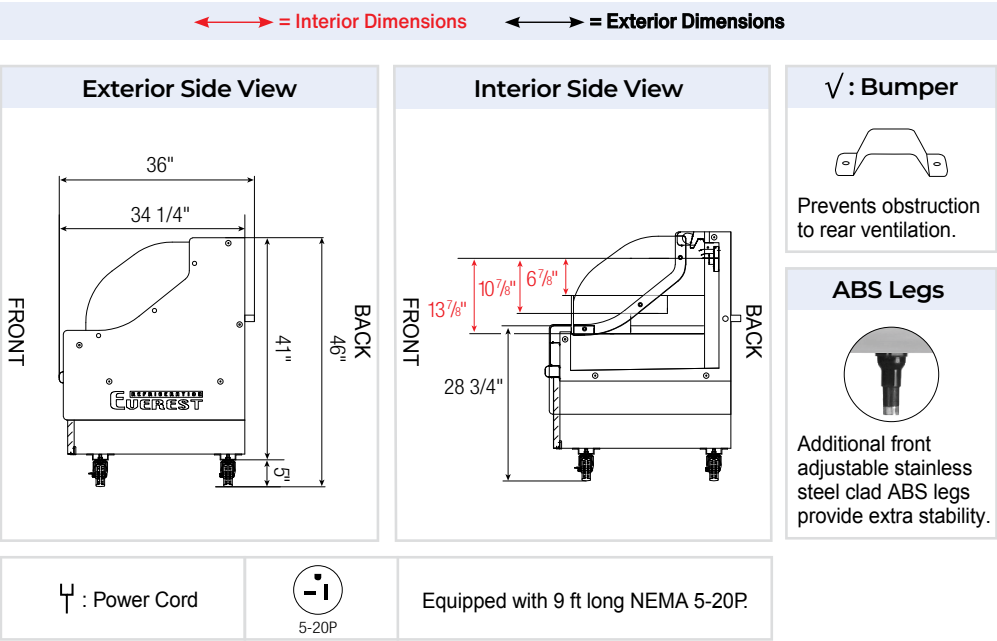
EOMH-60-B-35-S



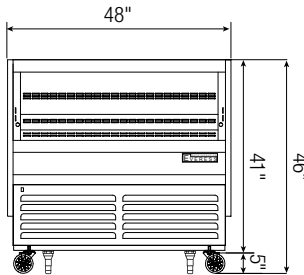
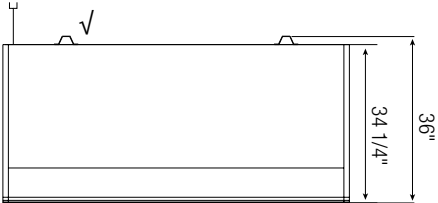
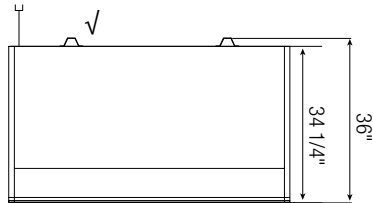
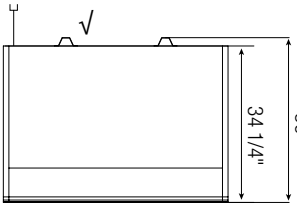
EOMH-72-W-35-S



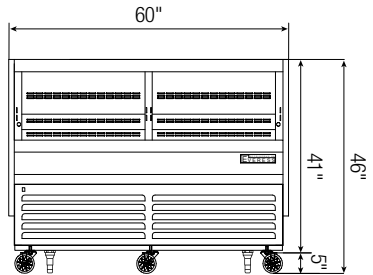
EOMH-72-B-35-S



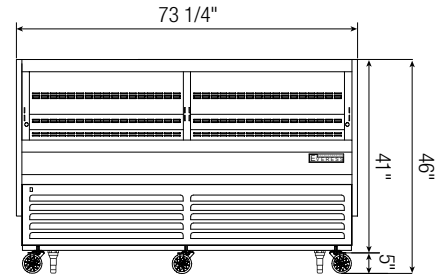
EOMH-36-W(B)-35-S



EOMH-48-W(B)-35-S



EOMH-60-W(B)-35-S



EOMH-72-W(B)-35-S

Model	Ref/ Frz/ Dual	Capacity (Cu. Ft.)	HP	Refrigerant	# of Shelves	Power (V-Hz-Ph)	Amps	NEMA Config.	Crated Weight (LBS)	Exterior Dimensions (Inches)		
										L	D	H*
EOMH-36-W(B)-35-S	Ref	6	1/2	R290	0	115-60-1	7	5-20P	445	37 1/4	34 1/4	41
EOMH-48-W(B)-35-S	Ref	7	3/4	R290	0	115-60-1	7.5	5-20P	531	48	34 1/4	41
EOMH-60-W(B)-35-S	Ref	9	1/2x2	R290	0	115-60-1	10	5-20P	644	60	34 1/4	41
EOMH-72-W(B)-35-S	Ref	11	3/4x2	R290	0	115-60-1	10	5-20P	750	73 1/4	34 1/4	41

* Height does not include 5" for casters. Ref = Refrigerator

Specifications subject to change without notice.

Product dimensions are for general purposes and not absolute value. Product capacity (P) is calculated based on standard industry figures. Slight variations may exist. If dimensions and capacity are critical, please contact Everest Refrigeration.

Laboratory Refrigerators & Freezers

BOTTOM AND BACK MOUNTED CONDENSING UNIT

LAB Series

REFRIGERATORS / FREEZERS

The industry's first inverter compressor-powered Laboratory Refrigerator & Freezer designed for the cold storage of scientific and medical samples with a temperature range of -10°F to 54°F. Inverter compressors provide the most reliable and stable cooling to ensure the safe storage of essential items. It comes in solid and glass door variations.



Features



Inverter Compressor
20% less energy consumption and precise, stable cooling.



Electronic Keypad Lock
Auto-locks for security. Opens with a code or keycard.



Data Logger & Monitor
Optional logger. Sends email/text alerts. Cloud/phone sync.



Blizzard R290
EPA/DOE approved, all-in-one, slide-out cooling cartridge.



Digital Control
Easy settings with audio and visual overheat alarm.



ECM Fan Motors
Electronically commutated motors require less energy.



All Stainless Steel
High quality finish with 2.5" thick thermal insulation.



Vacuum Relief Valve
Equalizes cabinet pressure for smooth door re-entry.



Energy Efficient LED
Silicone coated or shielded. High lumen rating, low heat.



Other Features
Self-closing doors, 3" or 5" swivel casters.



ETBR1-LAB

Cabinet Construction

- Heavy duty stainless steel interior/exterior with rounded corners for a hazard-free workspace.
- Open spaced interior with no walls between compartments.
- Galvanized steel top, bottom and rear.
- 2.5" thick high density polyurethane insulation.
- Deeper cabinet interior for more storage options.
- Four 5" swivel casters with locks on front set.
- Leg stabilizers standard for all models (does not apply to ETBR1-LAB).

Refrigeration System

- Bottom mounted, self-contained and fully detachable Blizzard R290 condensing unit uses environmentally friendly, EPA-compliant R290 refrigerant with zero (0) Ozone Depletion Potential (ODP) and three (3) Global Warming Potential (GWP). Blizzard R290 is easily replaceable and requires no on-site brazing.
- Inverter compressor offer consistent cooling, accurate temperature control, and up to 20% less energy usage.
- Electronically commutated (ECM) fan motors achieve rapid cooling with less energy consumption.
- Glycol-filled temperature probe ensures accurate temperature readings.
- Full-length air duct and airflow guard ensure optimal cold air circulation.
- Air circulation guard keeps floor vents from obstruction.
- Time-initiated and temperature-terminated auto defrost cycle for seamless operation.
- Large capacity, corrosion-resistant condenser and evaporator coils.
- Self-maintaining, energy-efficient condensate drain pan requires no external drains or electric heaters.
- High performance, auto-reverse condenser fan motor supports compressor ventilation and condenser coil cleaning.
- Pressure relief devices allow rapid cabinet re-entry.
- Pre-wired and ready to plug, 115V/60Hz/1Ph, NEMA 5-15P.

Lighting

- Energy efficient silicone coated and shatter-proof LED lighting provides bright, high color illumination with low heat output.

Doors

- Pre-installed electronic keypad lock with auto-lock feature.
- Stainless steel or double glass pane doors.
- 2.5" thick high density polyurethane insulation.
- Frame heaters prevent exterior moisture build up.
- Self-closing with adjustable torsion system for a positive seal.
- Snap-in magnetic gasket for ease of cleaning.
- High strength, recessed handles.
- Field reversible. (does not apply to ETBR1-LAB).

Shelving

- Two epoxy coated, steel wire shelves for model ETBR1-LAB.
- Three epoxy coated, steel wire shelves per section (for models EBWR1-LAB and EBR2-LAB).
- Four epoxy coated, steel wire shelves per section (for models EBGWR1-LAB and EBR2-LAB).
- Height adjustable stainless steel clips.

Temperature Control

- Multi-function digital controller with easy to read LED display.
- Factory preset temperature, 35°F. Temp-set range from 32°F to 54°F.
- Audible overheat protection alarm for compressor and condenser coil.

Options

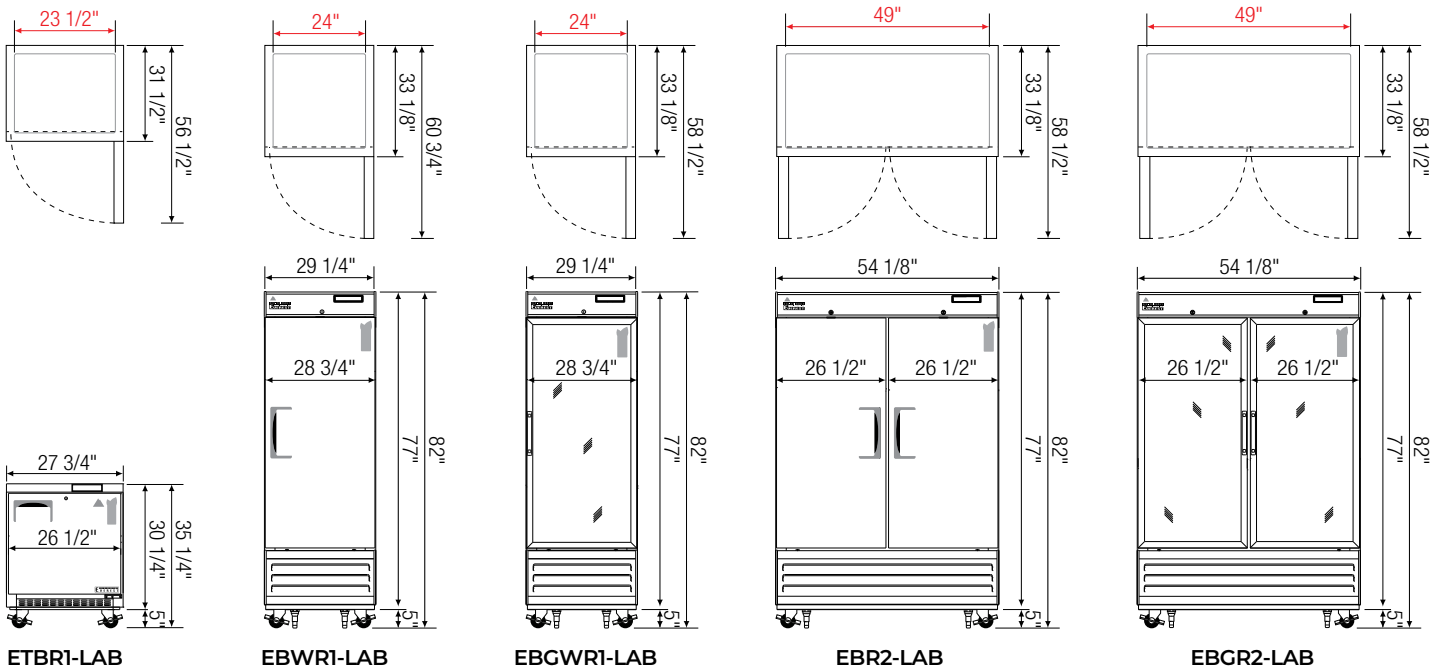
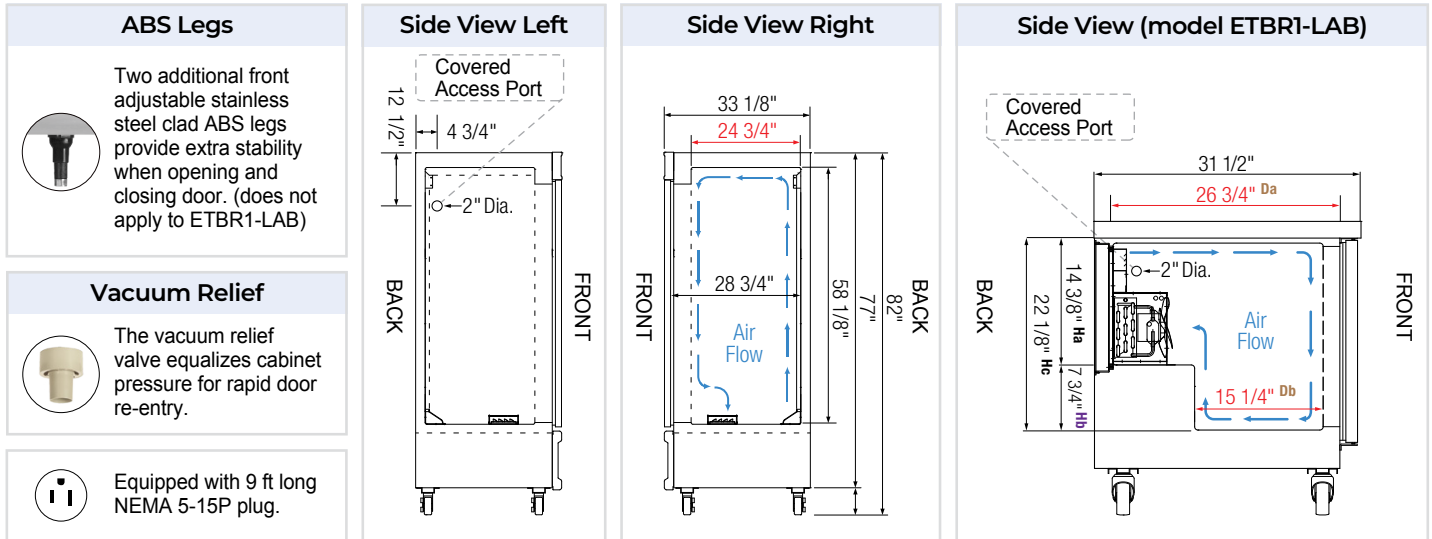
- WIFI Data Logger.
- Additional shelving.
- 3" swivel casters with locks.
- 3.5"-6" height-adjustable and interchangeable legs.
- Left hinged door.



EBWR1-LAB

EBGWR1-LAB

EBR2-LAB

EBGR2-LAB

Model	Ref/ Frz/ Dual	# of Doors	Capacity [†] (Cu. Ft.)	HP	BTU/HR [†]	Refrigerant	# of Shelves	Power (V-Hz-Ph)	Amps	Crated Weight (LBS)	Exterior Dimensions (Inches)		
											L	D	H*
ETBR1-LAB	Ref	1	7.5	1/3	869	R290	2	115-60-1	1.1	184	27 3/4	31 1/2	30 1/4
EBWR1-LAB	Ref	1	23	1/3	1,116	R290	3	115-60-1	1.2	341	29 1/4	33 1/8	77
EBGWR1-LAB	Ref	1	23	1/3	1,116	R290	4	115-60-1	1.4	625	29 1/4	33 1/8	77
EBR2-LAB	Ref	2	33	1/3	1,116	R290	6	115-60-1	1.8	520	54 1/8	33 1/8	77
EBGR2-LAB	Ref	2	33	1/3	1,116	R290	8	115-60-1	2.1	596	54 1/8	33 1/8	77

* Height does not include 5" for casters.

Ref = Refrigerator

† Based on evaporating temperature of 23°F (-5°C) & condensing temperature of 131°F (55°C) & 3000 RPM. The numbers are subject to change due to the nature of inverter compressors.

Specifications subject to change without notice.

Product dimensions are for general purposes and not absolute value. Product capacity (P) is calculated based on standard industry figures. Slight variations may exist. If dimensions and capacity are critical, please contact Everest Refrigeration.



ETBF1-LAB



EBWF1-LAB



EBF2-LAB

Cabinet Construction

- Heavy duty stainless steel interior/exterior with rounded corners for a hazard-free workspace.
- Open spaced interior with no walls between compartments.
- Galvanized steel top, bottom and rear.
- 2.5" thick high density polyurethane insulation.
- Deeper cabinet interior for more storage options.
- Four 5" swivel casters with locks on front set.
- Leg stabilizers standard for all models (does not apply to ETBF1-LAB).

Refrigeration System

- Bottom mounted, self-contained and fully detachable Blizzard R290 condensing unit uses environmentally friendly, EPA-compliant R290 refrigerant with zero (0) Ozone Depletion Potential (ODP) and three (3) Global Warming Potential (GWP). Blizzard R290 is easily replaceable and requires no on-site brazing.
- Inverter compressors offer consistent cooling, accurate temperature control, and up to 20% less energy usage.
- Electronically commutated (ECM) fan motors achieve rapid cooling with less energy consumption.
- Glycol-filled temperature probe ensures accurate temperature readings.
- Full-length air duct and airflow guard ensure optimal cold air circulation.
- Air circulation guard keeps floor vents from obstruction.
- Time-initiated and temperature-terminated auto defrost heater.
- Large capacity, corrosion-resistant condenser and evaporator coils.
- Self-maintaining, energy-efficient condensate drain pan requires no external drains or electric heaters.
- High performance, auto-reverse condenser fan motor supports compressor ventilation and condenser coil cleaning.
- Pressure relief devices allow rapid cabinet re-entry.
- Pre-wired and ready to plug, 115V/60Hz/1Ph, (NEMA 5-15P, for models ETBF1-LAB and EBWF1-LAB), (NEMA 5-20P for model EBF2-LAB).

Lighting

- Energy efficient silicone coated and shatter-proof LED lighting provides bright, high color illumination with low heat output.

Doors

- Pre-installed electronic keypad lock with auto-lock feature.
- Heavy duty stainless steel interior/exterior.
- 2.5" thick high density polyurethane insulation.
- Frame heaters prevent exterior moisture build up.
- Self-closing with adjustable torsion system for a positive seal.
- Snap-in magnetic gasket for ease of cleaning.
- High strength, recessed handles.
- Field reversible. (does not apply to ETBF1-LAB).

Shelving

- Two epoxy coated, steel wire shelves for model ETBF1-LAB.
- Three epoxy coated, steel wire shelves per section (for models EBWF1-LAB and EBF2-LAB).
- Height adjustable stainless steel clips.

Temperature Control

- Multi-function digital controller with easy to read LED display.
- Factory preset temperature, -4°F. Temp-set range from -10°F to 54°F.
- Audible overheat protection alarm for compressor and condenser coil.

Options

- WIFI Data Logger.
- Additional shelving.
- 3" swivel casters with locks.
- 3.5"-6" height-adjustable and interchangeable legs.
- Left hinged door.

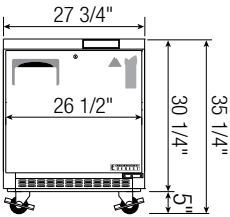
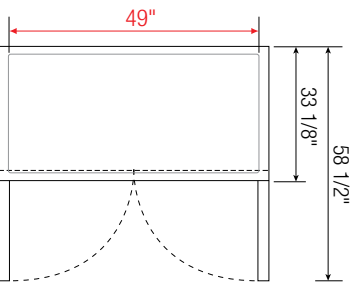
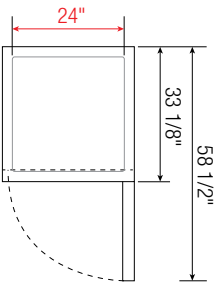
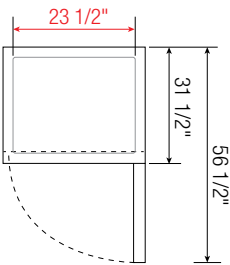
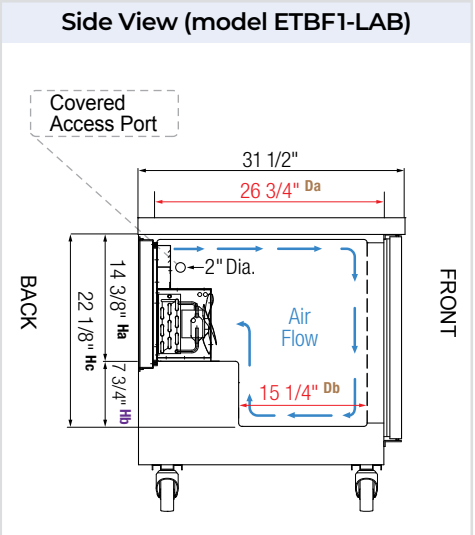
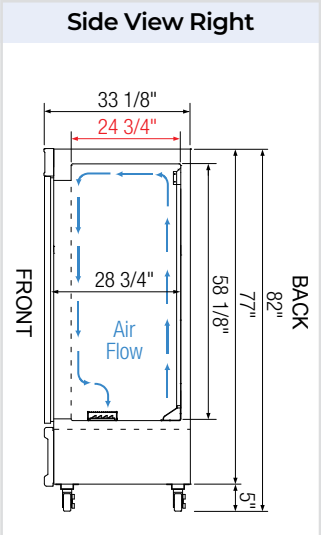
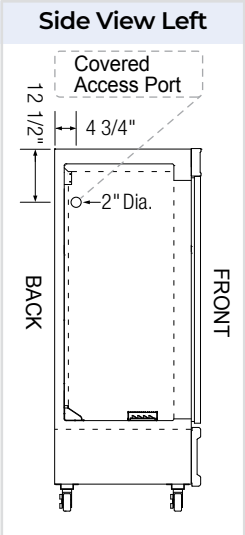
↔ = Interior Dimensions ↔ = Exterior Dimensions

ABS Legs

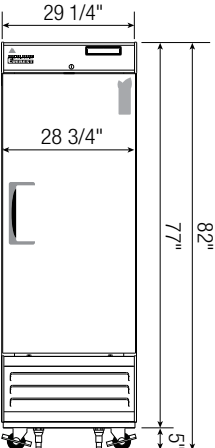
Two additional front adjustable stainless steel clad ABS legs provide extra stability when opening and closing door. (does not apply to ETBF1-LAB)

Equipped with 9 ft long NEMA 5-15P plug. (models ETBF1-LAB, and EBWF1-LAB)

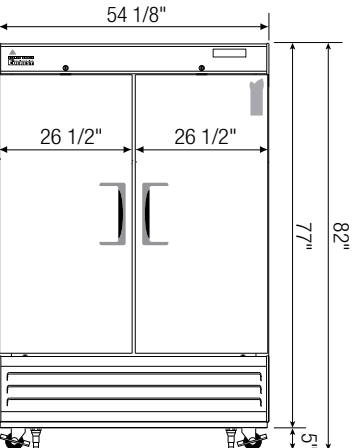
Equipped with NEMA 5-20P plug. (model EBF2-LAB)



ETBF1-LAB



EBWF1-LAB



EBF2-LAB

Model	Ref/ Frz/ Dual	# of Doors	Capacity▶ (Cu. Ft.)	HP	BTU/HR [†]	Refrigerant	# of Shelves	Power (V-Hz-Ph)	Amps	Crated Weight (LBS)	Exterior Dimensions (Inches)		
											L	D	H [*]
ETBF1-LAB	Frz	1	7.5	1/3	1,116	R290	2	115-60-1	1.4	195	27 3/4	31 1/2	30 1/4
EBWF1-LAB	Frz	1	23	1/2	1,404	R290	3	115-60-1	1.6	348	29 1/4	33 1/8	77
EBF2-LAB	Frz	2	33	1/2x2	1,404x2	R290	6	115-60-1	3.3	590	54 1/8	33 1/8	77

^{*} Height does not include 5" for casters.

[†] Based on evaporating temperature of 23°F (-5°C) & condensing temperature of 131°F (55°C) & 3000 RPM. The numbers are subject to change due to the nature of inverter compressors.

Frz = Freezer

Specifications subject to change without notice.

Product dimensions are for general purposes and not absolute value. Product capacity (▶) is calculated based on standard industry figures. Slight variations may exist. If dimensions and capacity are critical, please contact Everest Refrigeration.

Chromatography Refrigerators

BOTTOM MOUNTED CONDENSING UNIT	LAB Series
--------------------------------	------------

REFRIGERATORS

The Chromatography Refrigerator series is well suited for laboratory use. They feature access ports for external lines and an in-cabinet power outlet for mixers, shakers and other lab tools. It comes with double-pane, UV-reflective, low-emissivity glass sliding or swing doors as well as vivid, low-heat LED lighting.



Features



Access Ports
Two lockable access ports for running external lines.



Interior GFCI Outlet
In-cabinet outlet for powering mixers, shakers, etc.



NEMA 5-15 Plugs
Two pre-wired 9 ft cords for main power & interior outlet.



Manual Door Lock
Standard and pre-installed for all sliding door models.



Health Timer Lock
Optional and pre-installed for most swing door models.



Blizzard R290
EPA/DOE approved, all-in-one, slide-out cooling cartridge.



Digital Control
Easy settings with audio and visual overheat alarm.



ECM Fan Motors
Electronically commutated motors require less energy.



Energy Efficient LED
Shielded LED bar. High lumen, low heat.



Other Features
2.5" thick insulation, self-closing door, optional casters.

Chromatography Refrigerators

SWING DOORS LAB SERIES



EMGR24C



EMSGR33C



EMSGR48C



EMSGR69C

Cabinet Construction

- Heavy duty white coated steel interior/exterior.
- Open spaced interior with no walls between compartments.
- Stainless steel floor interior has rounded corners and detachable drain plug for ease of cleaning.
- 2.5" thick high density polyurethane insulation.
- Four height adjustable screw legs (six legs for model EMSGR69C).

Refrigeration System

- Bottom mounted, self-contained and fully detachable Blizzard R290 condensing unit uses environmentally friendly, EPA-compliant R290 refrigerant with zero (0) Ozone Depletion Potential (ODP) and three (3) Global Warming Potential (GWP). Blizzard R290 is easily replaceable and requires no on-site brazing.
- Electronically commutated (ECM) fan motors achieve rapid cooling with less energy consumption.
- Full-length air duct ensures optimal cold air distribution.
- Air circulation guard keeps floor vents from obstruction.
- Time-initiated and temperature-terminated auto defrost cycle for seamless operation.
- Large capacity, corrosion-resistant condenser and evaporator coils.
- Self-maintaining, energy-efficient condensate drain pan requires no external drains or electric heaters.
- High performance, auto-reverse condenser fan motor supports compressor ventilation and condenser coil cleaning.
- Pre-wired and ready to plug, 115V/60Hz/1Ph, NEMA 5-15P.

Lighting

- Shielded LED bar lighting with on/off switch provides bright, high color illumination at lower heat output.

Doors

- Low emissivity double glass panes reflect UV rays for efficient cooling.
- Black PVC frames.
- Self-closing with adjustable torsion system for a positive seal.
- Snap-in magnetic gasket for ease of cleaning.
- High strength, die-cast handles.

Shelving

- Four epoxy coated, steel wire shelves with airflow guard per section.
- Height adjustable stainless steel clips.

Temperature Control

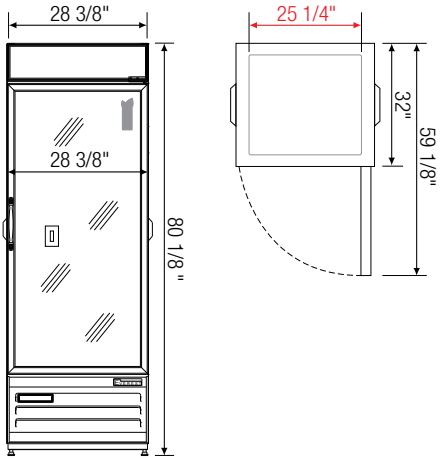
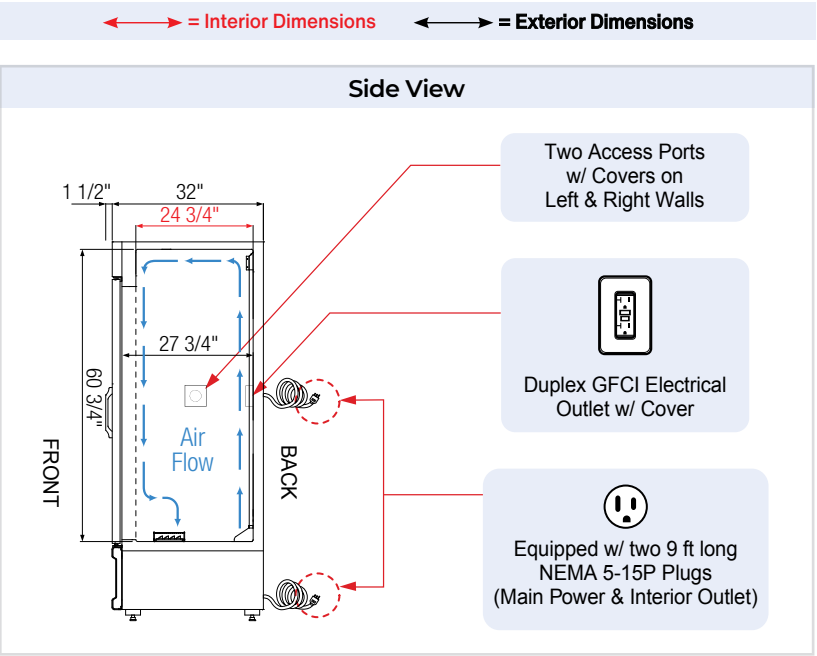
- Multi-function digital controller with easy to read LED display.
- Factory preset temperature, 35°F. Temp-set range from 33°F to 54°F.
- Audible overheat protection alarm for compressor and condenser coil.

Chromatography Features

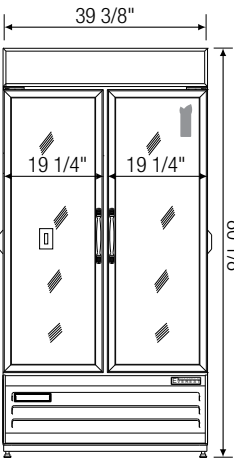
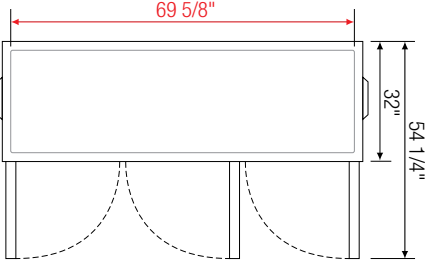
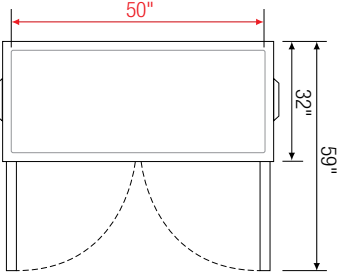
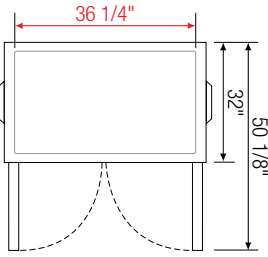
- Two access ports (one on each side wall) for running lines or cords. Includes heavy duty covers with lockable tabs.
- Duplex GFCI electrical outlet inside cabinet interior provides power for stirring devices and other equipment. Includes water proof cover.

Options

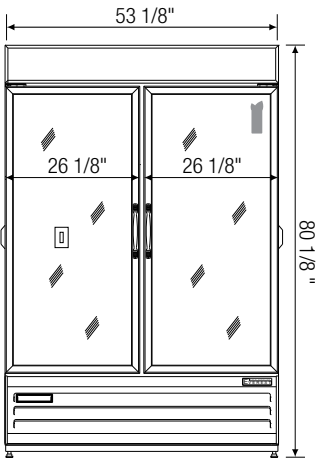
- Additional shelving.
- 5" or 3" swivel casters with locks on front set.
- 3.5"–6" height-adjustable and interchangeable legs.
- NAMA certified, NSF compliant Health Timer Lock (does not apply to model EMSGR69C).



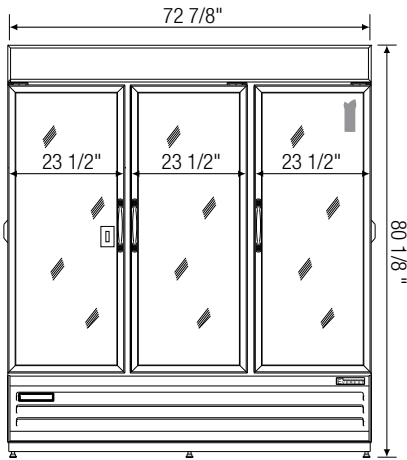
EMGR24C



EMSGR33C



EMSGR48C



EMSGR69C

Model	Ref/ Frz/ Dual	# of Doors	Capacity† (Cu. Ft.)	HP	BTU/HR†	Refrigerant	# of Shelves	Power (V-Hz-Ph)	Amps	Crated Weight (LBS)	Exterior Dimensions (Inches)		
											L ^a	D [*]	H
EMGR24C	Ref	1 (swing)	25	1/3	2,311	R290	4	115-60-1	2.5	334	28 3/8	32	80 1/8
EMSGR33C	Ref	2 (swing)	36	1/3	2,311	R290	8	115-60-1	2.5	435	39 3/8	32	80 1/8
EMSGR48C	Ref	2 (swing)	50	1/2	3,563	R290	8	115-60-1	6	524	53 1/8	32	80 1/8
EMSGR69C	Ref	3 (swing)	71	3/4	4,445	R290	12	115-60-1	7	700	72 7/8	32	80 1/8

* Exterior depth of swing door units does not include 1 1/2" for door handles. Ref = Refrigerator
† Based on evaporating temperature of 23°F (-5°C) & condensing temperature of 131°F (55°C).
a Exterior length does not include protruding access ports.

Specifications subject to change without notice.
Product dimensions are for general purposes and not absolute value. Product capacity (†) is calculated based on standard industry figures. Slight variations may exist. If dimensions and capacity are critical, please contact Everest Refrigeration.

Chromatography Refrigerators

SLIDING DOORS LAB SERIES



EMGR33C



EMGR48C



EMGR69C

Cabinet Construction

- Heavy duty white coated steel interior/exterior.
- Open spaced interior with no walls between compartments.
- Stainless steel floor interior has rounded corners and detachable drain plug for ease of cleaning.
- 2.5" thick high density polyurethane insulation.
- Four height adjustable screw legs (six legs for models EMGR69C).

Refrigeration System

- Bottom mounted, self-contained and fully detachable Blizzard R290 condensing unit uses environmentally friendly, EPA-compliant R290 refrigerant with zero (0) Ozone Depletion Potential (ODP) and three (3) Global Warming Potential (GWP). Blizzard R290 is easily replaceable and requires no on-site brazing.
- Electronically commutated (ECM) fan motors achieve rapid cooling with less energy consumption.
- Full-length air duct ensures optimal cold air distribution.
- Air circulation guard keeps floor vents from obstruction.
- Time-initiated and temperature-terminated auto defrost cycle for seamless operation.
- Large capacity, corrosion-resistant condenser and evaporator coils.
- Self-maintaining, energy-efficient condensate drain pan requires no external drains or electric heaters.
- High performance, auto-reverse condenser fan motor supports compressor ventilation and condenser coil cleaning.
- Pre-wired and ready to plug, 115V/60Hz/1Ph, NEMA 5-15P.

Lighting

- Shielded LED bar lighting with on/off switch provides bright, high color illumination at lower heat output.

Doors

- Low emissivity double glass panes reflect UV rays for efficient cooling.
- Black PVC frames.
- Self-closing with heavy duty door bumpers for impact absorption.
- Removable doors and door tracks for ease of cleaning.
- Pre-installed locks keep your items safe from theft.

Shelving

- Four epoxy coated, steel wire shelves with airflow guard per section.
- Height adjustable stainless steel clips.

Temperature Control

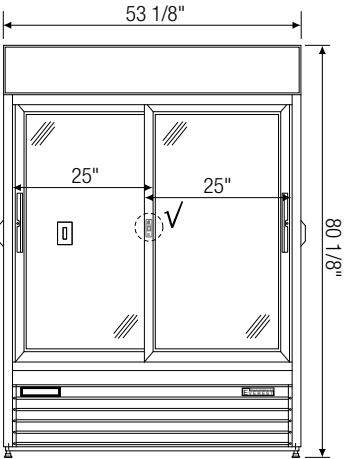
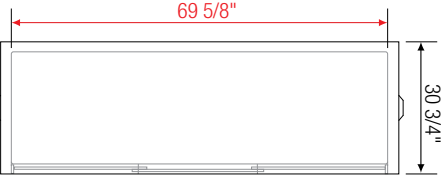
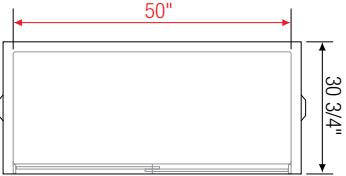
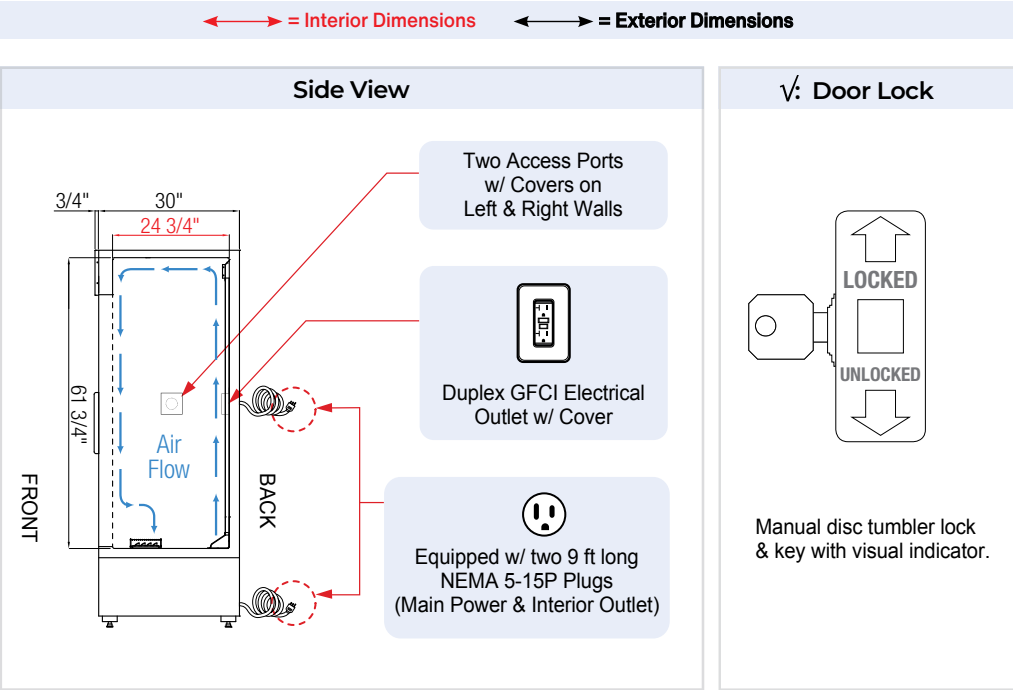
- Multi-function digital controller with easy to read LED display.
- Factory preset temperature, 35°F. Temp-set range from 33°F to 54°F.
- Audible overheat protection alarm for compressor and condenser coil.

Chromatography Features

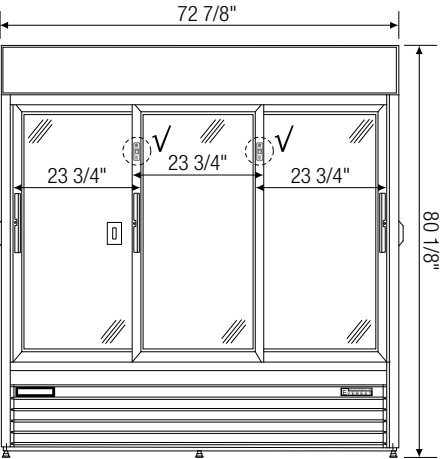
- Two access ports (one on each side wall) for running lines or cords. Includes heavy duty covers with lockable tabs.
- Duplex GFCI electrical outlet inside cabinet interior provides power for stirring devices and other equipment. Includes water proof cover.

Options

- Additional shelving.
- 5" or 3" swivel casters with locks on front set.
- 3.5"-6" height-adjustable and interchangeable legs.



EMGR48C



EMGR69C

Model	Ref/ Frz/ Dual	# of Doors	Capacity [†] (Cu. Ft.)	HP	BTU/HR [†]	Refrigerant	# of Shelves	Power (V-Hz-Ph)	Amps	Crated Weight (LBS)	Exterior Dimensions (Inches)		
											L [*]	D	H
EMGR33C	Ref	2 (sliding)	33	1/3	2,311	R290	8	115-60-1	2.5	418	39 3/8	30 3/4	80 1/8
EMGR48C	Ref	2 (sliding)	48	1/2	3,563	R290	8	115-60-1	6	535	53 1/8	30 3/4	80 1/8
EMGR69C	Ref	3 (sliding)	69	3/4	4,445	R290	12	115-60-1	7	687	72 7/8	30 3/4	80 1/8

^{*} Exterior length does not include protruding access ports. Ref = Refrigerator

[†] Based on evaporating temperature of 23°F (-5°C) & condensing temperature of 131°F (55°C).

Specifications subject to change without notice.

Product dimensions are for general purposes and not absolute value. Product capacity (†) is calculated based on standard industry figures. Slight variations may exist. If dimensions and capacity are critical, please contact Everest Refrigeration.

Undercounters

BACK MOUNTED CONDENSING UNIT	ETB Series
------------------------------	------------

REFRIGERATORS / FREEZERS

The Back Mounted Undercounter series is designed to fit under counters or be used as a tabletop workspace. Its front-breathing condensing unit allows installation against walls or in counters. It comes in solid door and drawer variations.



Features



Front Breathing
Allows installation against walls or in counters.



Blizzard R290
EPA/DOE approved, all-in-one, slide-out cooling cartridge.



Digital Control
Easy settings with audio and visual overheat alarm.



ECM Fan Motors
Electronically commutated motors require less energy.



All Stainless Steel
High quality finish with 2.5" thick thermal insulation.



Vacuum Relief Valve
Equalizes cabinet pressure for smooth door re-entry.



Optional Backsplash
Pre-installed & sealed 4" high stainless steel barrier.



Optional Overshelf
Stainless steel double overshelf for additional storage.



Other Features
LED lighting, lockable door, 3" or 5" swivel casters.

Back Mount Undercounter Refrigerators

BACK MOUNTED CONDENSING UNIT ETB SERIES



ETBR1

ETBSR2



ETBR2



ETBWR2



ETBR3

Cabinet Construction

- Heavy duty stainless steel interior/exterior with rounded corners for a hazard-free workspace.
- Open spaced interior with no walls between compartments.
- 16 gauge, high quality stainless steel worktop.
- Galvanized steel bottom and rear.
- 2.5" thick high density polyurethane insulation.
- Four 5" swivel casters with locks on front set.

Refrigeration System

- Back mounted, self-contained and fully detachable Blizzard R290 condensing unit uses environmentally friendly, EPA-compliant R290 refrigerant with zero (0) Ozone Depletion Potential (ODP) and three (3) Global Warming Potential (GWP). Blizzard R290 is easily replaceable and requires no on-site brazing.
- Front air breathing for flexibility in installation.
- Electronically commutated (ECM) fan motors achieve rapid cooling with less energy consumption.
- Full-length air duct ensures optimal cold air circulation.
- Time-initiated and temperature-terminated auto defrost cycle for seamless operation.
- Large capacity, corrosion-resistant condenser and evaporator coils.
- Self-maintaining, energy-efficient condensate drain pan requires no external drains or electric heaters.
- High performance, auto-reverse condenser fan motor supports compressor ventilation and condenser coil cleaning.
- Pressure relief devices allow rapid cabinet re-entry.
- Pre-wired and ready to plug, 115V/60Hz/1Ph, NEMA 5-15P.

Doors

- Heavy duty stainless steel interior/exterior.
- 2.5" thick high density polyurethane insulation.
- Frame heaters prevent exterior moisture build up.
- Self-closing with adjustable torsion system for a positive seal.
- Snap-in magnetic gasket for ease of cleaning.
- High strength, recessed handles.
- Pre-installed locks keep your items safe from theft.

Shelving

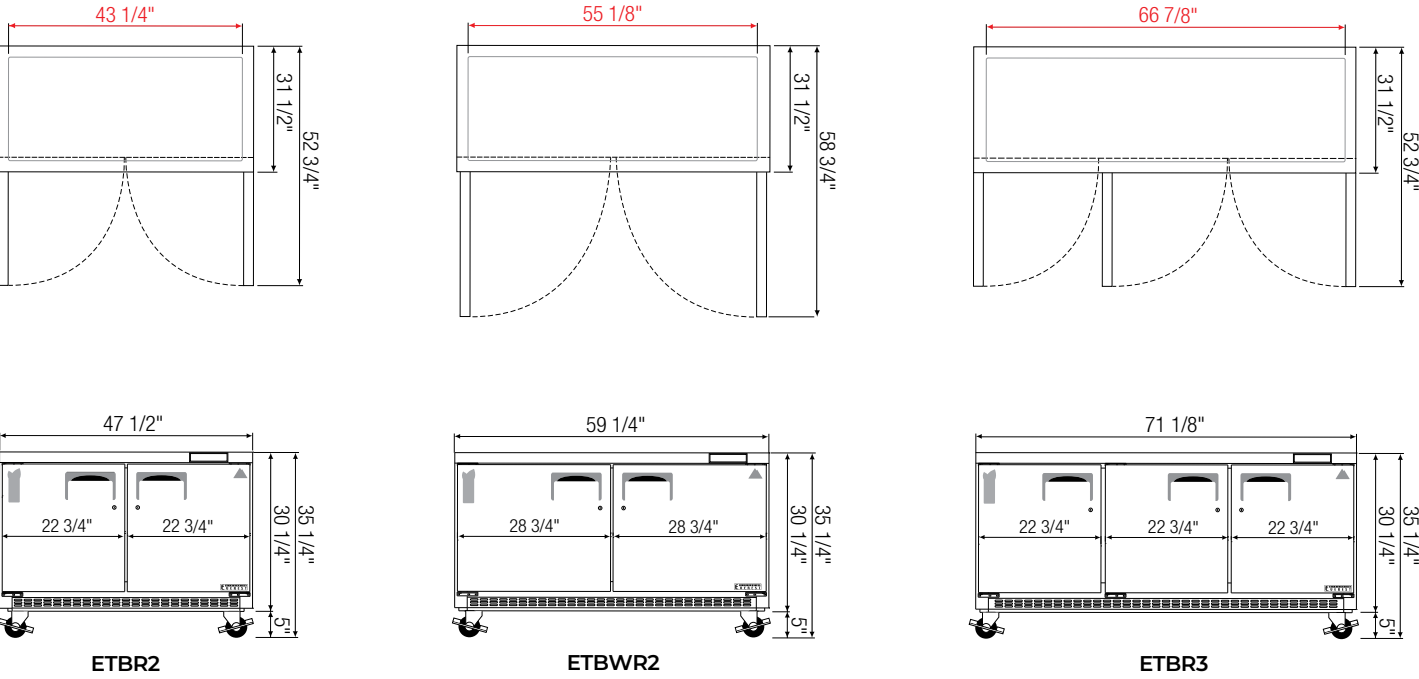
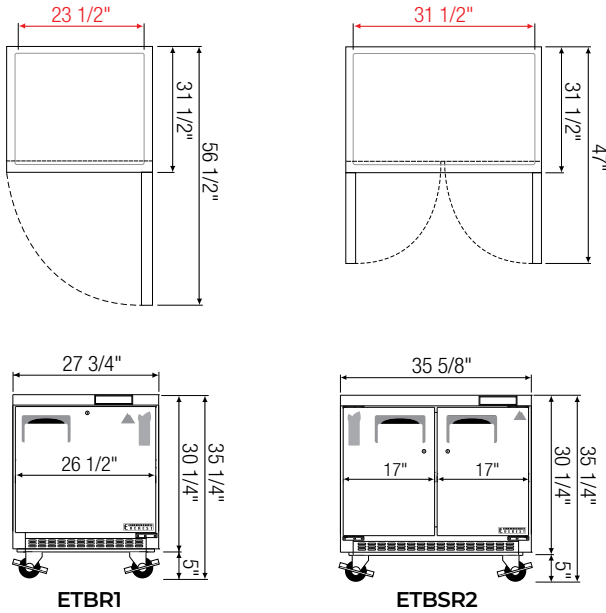
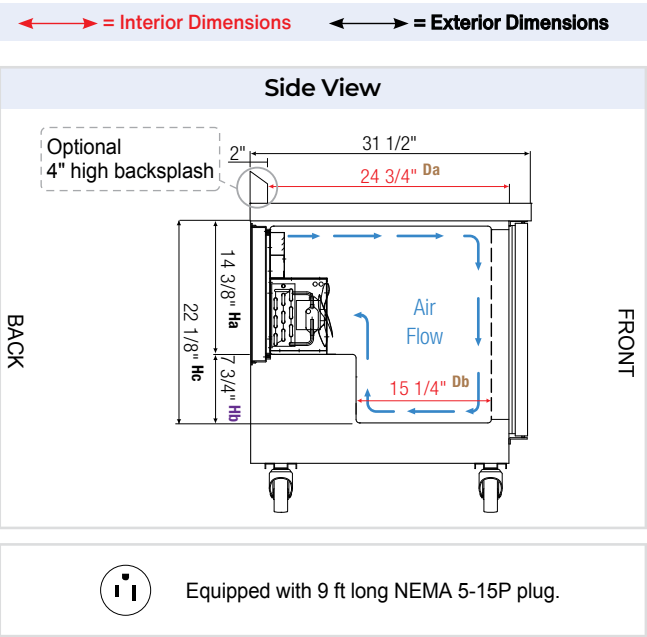
- Two one epoxy coated, steel wire shelves per section.
- Height adjustable stainless steel clips.

Temperature Control

- Multi-function digital controller with easy to read LED display.
- Factory preset temperature, 35°F. Temp-set range from 33°F to 54°F.
- Audible overheat protection alarm for compressor and condenser coil.

Options

- 4" high stainless steel backsplash for worktop application.
- NSF certified stainless steel double overshelf (does not apply to ETBR1).
- Additional shelving.
- 3" swivel casters with locks.
- 3.5"-6" height-adjustable and interchangeable legs.
- Left hinged door (applies to model ETBR1).



Model	Ref/ Frz/ Dual	# of Doors	Capacity (Cu. Ft.)	HP	BTU/HR †	Refrigerant	# of Shelves	Power (V-Hz-Ph)	Amps	Crated Weight (LBS)	Exterior Dimensions (Inches)		
											L	D	H*
ETBR1	Ref	1	7.5	1/5	1,655	R290	2	115-60-1	2.5	184	27 3/4	31 1/2	30 1/4
ETBSR2	Ref	2	10	1/5	1,655	R290	4	115-60-1	2.6	216	35 5/8	31 1/2	30 1/4
ETBR2	Ref	2	14	1/5	1,655	R290	4	115-60-1	2.6	256	47 1/2	31 1/2	30 1/4
ETBWR2	Ref	2	18	1/4+	1,926	R290	4	115-60-1	3.5	306	59 1/4	31 1/2	30 1/4
ETBR3	Ref	3	22	1/3	2,311	R290	6	115-60-1	3.7	359	71 1/8	31 1/2	30 1/4

* Height does not include 5" for casters. Ref = Refrigerator

† Based on evaporating temperature of 23°F (-5°C) & condensing temperature of 131°F (55°C).

Da, Db Interior Depth Ha, Hb, Hc Interior Height

Specifications subject to change without notice.

Product dimensions are for general purposes and not absolute value. Product capacity () is calculated based on standard industry figures. Slight variations may exist. If dimensions and capacity are critical, please contact Everest Refrigeration.

Drawered Undercounter Refrigerators

BACK MOUNTED CONDENSING UNIT ETB SERIES



ETBR1-D2 ETBSR2-D2



ETBR2-D4



ETBWR2-D4



ETBR3-D2

Cabinet Construction

- Heavy duty stainless steel interior/exterior with rounded corners for a hazard-free workspace.
- Open spaced interior with no walls between compartments.
- 16 gauge, high quality stainless steel worktop.
- Galvanized steel bottom and rear.
- 2.5" thick high density polyurethane insulation.
- Four 5" swivel casters with locks on front set.

Refrigeration System

- Back mounted, self-contained and fully detachable Blizzard R290 condensing unit uses environmentally friendly, EPA-compliant R290 refrigerant with zero (0) Ozone Depletion Potential (ODP) and three (3) Global Warming Potential (GWP). Blizzard R290 is easily replaceable and requires no on-site brazing.
- Front air breathing for flexibility in installation.
- Electronically commutated (ECM) fan motors achieve rapid cooling with less energy consumption.
- Full-length air duct ensures optimal cold air circulation.
- Time-initiated and temperature-terminated auto defrost cycle for seamless operation.
- Large capacity, corrosion-resistant condenser and evaporator coils.
- Self-maintaining, energy-efficient condensate drain pan requires no external drains or electric heaters.
- High performance, auto-reverse condenser fan motor supports compressor ventilation and condenser coil cleaning.
- Pressure relief devices allow rapid cabinet re-entry.
- Pre-wired and ready to plug, 115V/60Hz/1Ph, NEMA 5-15P.

Doors & Drawers

- Heavy duty stainless steel interior/exterior.
- 2.5" thick high density polyurethane insulation.
- Thick gauge drawer frames with low-friction ball bearings.
- Self-closing door (applies to model ETBR3-D2).
- Snap-in magnetic gaskets for ease of cleaning.
- High strength, recessed handles.

Shelving

- Two epoxy coated, steel wire shelves (applies to model ETBR3-D2).
- Drawer pans not included. See table for drawer pan capacity.

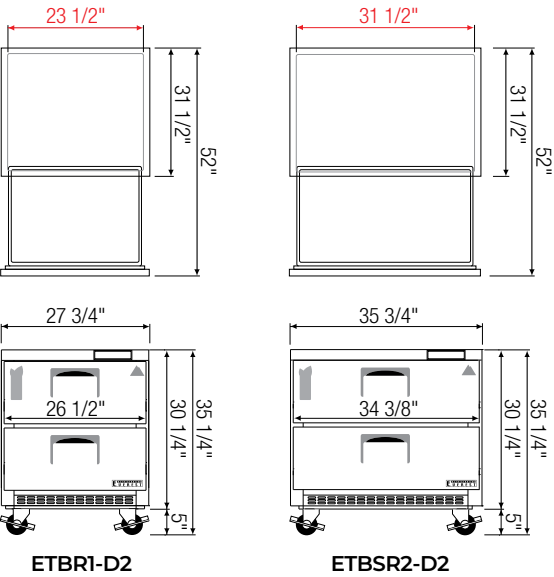
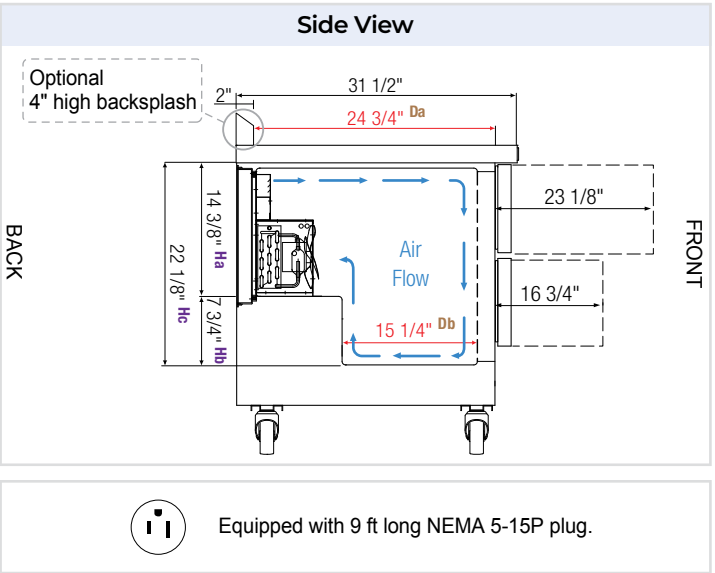
Temperature Control

- Multi-function digital controller with easy to read LED display.
- Factory preset temperature, 35°F. Temp-set range from 33°F to 54°F.
- Audible overheat protection alarm for compressor and condenser coil.

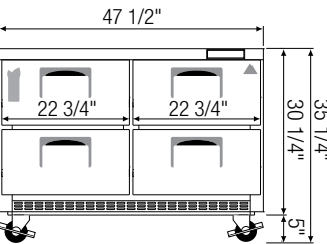
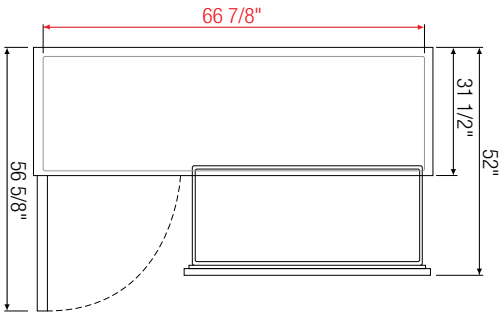
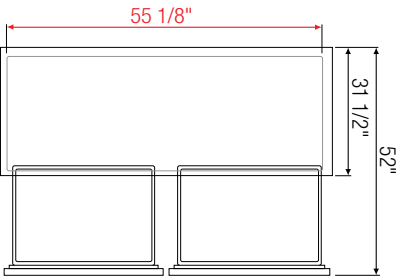
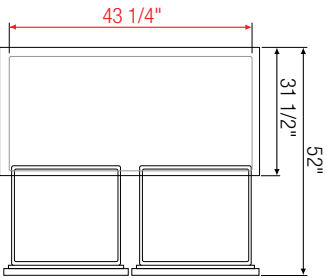
Options

- 4" high stainless steel backsplash for worktop application.
- NSF certified stainless steel double overshelf (does not apply to ETBR1-D2).
- Additional shelving (applies to model ETBR3-D2).
- 3" swivel casters with locks.
- 3.5"-6" height-adjustable and interchangeable legs.

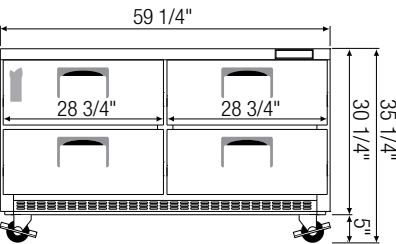
↔ = Interior Dimensions ↔ = Exterior Dimensions



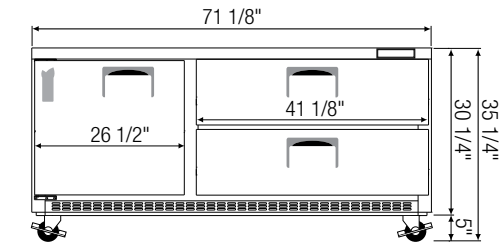
ETBR1-D2 ETBSR2-D2



ETBR2-D4



ETBWR2-D4



ETBR3-D2

Model	Ref/ Frz/ Dual	# of Doors	Capacity [†] (Cu. Ft.)	HP	BTU/HR [†]	Refrigerant	# of Shelves	# of ^a Pans	Power (V-Hz-Ph)	Amps	Crated Weight (LBS)	Exterior Dimensions (Inches)		
												L	D	H [*]
ETBR1-D2	Ref	2(DR)	7.5	1/5	1,655	R290	N/A	1/2 x 4 1/4 x 2	115-60-1	2.5	204	27 3/4	31 1/2	30 1/4
ETBSR2-D2	Ref	2(DR)	10	1/5	1,655	R290	N/A	1/2x4, 1/3x2 1/4x2, 1/6x1	115-60-1	2.6	235	35 5/8	31 1/2	30 1/4
ETBR2-D4	Ref	4(DR)	14	1/5	1,655	R290	N/A	1/2x4, 1/3x4 1/4x2, 1/6x2	115-60-1	2.6	299	47 1/2	31 1/2	30 1/4
ETBWR2-D4	Ref	4(DR)	18	1/4+	1,926	R290	N/A	1/2x4, 1/3x8 1/4x2, 1/6x4	115-60-1	3.5	349	59 1/4	31 1/2	30 1/4
ETBR3-D2	Ref	1(D) 2(DR)	22	1/3	2,311	R290	2	1/2x2, 1/3x8 1/4x1, 1/6x4	115-60-1	3.7	374	71 1/8	31 1/2	30 1/4

* Height does not include 5" for casters.

† Based on evaporating temperature of 23°F (-5°C) & condensing temperature of 131°F (55°C).

^a Drawer pans are not included.

Da, Db Interior Depth Ha, Hb Interior Height

Specifications subject to change without notice.

Product dimensions are for general purposes and not absolute value. Product capacity (†) is calculated based on standard industry figures. Slight variations may exist. If dimensions and capacity are critical, please contact Everest Refrigeration.

Ref = Refrigerator | (DR) = Drawer | (D) = Door

Back Mount Undercounter Freezers

BACK MOUNTED CONDENSING UNIT ETB SERIES



ETBF1 ETBSF2

Cabinet Construction

- Heavy duty stainless steel interior/exterior with rounded corners for a hazard-free workspace.
- Open spaced interior with no walls between compartments.
- 16 gauge, high quality stainless steel worktop.
- Galvanized steel bottom and rear.
- 2.5" thick high density polyurethane insulation.
- Four 5" swivel casters with locks on front set.

Refrigeration System

- Bottom mounted, self-contained and fully detachable Blizzard R290 condensing unit uses environmentally friendly, EPA-compliant R290 refrigerant with zero (0) Ozone Depletion Potential (ODP) and three (3) Global Warming Potential (GWP). Blizzard R290 is easily replaceable and requires no on-site brazing.
- Front air breathing for flexibility in installation.
- Electronically commutated (ECM) fan motors achieve rapid cooling with less energy consumption.
- Full-length air duct and airflow guard ensure optimal cold air circulation.
- Time-initiated and temperature-terminated defrost cycle with defrost heater.
- Large capacity, corrosion-resistant condenser and evaporator coils.
- Self-maintaining, energy-efficient condensate drain pan requires no external drains or electric heaters.
- High performance, auto-reverse condenser fan motor supports compressor ventilation and condenser coil cleaning.
- Pressure relief devices allow rapid cabinet re-entry.
- Pre-wired and ready to plug, 115V/60Hz/1Ph, NEMA 5-15P.

Doors

- Heavy duty stainless steel interior/exterior.
- 2.5" thick high density polyurethane insulation.
- Frame heaters prevent exterior moisture build up.
- Self-closing with adjustable torsion system for a positive seal.
- Snap-in magnetic gasket for ease of cleaning.
- High strength, recessed handles.
- Pre-installed locks keep your items safe from theft.

Shelving

- Two epoxy coated, steel wire shelves per section.
- Height adjustable stainless steel clips.

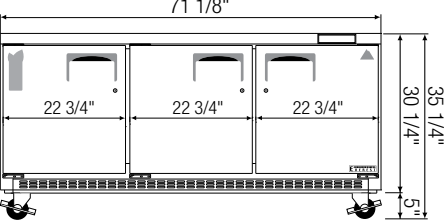
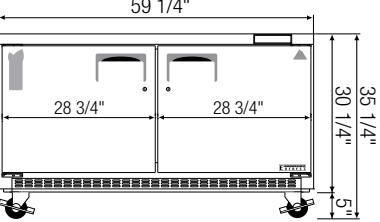
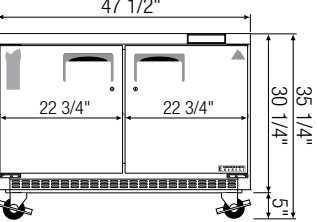
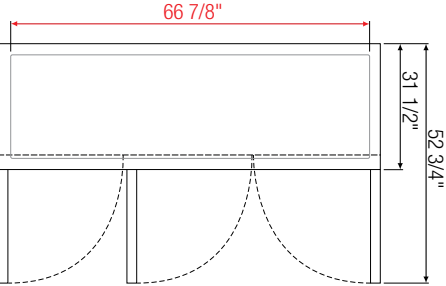
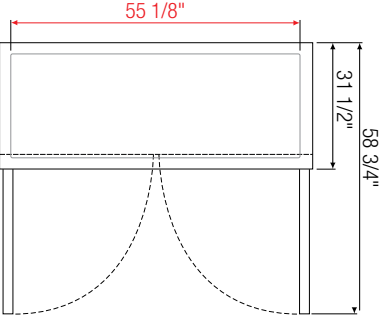
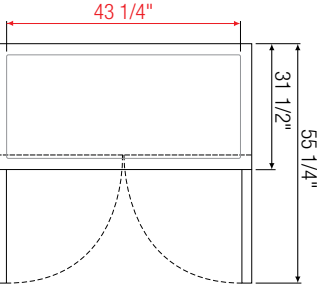
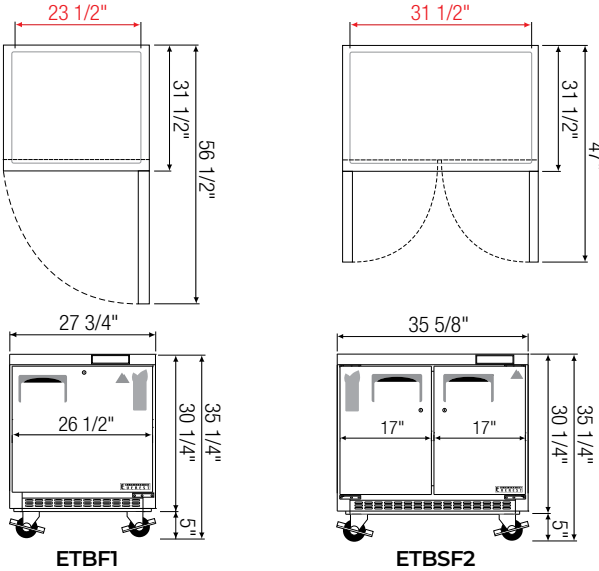
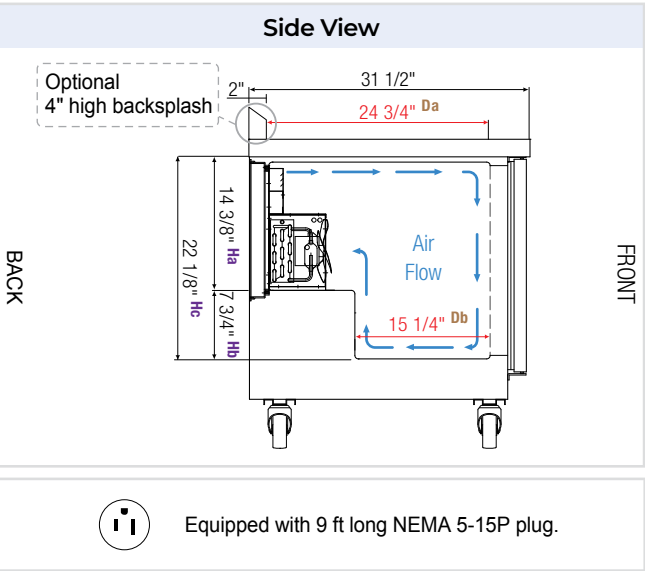
Temperature Control

- Multi-function digital controller with easy to read LED display.
- Factory preset temperature, -4°F. Temp-set range from -10°F to 54°F.
- Audible overheat protection alarm for compressor and condenser coil.

Options

- 4" high stainless steel backsplash for worktop application.
- NSF certified stainless steel double overshelf (does not apply to ETBF1).
- Additional shelving.
- 3" swivel casters with locks.
- 3.5"-6" height-adjustable and interchangeable legs.
- Left hinged door (applies to model ETBF1).

↔ = Interior Dimensions ↔ = Exterior Dimensions



ETBF2



ETBWF2



ETBF3

Model	Ref/ Frz/ Dual	# of Doors	Capacity† (Cu. Ft.)	HP	BTU/HR †	Refrigerant	# of Shelves	Power (V-Hz-Ph)	Amps	Crated Weight (LBS)	Exterior Dimensions (Inches)		
											L	D	H*
ETBF1	Frz	1	7.5	1/3+	1,360	R290	2	115-60-1	4.7	195	27 3/4	31 1/2	30 1/4
ETBSF2	Frz	2	10	1/3+	1,360	R290	4	115-60-1	4.7	231	35 5/8	31 1/2	30 1/4
ETBF2	Frz	2	14	1/2	1,670	R290	4	115-60-1	4.5	269	47 1/2	31 1/2	30 1/4
ETBWF2	Frz	2	18	1/2	1,670	R290	4	115-60-1	4.5	320	59 1/4	31 1/2	30 1/4
ETBF3	Frz	3	22	1/2	1,670	R290	6	115-60-1	5	363	71 1/8	31 1/2	30 1/4

★ Height does not include 5" for casters. Frz = Freezer

† Based on evaporating temperature of 23°F (-5°C) & condensing temperature of 131°F (55°C).

Da, Db Interior Depth Ha, Hb, Hc Interior Height

Specifications subject to change without notice.

Product dimensions are for general purposes and not absolute value. Product capacity (†) is calculated based on standard industry figures. Slight variations may exist. If dimensions and capacity are critical, please contact Everest Refrigeration.

Undercounters

SIDE MOUNTED CONDENSING UNIT	ET Series
------------------------------	-----------

REFRIGERATORS / FREEZERS / DUAL TEMPS

The Side Mounted Undercounter series is designed to fit under counters or be used as a tabletop workspace. Its front-breathing condensing unit allows installation against walls. It comes in solid or glass door and drawer variations. A compact, 24" deep version is available for smaller kitchens.



Features



Front Breathing
Allows installation against walls or in counters.



Blizzard R290
EPA/DOE approved, all-in-one, slide-out cooling cartridge.



Digital Control
Easy settings with audio and visual overheat alarm.



ECM Fan Motors
Electronically commutated motors require less energy.



All Stainless Steel
High quality finish with 2.5" thick thermal insulation.



Vacuum Relief Valve
Equalizes cabinet pressure for smooth door re-entry.



Optional Backsplash
Pre-installed & sealed 4" high stainless steel barrier.



Optional Overshelf
Stainless steel double overshelf for additional storage.



Other Features
LED lighting, lockable door, 3" or 5" swivel casters.

Side Mount Undercounter Refrigerators

SIDE MOUNTED CONDENSING UNIT ET SERIES



ETR1



ETR2



ETWR2



ETR3

Cabinet Construction

- Heavy duty stainless steel interior/exterior with rounded corners for a hazard-free workspace.
- Open spaced interior with no walls between compartments.
- 16 gauge, high quality stainless steel worktop.
- Galvanized steel bottom and rear.
- 2.5" thick high density polyurethane insulation.
- Four 5" swivel casters with locks on front set.

Refrigeration System

- Side mounted, self-contained and fully detachable Blizzard R290 condensing unit uses environmentally friendly, EPA-compliant R290 refrigerant with zero (0) Ozone Depletion Potential (ODP) and three (3) Global Warming Potential (GWP). Blizzard R290 is easily replaceable and requires no on-site brazing.
- Electronically commutated (ECM) fan motors achieve rapid cooling with less energy consumption.
- Full-length air duct ensures optimal cold air circulation.
- Time-initiated and temperature-terminated auto defrost cycle for seamless operation.
- Large capacity, corrosion-resistant condenser and evaporator coils.
- Self-maintaining, energy-efficient condensate drain pan requires no external drains or electric heaters.
- High performance, auto-reverse condenser fan motor supports compressor ventilation and condenser coil cleaning.
- Pressure relief devices allow rapid cabinet re-entry.
- Pre-wired and ready to plug, 115V/60Hz/1Ph, NEMA 5-15P.

Lighting

- Energy efficient silicone coated and shatter-proof LED lighting provides bright, high color illumination with low heat output.

Doors

- Heavy duty stainless steel interior/exterior.
- 2.5" thick high density polyurethane insulation.
- Frame heaters prevent exterior moisture build up.
- Self-closing with adjustable torsion system for a positive seal.
- Snap-in magnetic gasket for ease of cleaning.
- High strength, recessed handles.
- Pre-installed locks keep your items safe from theft.

Shelving

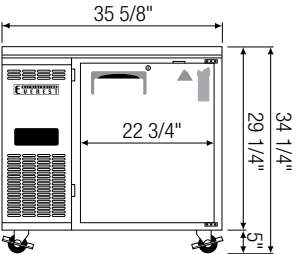
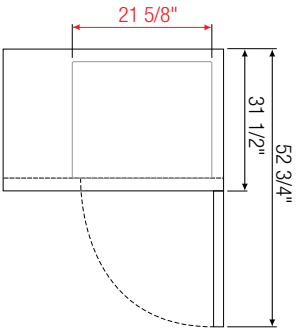
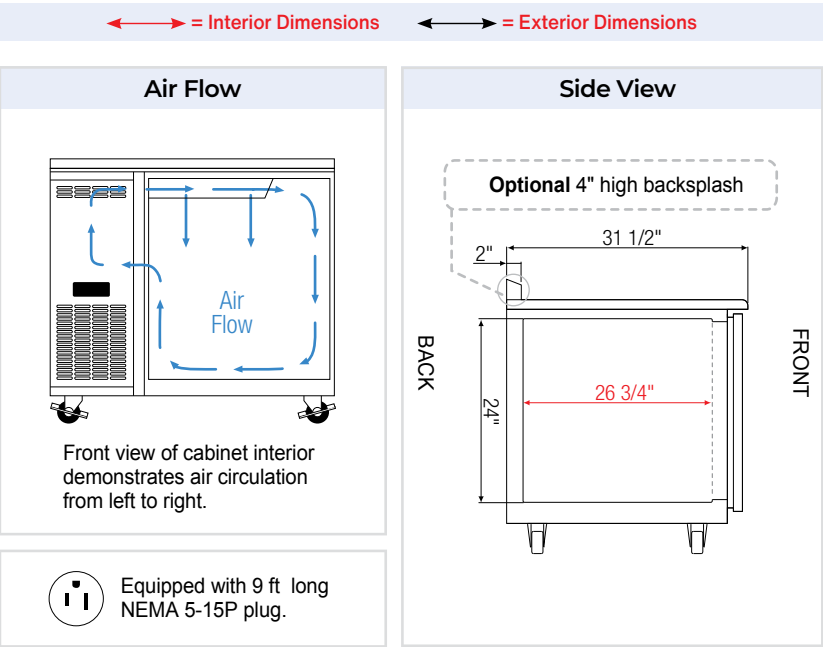
- Two epoxy coated, steel wire shelves per section.
- Height adjustable stainless steel clips.

Temperature Control

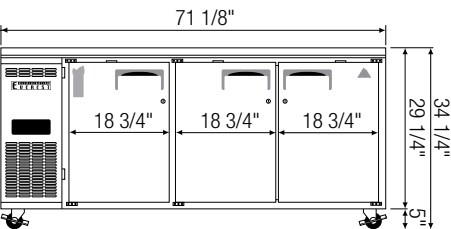
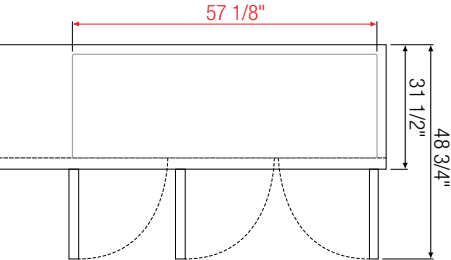
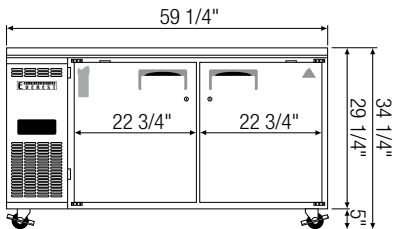
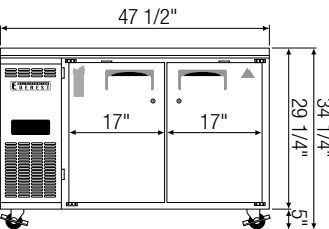
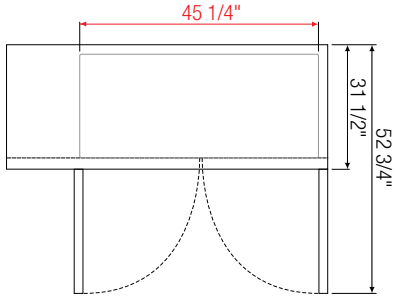
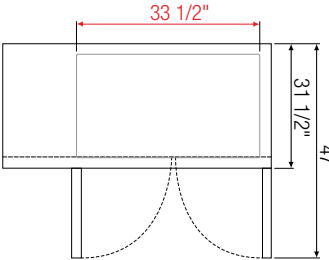
- Multi-function digital controller with easy to read LED display.
- Factory preset temperature, 35°F. Temp-set range from 33°F to 54°F.
- Audible overheat protection alarm for compressor and condenser coil.

Options

- 4" high stainless steel backsplash for worktop application.
- NSF certified stainless steel double overshelf.
- Additional shelving.
- 3" swivel casters with locks.
- 3.5"-6" height-adjustable and interchangeable legs.



ETR1



ETR3

Model	Ref/ Frz/ Dual	# of Doors	Capacity (Cu. Ft.)	HP	BTU/HR [†]	Refrigerant	# of Shelves	Power (V-Hz-Ph)	Amps	Crated Weight (LBS)	Exterior Dimensions (Inches)		
											L	D	H*
ETR1	Ref	1	9	1/4+	1,926	R290	2	115-60-1	3.5	210	35 5/8	31 1/2	29 1/4
ETR2	Ref	2	13	1/4+	1,926	R290	2	115-60-1	3.5	256	47 1/2	31 1/2	29 1/4
ETWR2	Ref	2	18	1/4+	1,926	R290	4	115-60-1	3.5	296	59 1/4	31 1/2	29 1/4
ETR3	Ref	3	22	1/4+	1,926	R290	6	115-60-1	3.9	343	71 1/8	31 1/2	29 1/4

★ Height does not include 5" for casters. Ref = Refrigerator
† Based on evaporating temperature of 23°F (-5°C) & condensing temperature of 131°F (55°C).

Specifications subject to change without notice.
Product dimensions are for general purposes and not absolute value. Product capacity (P) is calculated based on standard industry figures. Slight variations may exist. If dimensions and capacity are critical, please contact Everest Refrigeration.

24" Deep Side Mount Undercounter Refrigerators

SIDE MOUNTED CONDENSING UNIT ET SERIES



ETR1-24



ETR2-24

Cabinet Construction

- Heavy duty stainless steel interior/exterior with rounded corners for a hazard-free workspace.
- Open spaced interior with no walls between compartments.
- 16 gauge, high quality stainless steel worktop.
- Galvanized steel bottom and rear.
- 2.5" thick high density polyurethane insulation.
- Four 5" swivel casters with locks on front set.

Refrigeration System

- Side mounted, self-contained and fully detachable Blizzard R290 condensing unit uses environmentally friendly, EPA-compliant R290 refrigerant with zero (0) Ozone Depletion Potential (ODP) and three (3) Global Warming Potential (GWP). Blizzard R290 is easily replaceable and requires no on-site brazing.
- Electronically commutated (ECM) fan motors achieve rapid cooling with less energy consumption.
- Full-length air duct ensures optimal cold air circulation.
- Time-initiated and temperature-terminated auto defrost cycle for seamless operation.
- Large capacity, corrosion-resistant condenser and evaporator coils.
- Self-maintaining, energy-efficient condensate drain pan requires no external drains or electric heaters.
- High performance, auto-reverse condenser fan motor supports compressor ventilation and condenser coil cleaning.
- Pressure relief devices allow rapid cabinet re-entry.
- Pre-wired and ready to plug, 115V/60Hz/1Ph, NEMA 5-15P.

Lighting

- Energy efficient silicone coated and shatter-proof LED lighting provides bright, high color illumination with low heat output.

Doors

- Heavy duty stainless steel interior/exterior.
- 2.5" thick high density polyurethane insulation.
- Frame heaters prevent exterior moisture build up.
- Self-closing with adjustable torsion system for a positive seal.
- Snap-in magnetic gasket for ease of cleaning.
- High strength, recessed handles.
- Pre-installed locks keep your items safe from theft.

Shelving

- Two epoxy coated, steel wire shelves per section.
- Height adjustable stainless steel clips.

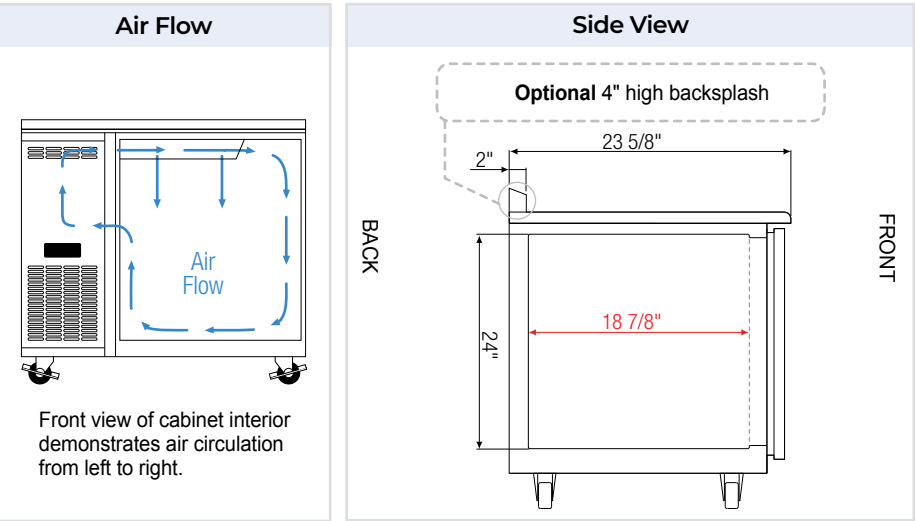
Temperature Control

- Multi-function digital controller with easy to read LED display.
- Factory preset temperature, 35°F. Temp-set range from 33°F to 54°F.
- Audible overheat protection alarm for compressor and condenser coil.

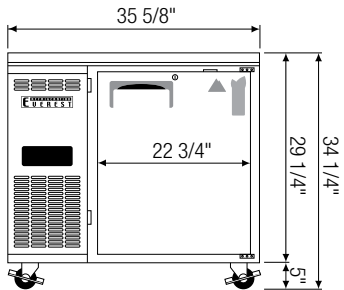
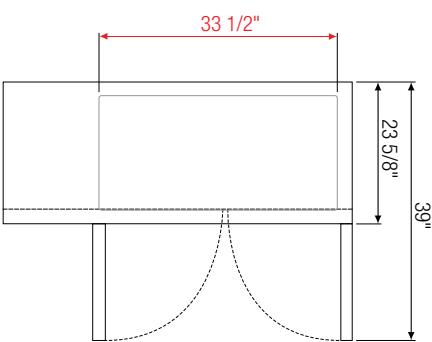
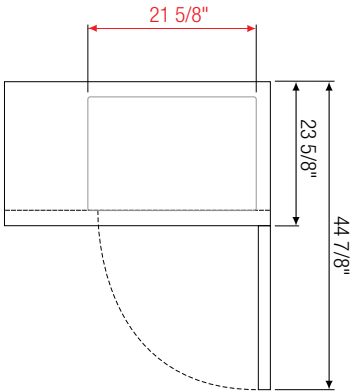
Options

- 4" high stainless steel backsplash for worktop application.
- NSF certified stainless steel double overshelf.
- Additional shelving.
- 3" swivel casters with locks.
- 3.5"-6" height-adjustable and interchangeable legs.

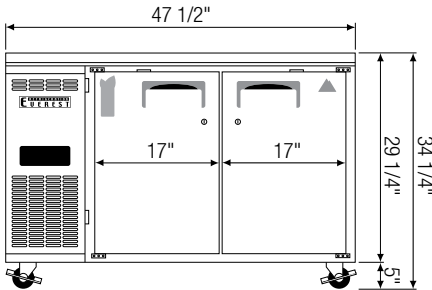
↔ = Interior Dimensions ↔ = Exterior Dimensions



ⓘ Equipped with 9 ft long NEMA 5-15P plug.



ETR1-24



ETR2-24

Model	Ref/ Frz/ Dual	# of Doors	Capacity (Cu. Ft.)	HP	BTU/HR [†]	Refrigerant	# of Shelves	Power (V-Hz-Ph)	Amps	Crated Weight (LBS)	Exterior Dimensions (Inches)		
											L	D	H [★]
ETR1-24	Ref	1	6	1/4+	1,926	R290	2	115-60-1	3.5	146	35 5/8	23 5/8	29 1/4
ETR2-24	Ref	2	9	1/4+	1,926	R290	4	115-60-1	3.5	223	47 1/2	23 5/8	29 1/4

★ Height does not include 5" for casters. Ref = Refrigerator

† Based on evaporating temperature of 23°F (-5°C) & condensing temperature of 131°F (55°C).

Specifications subject to change without notice.

Product dimensions are for general purposes and not absolute value. Product capacity (P) is calculated based on standard industry figures. Slight variations may exist. If dimensions and capacity are critical, please contact Everest Refrigeration.

Side Mount Undercounter Freezers

SIDE MOUNTED CONDENSING UNIT ET SERIES



ETF1



ETF2



ETWF2



ETF3

Cabinet Construction

- Heavy duty stainless steel interior/exterior with rounded corners for a hazard-free workspace.
- Open spaced interior with no walls between compartments.
- 16 gauge, high quality stainless steel worktop.
- Galvanized steel bottom and rear.
- 2.5" thick high density polyurethane insulation.
- Four 5" swivel casters with locks on front set.

Refrigeration System

- Side mounted, self-contained and fully detachable Blizzard R290 condensing unit uses environmentally friendly, EPA-compliant R290 refrigerant with zero (0) Ozone Depletion Potential (ODP) and three (3) Global Warming Potential (GWP). Blizzard R290 is easily replaceable and requires no on-site brazing.
- Electronically commutated (ECM) fan motors achieve rapid cooling with less energy consumption.
- Full-length air duct ensures optimal cold air circulation.
- Time-initiated and temperature-terminated auto defrost cycle for seamless operation.
- Large capacity, corrosion-resistant condenser and evaporator coils.
- Self-maintaining, energy-efficient condensate drain pan requires no external drains or electric heaters.
- High performance, auto-reverse condenser fan motor supports compressor ventilation and condenser coil cleaning.
- Pressure relief devices allow rapid cabinet re-entry.
- Pre-wired and ready to plug, 115V/60Hz/1Ph, NEMA 5-15P.

Lighting

- Energy efficient silicone coated and shatter-proof LED lighting provides bright, high color illumination with low heat output.

Doors

- Heavy duty stainless steel interior/exterior.
- 2.5" thick high density polyurethane insulation.
- Frame heaters prevent exterior moisture build up.
- Self-closing with adjustable torsion system for a positive seal.
- Snap-in magnetic gasket for ease of cleaning.
- High strength, recessed handles.
- Pre-installed locks keep your items safe from theft.

Shelving

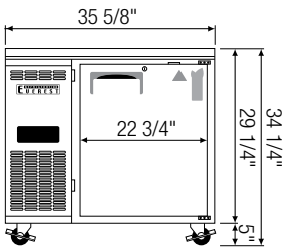
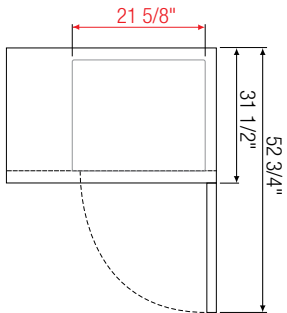
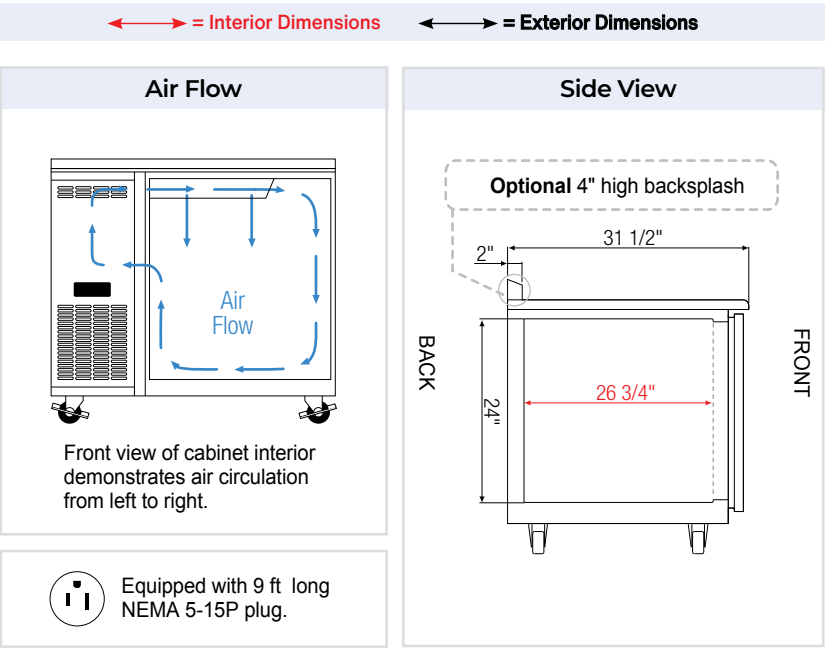
- Two epoxy coated, steel wire shelves per section.
- Height adjustable stainless steel clips.

Temperature Control

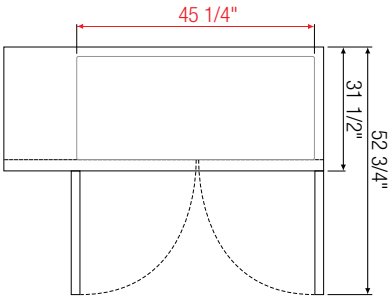
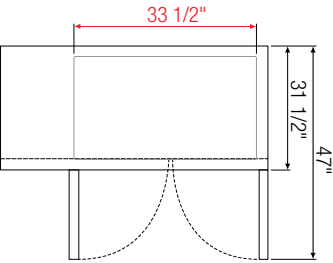
- Multi-function digital controller with easy to read LED display.
- Factory preset temperature, -4°F. Temp-set range from -10°F to 54°F.
- Audible overheat protection alarm for compressor and condenser coil.

Options

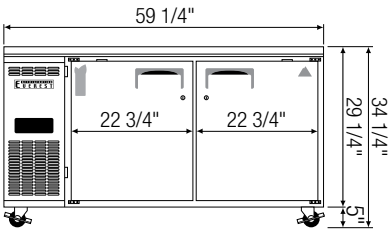
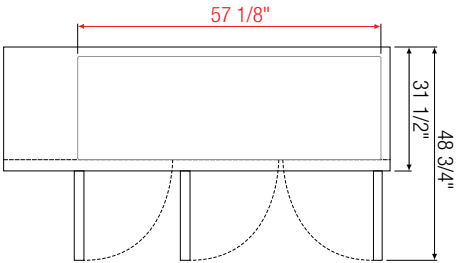
- 4" high stainless steel backsplash for worktop application.
- NSF certified stainless steel double overshelf.
- Additional shelving.
- 3" swivel casters with locks.
- 3.5"-6" height-adjustable and interchangeable legs.



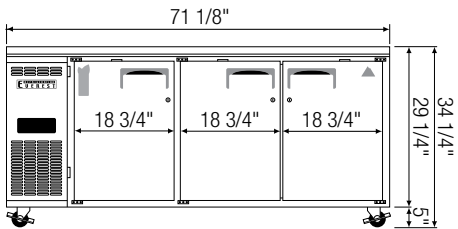
ETF1



ETF2



ETWF2



ETF3

Model	Ref/ Frz/ Dual	# of Doors	Capacity† (Cu. Ft.)	HP	BTU/HR†	Refrigerant	# of Shelves	Power (V-Hz-Ph)	Amps	Crated Weight (LBS)	Exterior Dimensions (Inches)		
											L	D	H*
ETF1	Frz	1	9	1/3	1,119	R290	2	115-60-1	2	218	35 5/8	31 1/2	29 1/4
ETF2	Frz	2	13	1/2	1,670	R290	2	115-60-1	5	270	47 1/2	31 1/2	29 1/4
ETWF2	Frz	2	18	1/2	1,670	R290	4	115-60-1	5	306	59 1/4	31 1/2	29 1/4
ETF3	Frz	3	22	1/2	1,670	R290	6	115-60-1	5	353	71 1/8	31 1/2	29 1/4

* Height does not include 5" for casters.
† Based on evaporating temperature of 23°F (-5°C) & condensing temperature of 131°F (55°C).
Frz = Freezer

Specifications subject to change without notice.

Product dimensions are for general purposes and not absolute value. Product capacity (†) is calculated based on standard industry figures. Slight variations may exist. If dimensions and capacity are critical, please contact Everest Refrigeration.

24" Deep Side Mount Undercounter Freezers

SIDE MOUNTED CONDENSING UNIT ET SERIES



ETF1-24



ETF2-24

Cabinet Construction

- Heavy duty stainless steel interior/exterior with rounded corners for a hazard-free workspace.
- Open spaced interior with no walls between compartments.
- 16 gauge, high quality stainless steel worktop.
- Galvanized steel bottom and rear.
- 2.5" thick high density polyurethane insulation.
- Four 5" swivel casters with locks on front set.

Refrigeration System

- Side mounted, self-contained and fully detachable Blizzard R290 condensing unit uses environmentally friendly, EPA-compliant R290 refrigerant with zero (0) Ozone Depletion Potential (ODP) and three (3) Global Warming Potential (GWP).
- Electronically commutated (ECM) fan motors achieve rapid cooling with less energy consumption.
- Full-length air duct ensures optimal cold air circulation.
- Time-initiated and temperature-terminated auto defrost cycle for seamless operation.
- Large capacity, corrosion-resistant condenser and evaporator coils.
- Self-maintaining, energy-efficient condensate drain pan requires no external drains or electric heaters.
- High performance, auto-reverse condenser fan motor supports compressor ventilation and condenser coil cleaning.
- Pressure relief devices allow rapid cabinet re-entry.
- Pre-wired and ready to plug, 115V/60Hz/1Ph, NEMA 5-15P.

Lighting

- Energy efficient silicone coated and shatter-proof LED lighting provides bright, high color illumination with low heat output.

Doors

- Heavy duty stainless steel interior/exterior.
- 2.5" thick high density polyurethane insulation.
- Frame heaters prevent exterior moisture build up.
- Self-closing with adjustable torsion system for a positive seal.
- Snap-in magnetic gasket for ease of cleaning.
- High strength, recessed handles.
- Pre-installed locks keep your items safe from theft.

Shelving

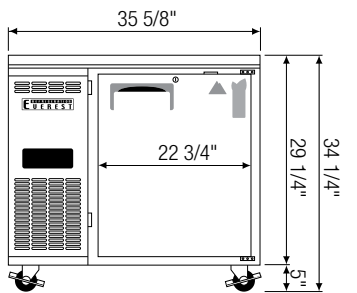
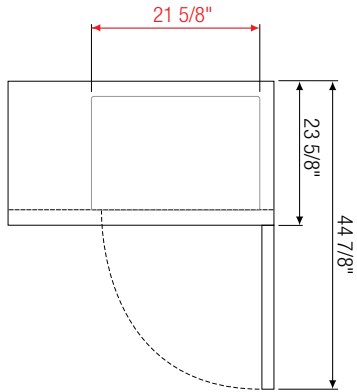
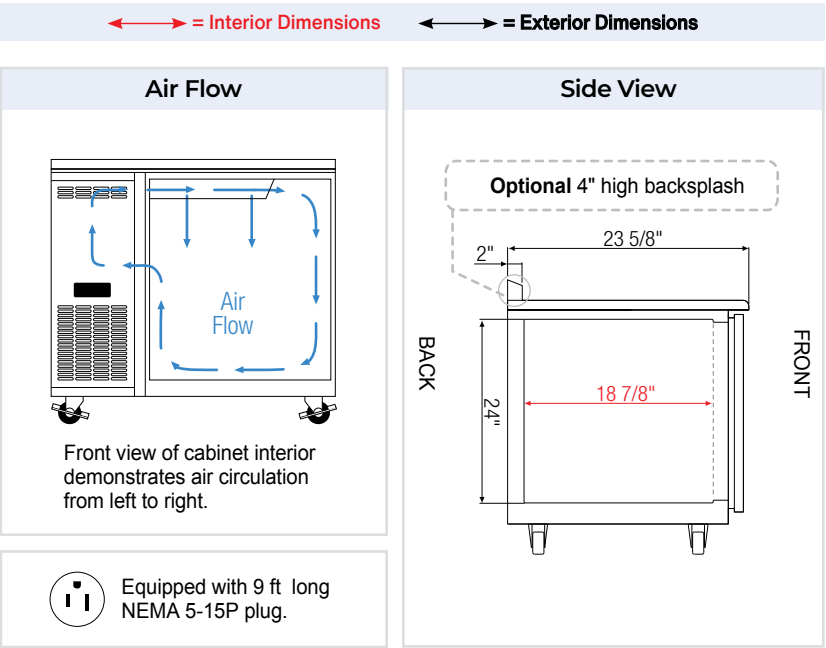
- Two epoxy coated, steel wire shelves per section.
- Height adjustable stainless steel clips.

Temperature Control

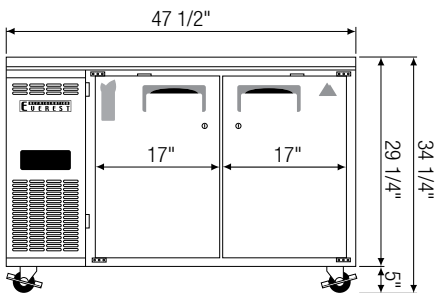
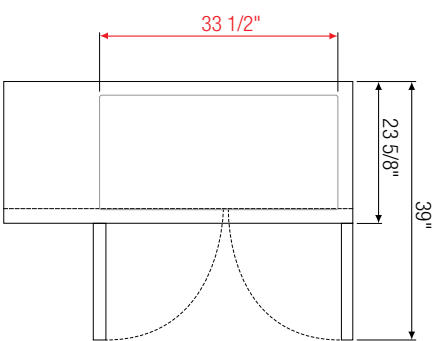
- Multi-function digital controller with easy to read LED display.
- Factory preset temperature, -4°F. Temp-set range from -10°F to 54°F.
- Audible overheat protection alarm for compressor and condenser coil.

Options

- 4" high stainless steel backsplash for worktop application.
- NSF certified stainless steel double overshef.
- Additional shelving.
- 3" swivel casters with locks.
- 3.5"-6" height-adjustable and interchangeable legs.



ETF1-24



ETF2-24

Model	Ref/ Frz/ Dual	# of Doors	Capacity (Cu. Ft.)	HP	BTU/HR [†]	Refrigerant	# of Shelves	Power (V-Hz-Ph)	Amps	Crated Weight (LBS)	Exterior Dimensions (Inches)		
											L	D	H [★]
ETF1-24	Frz	1	6	1/3	1,119	R290	2	115-60-1	3	149	35 5/8	23 5/8	29 1/4
ETF2-24	Frz	2	9	1/2	1,670	R290	4	115-60-1	5	184	47 1/2	23 5/8	29 1/4

★ Height does not include 5" for casters. Frz = Freezer

† Based on evaporating temperature of 23°F (-5°C) & condensing temperature of 131°F (55°C).

Specifications subject to change without notice.

Product dimensions are for general purposes and not absolute value. Product capacity (P) is calculated based on standard industry figures. Slight variations may exist. If dimensions and capacity are critical, please contact Everest Refrigeration.

Side Mount Undercounter Dual Temps

SIDE MOUNTED CONDENSING UNIT ET SERIES



ETRF2-24
DUAL TEMP



ETRF2
DUAL TEMP



ETRF3
DUAL TEMP

Cabinet Construction

- Heavy duty stainless steel interior/exterior with rounded corners for a hazard-free workspace.
- Insulated interior wall between refrigerator and freezer compartments.
- 16 gauge, high quality stainless steel worktop.
- Galvanized steel bottom and rear.
- 2.5" thick high density polyurethane insulation.
- Four 5" swivel casters with locks on front set.

Refrigeration System

- Side mounted, self-contained and fully detachable Blizzard R290 condensing unit uses environmentally friendly, EPA-compliant R290 refrigerant with zero (0) Ozone Depletion Potential (ODP) and three (3) Global Warming Potential (GWP).
- Electronically commutated (ECM) fan motors achieve rapid cooling with less energy consumption.
- Time-initiated and temperature-terminated auto defrost heater for freezers. Air defrost for refrigerators.
- Large capacity, corrosion-resistant condenser and evaporator coils.
- Self-maintaining, energy-efficient condensate drain pan requires no external drains or electric heaters.
- High performance, auto-reverse condenser fan motor supports compressor ventilation and condenser coil cleaning.
- Pressure relief devices allow rapid cabinet re-entry.
- Pre-wired and ready to plug, 115V/60Hz/1Ph, NEMA 5-15P.

Lighting

- Energy efficient silicone coated and shatter-proof LED lighting provides bright, high color illumination with low heat output.

Doors

- Heavy duty stainless steel interior/exterior.
- 2.5" thick high density polyurethane insulation.
- Frame heaters prevent exterior moisture build up.
- Self-closing with adjustable torsion system for a positive seal.
- Snap-in magnetic gasket for ease of cleaning.
- High strength, recessed handles.
- Pre-installed locks keep your items safe from theft.

Shelving

- Two epoxy coated, steel wire shelves per section.
- Height adjustable stainless steel clips.

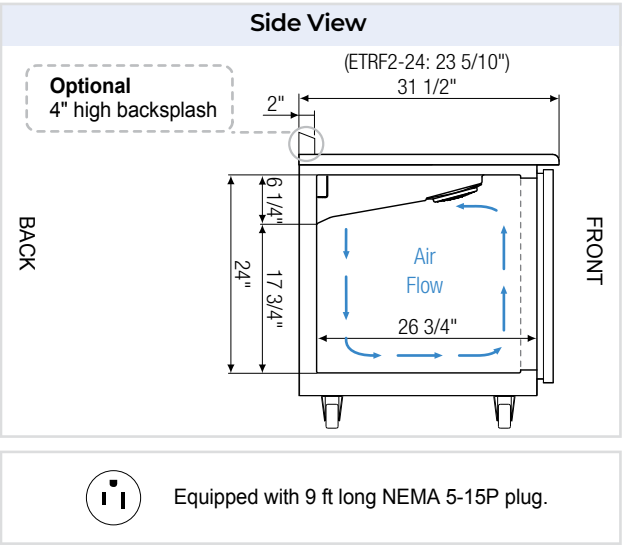
Temperature Control

- Multi-function digital controller with easy to read LED display.
- Factory preset temperature, 35°F for refrigerators and -4°F for freezers. Temp-set range from 33°F to 54°F for refrigerators and -10°F to 54°F for freezers.
- Audible overheat protection alarm for compressor and condenser coil.

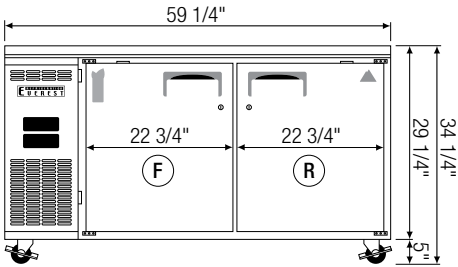
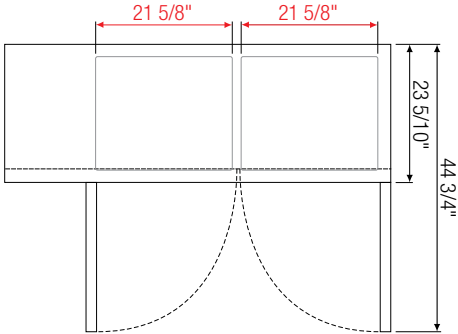
Options

- 4" high stainless steel backsplash for worktop application.
- NSF certified stainless steel double overshef.
- Additional shelving.
- 3" swivel casters with locks.
- 3.5"-6" height-adjustable and interchangeable legs.

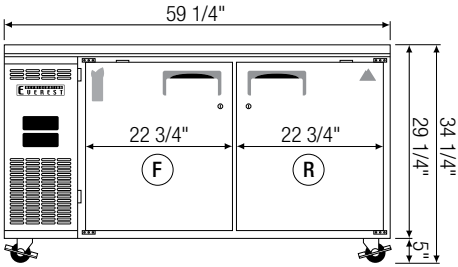
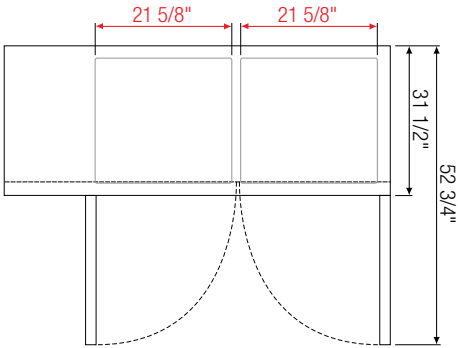
↔ = Interior Dimensions ↔ = Exterior Dimensions



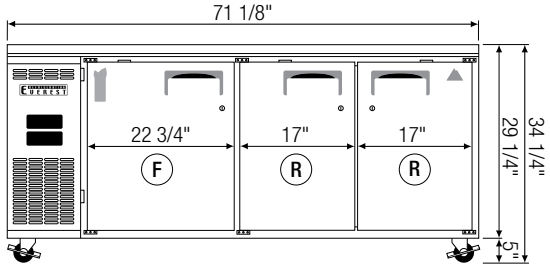
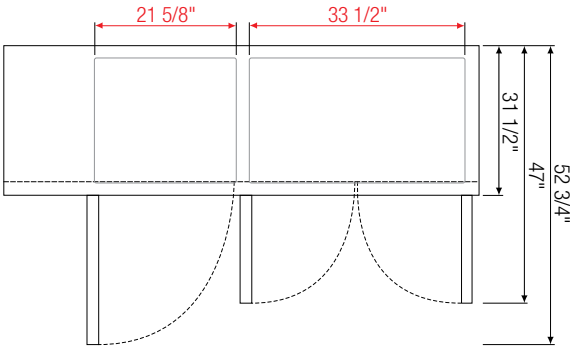
Equipped with 9 ft long NEMA 5-15P plug.



ETRF2-24



ETRF2



ETRF3

Model	Ref/ Frz/ Dual	# of Doors	Capacity (Cu. Ft.) †	HP	BTU/HR †	Refrigerant	# of Shelves	Power (V-Hz-Ph)	Amps	Crated Weight (LBS)	Exterior Dimensions (Inches)		
											L	D	H*
ETRF2-24	Dual	2	6 (R) 6 (F)	1/2	1,670	R290	4	115-60-1	5.2	316	59 1/4	23 5/10	29 1/4
ETRF2	Dual	2	9 (R) 9 (F)	1/2	1,670	R290	4	115-60-1	5.2	316	59 1/4	31 1/2	29 1/4
ETRF3	Dual	3	14 (R) 9 (F)	1/2	1,670	R290	6	115-60-1	5.2	356	71 1/8	31 1/2	29 1/4

★ Height does not include 5" for casters. (R) = Refrigerator | (F) = Freezer | Dual = Ref & Frz Combo
† Based on evaporating temperature of 23°F (-5°C) & condensing temperature of 131°F (55°C).

Specifications subject to change without notice.
Product dimensions are for general purposes and not absolute value. Product capacity (†) is calculated based on standard industry figures. Slight variations may exist. If dimensions and capacity are critical, please contact Everest Refrigeration.

Side Mount Glass Door Undercounter Refrigerators

SIDE MOUNTED CONDENSING UNIT ET SERIES



ETGSR2

Cabinet Construction

- Heavy duty stainless steel interior/exterior with rounded corners for a hazard-free workspace.
- Open spaced interior with no walls between compartments.
- 16 gauge, high quality stainless steel worktop.
- Galvanized steel bottom and rear.
- 2.5" thick high density polyurethane insulation.
- Four 5" swivel casters with locks on front set.

Refrigeration System

- Side mounted, self-contained and fully detachable Blizzard R290 condensing unit uses environmentally friendly, EPA-compliant R290 refrigerant with zero (0) Ozone Depletion Potential (ODP) and three (3) Global Warming Potential (GWP). Blizzard R290 is easily replaceable and requires no on-site brazing.
- Electronically commutated (ECM) fan motors achieve rapid cooling with less energy consumption.
- Full-length air duct ensures optimal cold air circulation.
- Time-initiated and temperature-terminated auto defrost cycle for seamless operation.
- Large capacity, corrosion-resistant condenser and evaporator coils.
- Self-maintaining, energy-efficient condensate drain pan requires no external drains or electric heaters.
- High performance, auto-reverse condenser fan motor supports compressor ventilation and condenser coil cleaning.
- Pressure relief devices allow rapid cabinet re-entry.
- Pre-wired and ready to plug, 115V/60Hz/1Ph, NEMA 5-15P.

Lighting

- Energy efficient silicone coated and shatter-proof LED lighting provides bright, high color illumination with low heat output.

Doors

- Low emissivity double glass panes reflect UV rays for efficient cooling.
- Gray PVC frames.
- Self-closes by weight.
- Removable doors and stainless steel door tracks for easy cleaning.
- Pre-installed locks keep your items safe from theft.

Shelving

- Two epoxy coated, steel wire shelves per section.
- Height adjustable stainless steel clips.

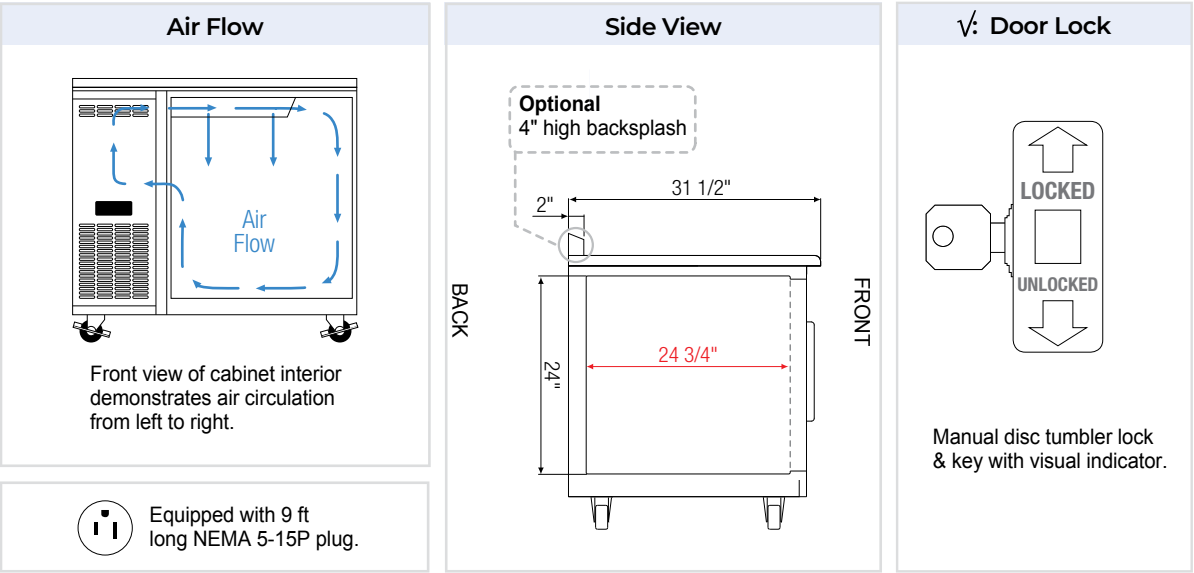
Temperature Control

- Multi-function digital controller with easy to read LED display.
- Factory preset temperature, 35°F. Temp-set range from 33°F to 54°F.
- Audible overheat protection alarm for compressor and condenser coil.

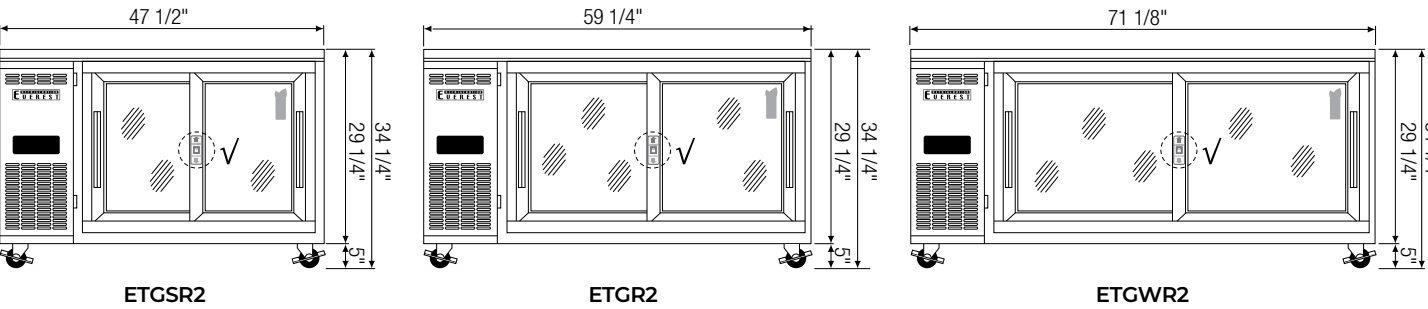
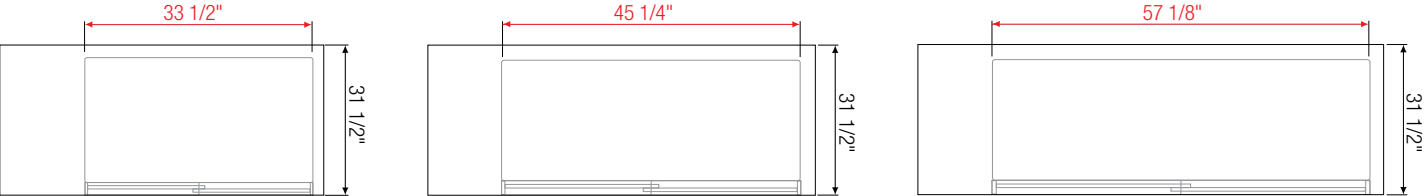
Options

- 4" high stainless steel backsplash for worktop application.
- NSF certified stainless steel double overshelf. Additional shelving.
- 3" swivel casters with locks.
- 3.5"-6" height-adjustable and interchangeable legs.

↔ = Interior Dimensions ←→ = Exterior Dimensions



Equipped with 9 ft long NEMA 5-15P plug.



Model	Ref/ Frz/ Dual	# of Doors	Capacity [†] (Cu. Ft.)	HP	BTU/HR [†]	Refrigerant	# of Shelves	Power (V-Hz-Ph)	Amps	Crated Weight (LBS)	Exterior Dimensions (Inches)		
											L	D	H [*]
ETGSR2	Ref	2 (sliding)	13	1/3	2,311	R290	4	115-60-1	2	268	47 1/2	31 1/2	29 1/4
ETGR2	Ref	2 (sliding)	18	1/3	2,311	R290	4	115-60-1	2	308	59 1/4	31 1/2	29 1/4
ETGWR2	Ref	2 (sliding)	22	1/3	2,311	R290	4	115-60-1	2	351	71 1/8	31 1/2	29 1/4

^{*} Height does not include 5" for casters. Ref = Refrigerator
[†] Based on evaporating temperature of 23°F (-5°C) & condensing temperature of 131°F (55°C).

Specifications subject to change without notice.
Product dimensions are for general purposes and not absolute value. Product capacity (P) is calculated based on standard industry figures. Slight variations may exist. If dimensions and capacity are critical, please contact Everest Refrigeration.

Chef Bases

SIDE MOUNTED CONDENSING UNIT	ECB Series
------------------------------	------------

REFRIGERATORS

The Chefbase series is a refrigerator designed to hold hot cooking equipment on top, while housing cold ingredients at the bottom. Its quick-access drawers make it easy for chefs to grab the item they need in cooking. Everest chefbases are built with a unique, patented, anti-warp worktop which withstands intense heat from griddles, grills and fryers while insulating the refrigerated interior.



Features



Anti-Warp Worktop
Tough 16-gauge worktop will never warp from normal use.



Air Chamber & Vents
Redirects & expels heat from mounted cooking equipment.



High Heat Insulation
Rated for 500°F, keeps the interior cool and fresh.



Safety Grips & Guards
Easy maneuverability. Secures cooking equipment on top.



Reinforced Caster Brackets
Supports the added weight of mounted cooking equipment.



Blizzard R290
EPA/DOE approved, all-in-one, slide-out cooling cartridge.



Digital Control
Easy settings with audio and visual overheat alarm.



ECM Fan Motors
Electronically commutated motors require less energy.



All Stainless Steel
High quality finish with 2.5" thick thermal insulation.



Other Features
Heat resistant gaskets, 3" or 5" swivel casters.

Chef Bases (Two Drawer)

SIDE MOUNTED CONDENSING UNIT ECB SERIES



ECB36D2



ECB48D2



ECB52D2



ECB52-60D2

Cabinet Construction

- Heavy duty stainless steel interior/exterior with rounded corners for a hazard-free workspace.
- Open spaced interior with no walls between compartments.
- Galvanized steel bottom and rear.
- 2.5" thick high density polyurethane insulation.
- 16-gauge stainless steel worktop has extra layer of high-grade insulation material and integrated air chamber/vents to redirect and mitigate heat. Prevents heat-induced warping of the worktop while keeping the cabinet cold and energy cost low.
- Thick gauge stainless steel corner guards keep mounted cooking equipment from sliding off the worktop.
- Heavy duty stainless steel grips offer secure maneuverability.
- 12-gauge metal caster brackets support additional weight of mounted cooking equipment.
- Four 5" swivel casters with locks on front set. Two or three front leg stabilizers depending on model.

Refrigeration System

- Side mounted, self-contained and fully detachable Blizzard R290 condensing unit uses environmentally friendly, EPA-compliant R290 refrigerant with zero (0) Ozone Depletion Potential (ODP) and three (3) Global Warming Potential (GWP). Blizzard R290 is easily replaceable and requires no on-site brazing.
- Electronically commutated (ECM) fan motors achieve rapid cooling with less energy consumption.
- Full-length air duct ensures optimal cold air circulation.
- Time-initiated and temperature-terminated auto defrost cycle for seamless operation.
- Large capacity, corrosion-resistant condenser and evaporator coils.
- Self-maintaining, energy-efficient condensate drain pan requires no external drains or electric heaters.
- High performance, auto-reverse condenser fan motor supports compressor ventilation and condenser coil cleaning.
- Pressure relief devices allow rapid cabinet re-entry.
- Pre-wired and ready to plug, 115V/60Hz/1Ph, NEMA 5-15P.

Drawers

- Heavy duty stainless steel interior/exterior.
- 2.5" thick high density polyurethane insulation.
- Thick gauge, stainless steel frames with low-friction ball bearings.
- Snap-in, heat resistant, magnetic gaskets.
- High strength, recessed handles.
- NSF certified polycarbonate 4" deep pans (refer to the website for pan configurations).

Temperature Control

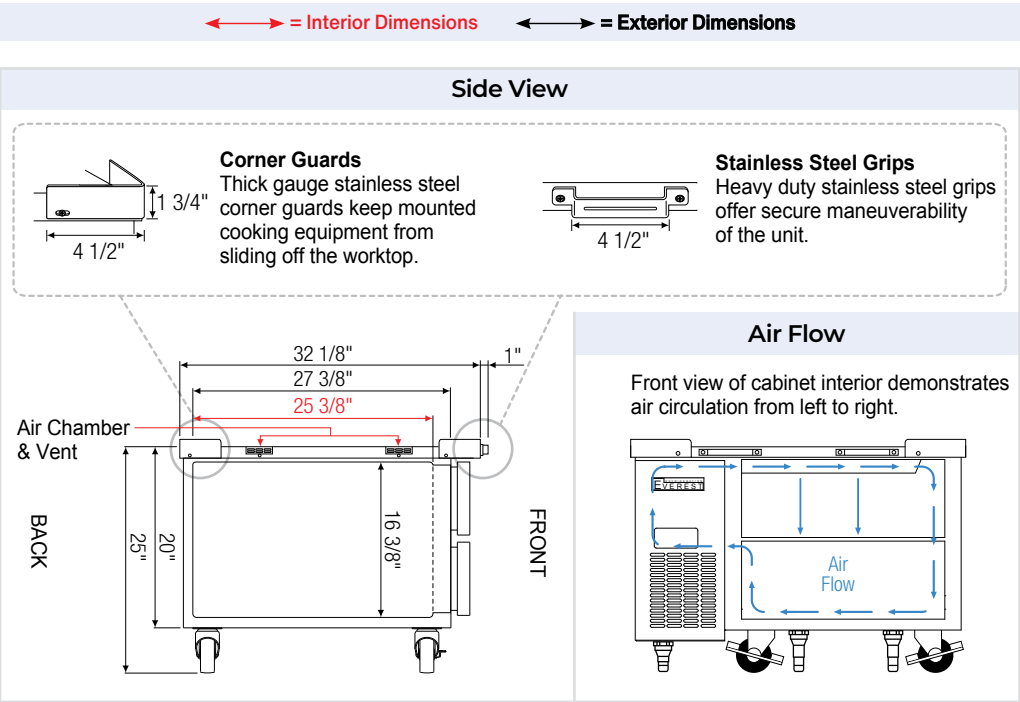
- Multi-function digital controller with easy to read LED display.
- Factory preset temperature, 35°F. Temp-set range from 33°F to 54°F.
- Audible overheat protection alarm for compressor and condenser coil.

Recommended Operating Conditions

- A minimum clearance of 6" is required between the cooking equipment's heating element and the chefbase worktop.

Options

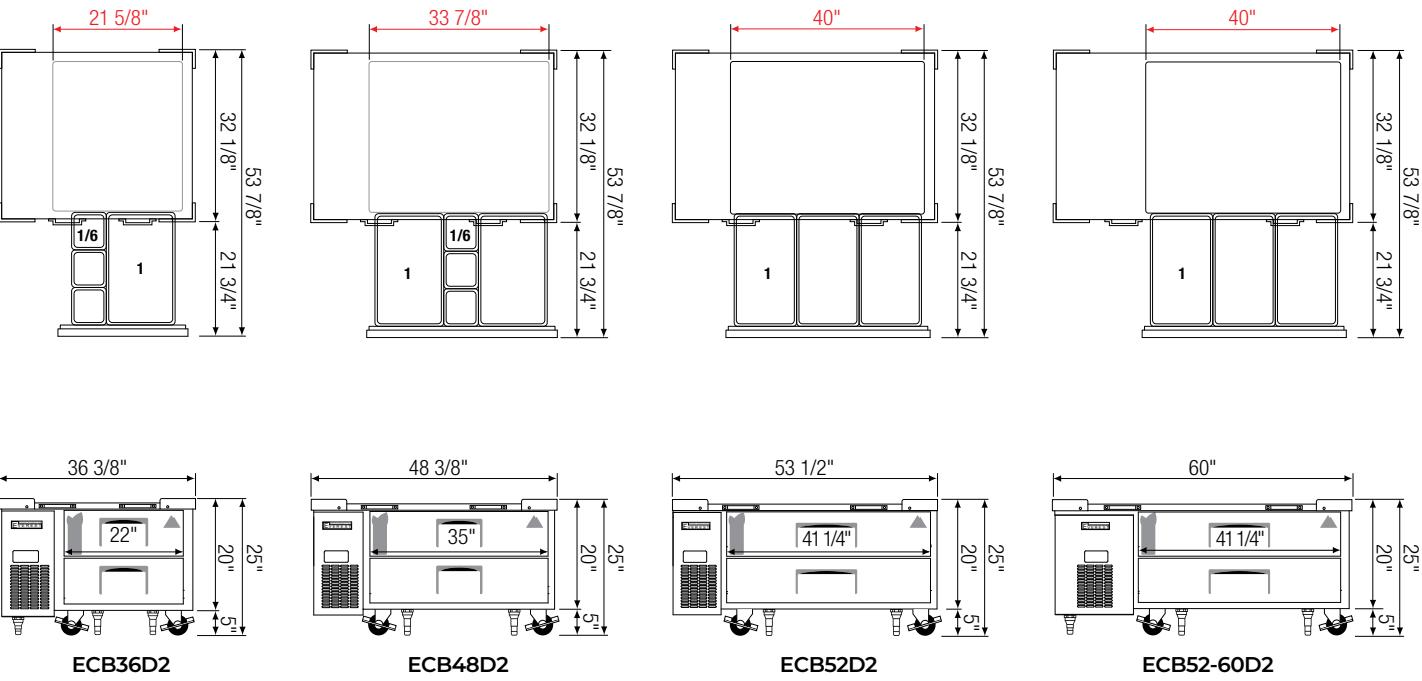
- 3" swivel casters with locks.
- 3.5"-6" height-adjustable and interchangeable legs.



ABS Legs

Two additional front adjustable stainless steel clad ABS legs provide extra stability when opening and closing doors.

Equipped with 9 ft long NEMA 5-15P plug.



Model	Ref/ Frz/ Dual	# of Drawers	Max. Weight Support Capacity (LBS)	HP	BTU/HR †	Refrigerant	# of Pans	Power (V-Hz-Ph)	Amps	Crated Weight (LBS)	Exterior Dimensions (Inches)		
											L	D ^a	H [*]
ECB36D2	Ref	2	717	1/4+	1,926	R290	1 x 2 1/6 x 6	115-60-1	3.5	252	36 3/8	32 1/8	20
ECB48D2	Ref	2	717	1/4+	1,926	R290	1 x 4 1/6 x 6	115-60-1	3.5	300	48 3/8	32 1/8	20
ECB52D2	Ref	2	717	1/4+	1,926	R290	1x6	115-60-1	3.5	320	53 1/2	32 1/8	20
ECB52-60D2	Ref	2	717	1/4+	1,926	R290	1x6	115-60-1	3.5	342	60	32 1/8	20

* Height does not include 5" for casters. Ref = Refrigerator
† Based on evaporating temperature of 23°F (-5°C) & condensing temperature of 131°F (55°C).
a Depth does not include 1" for stainless steel grip.

Specifications subject to change without notice.

Product dimensions are for general purposes and not absolute value. Product capacity (†) is calculated based on standard industry figures. Slight variations may exist. If dimensions and capacity are critical, please contact Everest Refrigeration.

Chef Bases (Four Drawer)

SIDE MOUNTED CONDENSING UNIT ECB SERIES



ECB72D4



ECB82D4



ECB82-84D4



ECB82-86D4



ECB96D4

Cabinet Construction

- Heavy duty stainless steel interior/exterior with rounded corners for a hazard-free workspace.
- Open spaced interior with no walls between compartments.
- Galvanized steel bottom and rear.
- 2.5" thick high density polyurethane insulation.
- 16-gauge stainless steel worktop has extra layer of high-grade insulation material and integrated air chamber/vents to redirect and mitigate heat. Prevents heat-induced warping of the worktop while keeping the cabinet cold and energy cost low.
- Thick gauge stainless steel corner guards keep mounted cooking equipment from sliding off the worktop.
- Heavy duty stainless steel grips offer secure maneuverability.
- 12-gauge metal caster brackets support additional weight of mounted cooking equipment.
- Six 5" swivel casters with locks on front set. Three front leg stabilizers standard for all models.

Refrigeration System

- Side mounted, self-contained and fully detachable Blizzard R290 condensing unit uses environmentally friendly, EPA-compliant R290 refrigerant with zero (0) Ozone Depletion Potential (ODP) and three (3) Global Warming Potential (GWP). Blizzard R290 is easily replaceable and requires no on-site brazing.
- Electronically commutated (ECM) fan motors achieve rapid cooling with less energy consumption.
- Full-length air duct ensures optimal cold air circulation.
- Time-initiated and temperature-terminated auto defrost cycle for seamless operation.
- Large capacity, corrosion-resistant condenser and evaporator coils.
- Self-maintaining, energy-efficient condensate drain pan requires no external drains or electric heaters.
- High performance, auto-reverse condenser fan motor supports compressor ventilation and condenser coil cleaning.
- Pressure relief devices allow rapid cabinet re-entry.
- Pre-wired and ready to plug, 115V/60Hz/1Ph, NEMA 5-15P.

Drawers

- Heavy duty stainless steel interior/exterior.
- 2.5" thick high density polyurethane insulation.
- Thick gauge, stainless steel frames with low-friction ball bearings.
- Snap-in, heat resistant, magnetic gaskets.
- High strength, recessed handles.
- NSF certified polycarbonate 4" deep pans (refer to the website for pan configurations).

Temperature Control

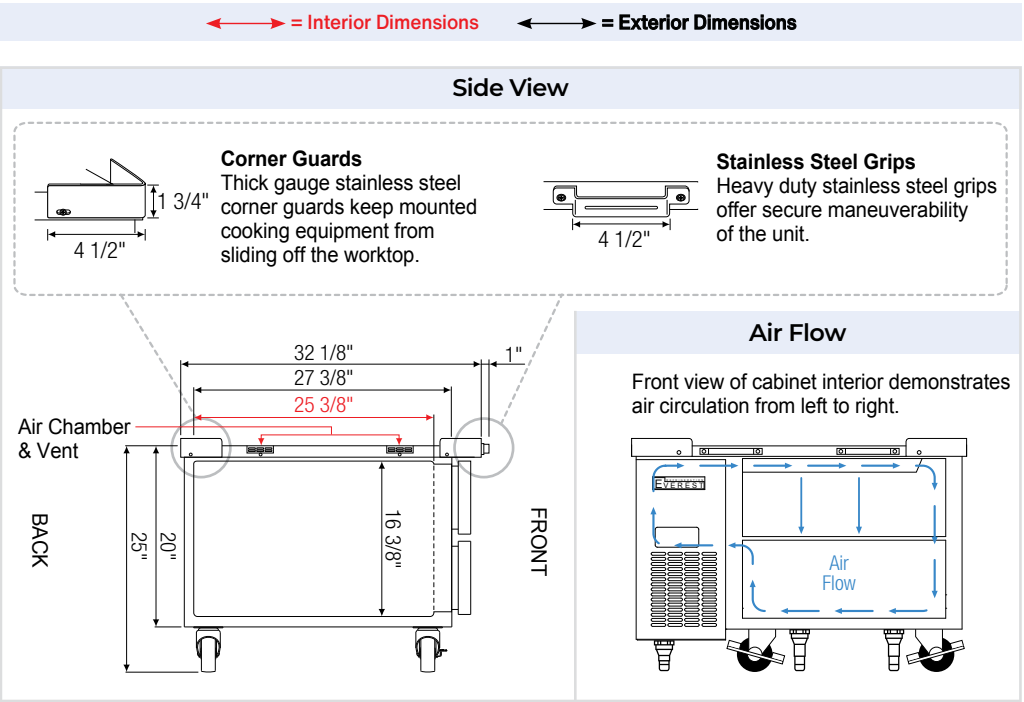
- Multi-function digital controller with easy to read LED display.
- Factory preset temperature, 35°F. Temp-set range from 33°F to 54°F.
- Audible overheat protection alarm for compressor and condenser coil.

Recommended Operating Conditions

- A minimum clearance of 6" is required between the cooking equipment's heating element and the Chef Base worktop.

Options

- 3" swivel casters with locks.
- 3.5"–6" height-adjustable and interchangeable legs.

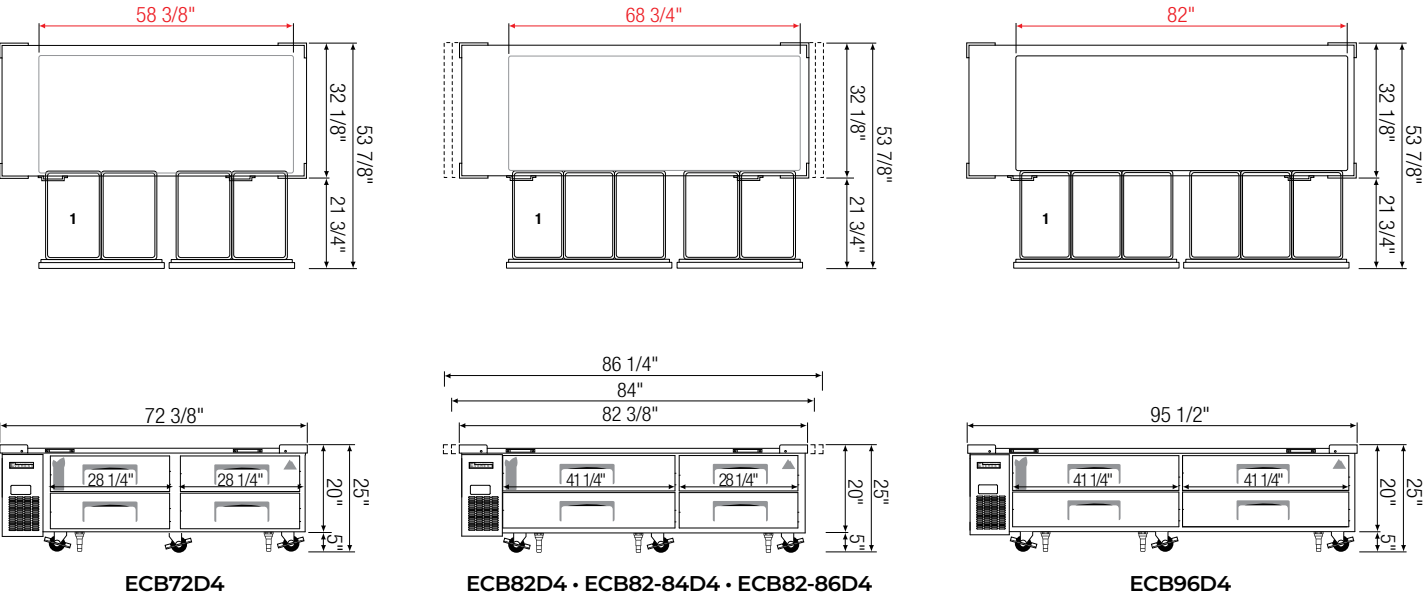


ABS Legs



Two additional front adjustable stainless steel clad ABS legs provide extra stability when opening and closing doors.

Equipped with 9 ft long NEMA 5-15P plug.



Model	Ref/ Frz/ Dual	# of Doors	Max. Weight Support Capacity (LBS)	HP	BTU/HR †	Refrigerant	# of Pans	Power (V-Hz-Ph)	Amps	Crated Weight (LBS)	Exterior Dimensions (Inches)		
											L	D ^a	H [*]
ECB72D4	Ref	4	1,084	1/4+	1,926	R290	1 x 8	115-60-1	3.5	421	72 3/8	32 1/8	20
ECB82D4	Ref	4	1,084	1/3	2,311	R290	1 x 10	115-60-1	2	540	82 3/8	32 1/8	20
ECB82-84D4	Ref	4	1,084	1/3	2,311	R290	1 x 10	115-60-1	2	545	84	32 1/8	20
ECB82-86D4	Ref	4	1,084	1/3	2,311	R290	1 x 10	115-60-1	2	550	86 1/4	32 1/8	20
ECB96D4	Ref	4	1,434	1/3	2,311	R290	1 x 12	115-60-1	2	580	95 1/2	32 1/8	20

* Height does not include 5" for casters. Ref = Refrigerator
† Based on evaporating temperature of 23°F (-5°C) & condensing temperature of 131°F (55°C).
a Depth does not include 1" for stainless steel grip.

Specifications subject to change without notice.

Product dimensions are for general purposes and not absolute value. Product capacity (P) is calculated based on standard industry figures. Slight variations may exist. If dimensions and capacity are critical, please contact Everest Refrigeration.

Food Prep. Tables

BACK MOUNTED CONDENSING UNIT

EPB & EOTP Series

REFRIGERATORS

The Food Prep. Table (Back Mount) series doubles as a cold storage and working area for ingredients that need to be cut, sliced and prepared before use. It serves a variety of functions not only as a food prep and assembly station but also as a condiment/ topping dispensary and buffet line.



Features



Insulated Top Lid
Closes for cold storage. Props open when serving.



Adjustable Top Pans
Detachable dividers accommodate varied top pan sizes.



Detachable Cutting Board
Removable for cleaning. Extendable for extra prep space.



Blizzard R290
EPA/DOE approved, all-in-one, slide-out cooling cartridge.



All Stainless Steel
High quality finish with 2.5" thick thermal insulation.



Ridge-Lined Gaskets
Heavy-duty door gaskets snap out/in for easy cleaning.



Optional Overshelf
Stainless steel double overshelf for additional storage.



Optional Sneeze Guard & Slides
Durable glass sneeze guards and stainless steel tray slides.



Digital Control
Easy settings with audio and visual overheat alarm.



ECM Fan Motors
Electronically commutated motors require less energy.



Other Features
LED lighting, vacuum relief, 3" or 5" swivel casters.

Back Mount Sandwich Prep. Tables

BACK MOUNTED CONDENSING UNIT EPBN SERIES



EPBNR1

EPBNSR2



EPBNR2



EPBNWR2



EPBNR3

Cabinet Construction

- Heavy duty stainless steel interior/exterior with rounded corners for a hazard-free workspace.
- Open spaced interior with no walls between cabinet compartments.
- Vented stainless steel panel between top pan area and cabinet catches food debris.
- 16 gauge, high quality stainless steel worktop, lid and hood.
- Galvanized steel bottom and rear.
- 2.5" thick high density polyurethane insulation.
- Four 5" swivel casters with locks on front set.

Refrigeration System

- Back mounted, self-contained and fully detachable Blizzard R290 condensing unit uses environmentally friendly, EPA-compliant R290 refrigerant with zero (0) Ozone Depletion Potential (ODP) and three (3) Global Warming Potential (GWP). Blizzard R290 is easily replaceable and requires no on-site brazing.
- Front air breathing for flexibility in installation.
- Electronically commutated (ECM) fan motors achieve rapid cooling with less energy consumption.
- Full-length air duct ensures optimal cold air circulation.
- Time-initiated and temperature-terminated auto defrost cycle for seamless operation.
- Large capacity, corrosion-resistant condenser and evaporator coils.
- Self-maintaining, energy-efficient condensate drain pan requires no external drains or electric heaters.
- High performance, auto-reverse condenser fan motor supports compressor ventilation and condenser coil cleaning.
- Pressure relief devices allow rapid cabinet re-entry.
- Pre-wired and ready to plug, 115V/60Hz/1Ph, NEMA 5-15P.

Doors

- Heavy duty stainless steel interior/exterior.
- 2.5" thick high density polyurethane insulation.
- Frame heaters prevent exterior moisture build up.
- Self-closing with adjustable torsion system for a positive seal.
- Snap-in magnetic gasket for ease of cleaning.
- High strength, recessed handles.

Preparation Area

- NSF certified polycarbonate 6" deep pans (see table for quantity).
- 1/2" thick, foam insulated lid keeps top pan area cold and prevents moisture build-up.
- 12 1/4" deep cutting board is removable for ease of cleaning.

Shelving

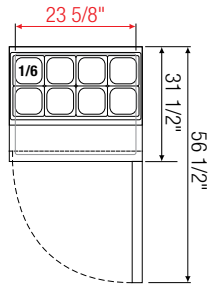
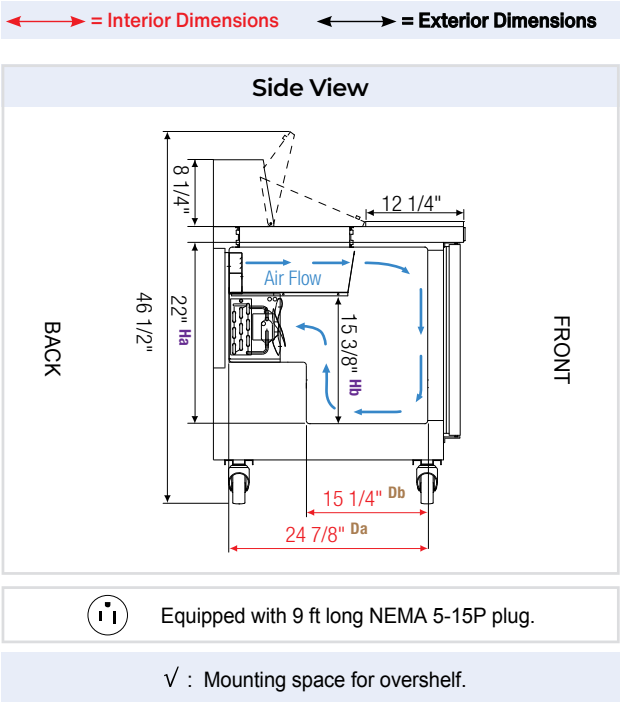
- One epoxy coated, steel wire shelf per section.
- Height adjustable stainless steel clips.

Temperature Control

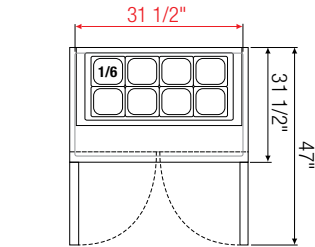
- Multi-function digital controller with easy to read LED display.
- Factory preset temperature, 35°F. Temp-set range from 33°F to 54°F.
- Audible overheat protection alarm for compressor and condenser coil.

Options

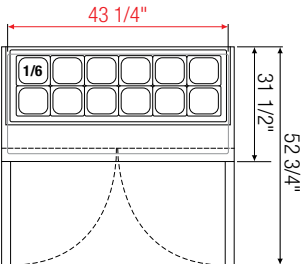
- NSF certified stainless steel double overshef.
- Additional shelving.
- 3" swivel casters with locks.
- 3.5"-6" height-adjustable and interchangeable legs.
- Left hinged door (applies to EPBNR1).



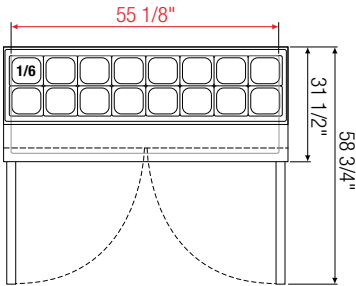
EPBNR1



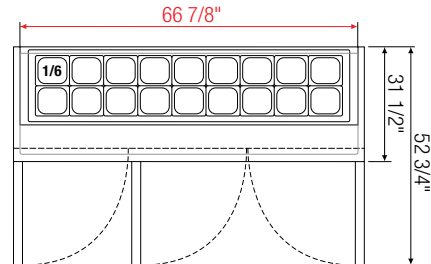
EPBNSR2



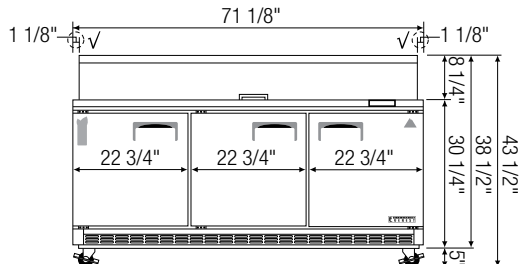
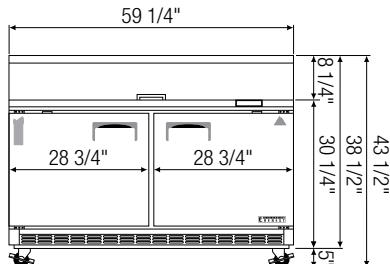
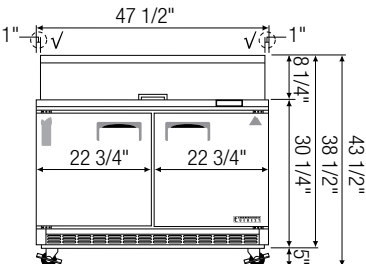
EPBNR2



EPBNWR2



EPBNR3



Model	Ref/ Frz/ Dual	# of Doors	Capacity [⤴] (Cu. Ft.)	HP	Refrigerant	# of Shelves	# of Pans	Power (V-Hz-Ph)	Amps	Crated Weight (LBS)	Exterior Dimensions (Inches)		
											L	D ^a	H [*]
EPBNR1	Ref	1	8	1/5	R290	1	1/6 X 8	115-60-1	2.5	226	27 3/4	31 1/2	38 1/2
EPBNSR2	Ref	2	10	1/5	R290	2	1/6 X 8	115-60-1	2.5	268	35 5/8	31 1/2	38 1/2
EPBNR2	Ref	2	13	1/4+	R290	2	1/6 X 12	115-60-1	3.5	313	47 1/2	31 1/2	38 1/2
EPBNWR2	Ref	2	16	1/3	R290	2	1/6 X 16	115-60-1	2.5	382	59 1/8	31 1/2	38 1/2
EPBNR3	Ref	3	19	1/3	R290	3	1/6 X 18	115-60-1	3	426	71 1/8	31 1/2	38 1/2

* Height does not include 5" for casters.

^a Depth includes 12 1/4" cutting board.

Da, Db Interior Depth Ha, Hb Interior Height

Specifications subject to change without notice.

Product dimensions are for general purposes and not absolute value. Product capacity ([⤴]) is calculated based on standard industry figures. Slight variations may exist. If dimensions and capacity are critical, please contact Everest Refrigeration.

Ref = Refrigerator

Drawered Sandwich Prep. Tables

BACK MOUNTED CONDENSING UNIT EPBN SERIES



EPBNR1-D2

EPBNSR2-D2



EPBNR2-D4



EPBNWR2-D4



EPBNR3-D2

Cabinet Construction

- Heavy duty stainless steel interior/exterior with rounded corners for a hazard-free workspace.
- Open spaced interior with no walls between cabinet compartments.
- Vented stainless steel panel between top pan area and cabinet catches food debris.
- 16 gauge, high quality stainless steel worktop, lid and hood.
- Galvanized steel bottom and rear.
- 2.5" thick high density polyurethane insulation.
- Four 5" swivel casters with locks on front set.

Refrigeration System

- Back mounted, self-contained and fully detachable Blizzard R290 condensing unit uses environmentally friendly, EPA-compliant R290 refrigerant with zero (0) Ozone Depletion Potential (ODP) and three (3) Global Warming Potential (GWP). Blizzard R290 is easily replaceable and requires no on-site brazing.
- Front air breathing for flexibility in installation.
- Electronically commutated (ECM) fan motors achieve rapid cooling with less energy consumption.
- Full-length air duct ensures optimal cold air circulation.
- Time-initiated and temperature-terminated auto defrost cycle for seamless operation.
- Large capacity, corrosion-resistant condenser and evaporator coils.
- Self-maintaining, energy-efficient condensate drain pan requires no external drains or electric heaters.
- High performance, auto-reverse condenser fan motor supports compressor ventilation and condenser coil cleaning.
- Pressure relief devices rapid cabinet re-entry.
- Pre-wired and ready to plug, 115V/60Hz/1Ph, NEMA 5-15P.

Doors & Drawers

- Heavy duty stainless steel interior/exterior.
- 2.5" thick high density polyurethane insulation.
- Frame heaters prevent exterior moisture build up.
- Thick gauge drawer frames with low-friction ball bearings.
- Self-closing door (applies to model EPBNR3-D2).
- Snap-in magnetic gaskets for ease of cleaning.
- High strength, recessed handles.

Preparation Area

- NSF certified polycarbonate 6" deep pans (see table for quantity).
- 1/2" thick, foam insulated lid keeps top pan area cold and prevents moisture build-up.
- 12 1/4" deep cutting board is removable for ease of cleaning.

Shelving

- One epoxy coated, steel wire shelf (applies to EPBNR3-D2).
- Drawer pans not included. See table for drawer pan capacity.

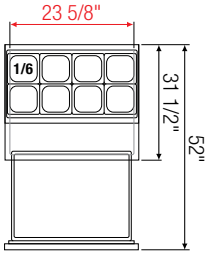
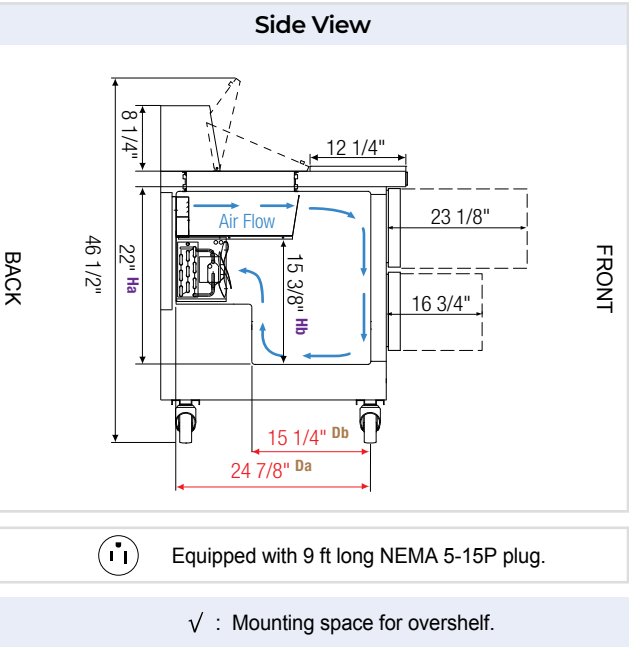
Temperature Control

- Multi-function digital controller with easy to read LED display.
- Factory preset temperature, 35°F. Temp-set range from 33°F to 54°F.
- Audible overheat protection alarm for compressor and condenser coil.

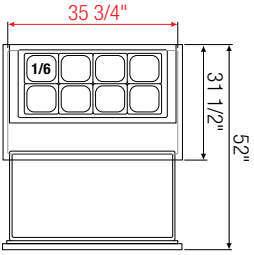
Options

- NSF certified stainless steel double overshef.
- Additional shelving.
- 3" swivel casters with locks.
- 3.5"–6" height-adjustable and interchangeable legs.

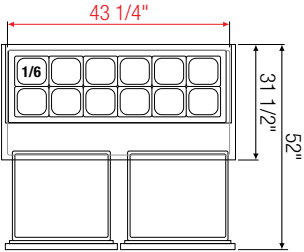
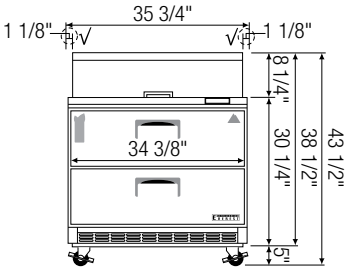
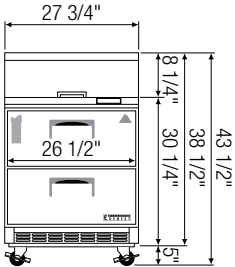
↔ = Interior Dimensions ↔ = Exterior Dimensions



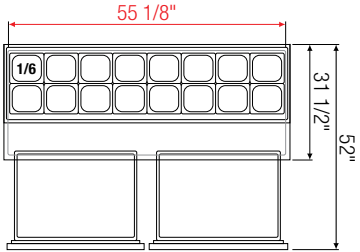
EPBNR1-D2



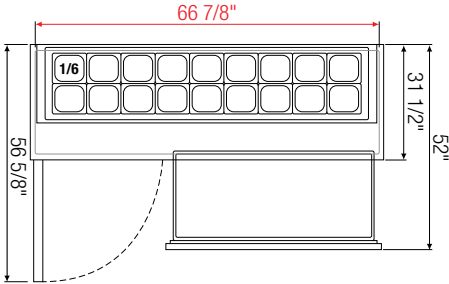
EPBNSR2-D2



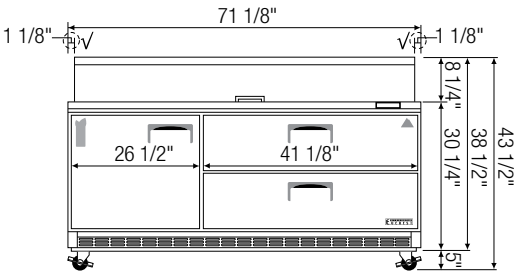
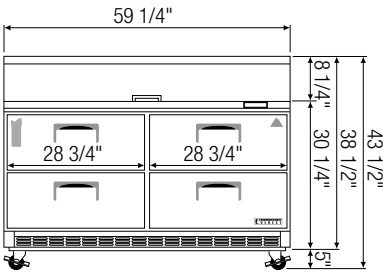
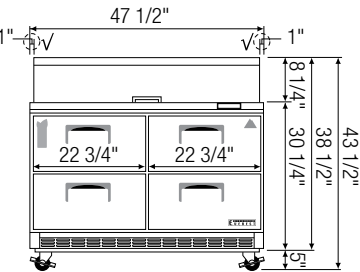
EPBNR2-D4



EPBNWR2-D4



EPBNR3-D2



Model	Ref/ Frz/ Dual	# of Doors	Capacity [†] (Cu. Ft.)	HP	Refrigerant	# of Shelves	# of [†] Pans (Drawer)	Power (V-Hz-Ph)	Amps	Crated Weight (LBS)	Exterior Dimensions (Inches)		
											L	D ^b	H [*]
EPBNR1-D2	Ref	2(DR)	8	1/5	R290	N/A	1/2 x 4 1/4 x 2	115-60-1	2.5	251	27 3/4	31 1/2	38 1/2
EPBNSR2-D2	Ref	2(DR)	10	1/5	R290	N/A	1/2 x 4, 1/3 x 2 1/4 x 2, 1/6 x 1	115-60-1	2.5	299	35 5/8	31 1/2	38 1/2
EPBNR2-D4	Ref	4(DR)	13	1/4+	R290	N/A	1/2 x 4, 1/3 x 4 1/4 x 2, 1/6 x 2	115-60-1	3.5	368	47 1/2	31 1/2	38 1/2
EPBNWR2-D4	Ref	4(DR)	16	1/3	R290	N/A	1/2 x 4, 1/3 x 8 1/4 x 2, 1/6 x 4	115-60-1	2.5	436	59 1/8	31 1/2	38 1/2
EPBNR3-D2	Ref	1(D) 2(DR)	19	1/3	R290	1	1/2 x 2, 1/3 x 8 1/4 x 1, 1/6 x 4	115-60-1	3	473	71 1/8	31 1/2	38 1/2

★ Height does not include 5" for casters.

† Drawer pans are not included.

^b Depth includes 12 1/4" cutting board.

^{Da, Db} Interior Depth ^{Ha, Hb} Interior Height

Specifications subject to change without notice.

Product dimensions are for general purposes and not absolute value. Product capacity ([†]) is calculated based on standard industry figures. Slight variations may exist. If dimensions and capacity are critical, please contact Everest Refrigeration.

Ref = Refrigerator | (DR) = Drawer | (D) = Door

Back Mount Mega-Top Sandwich Prep. Tables

BACK MOUNTED CONDENSING UNIT EPB SERIES



EPBR1

EPBSR2



EPBR2



EPBWR2



EPBR3

Cabinet Construction

- Heavy duty stainless steel interior/exterior with rounded corners for a hazard-free workspace.
- Open spaced interior with no walls between cabinet compartments.
- Vented stainless steel panel between top pan area and cabinet catches food debris.
- 16 gauge, high quality stainless steel worktop, lid and hood.
- Galvanized steel bottom and rear.
- 2.5" thick high density polyurethane insulation.
- Four 5" swivel casters with locks on front set.

Refrigeration System

- Back mounted, self-contained and fully detachable Blizzard R290 condensing unit uses environmentally friendly, EPA-compliant R290 refrigerant with zero (0) Ozone Depletion Potential (ODP) and three (3) Global Warming Potential (GWP). Blizzard R290 is easily replaceable and requires no on-site brazing.
- Front air breathing for flexibility in installation.
- Electronically commutated (ECM) fan motors achieve rapid cooling with less energy consumption.
- Full-length air duct ensures optimal cold air circulation.
- Time-initiated and temperature-terminated auto defrost cycle for seamless operation.
- Large capacity, corrosion-resistant condenser and evaporator coils.
- Self-maintaining, energy-efficient condensate drain pan requires no external drains or electric heaters.
- High performance, auto-reverse condenser fan motor supports compressor ventilation and condenser coil cleaning.
- Pressure relief devices allow rapid cabinet re-entry.
- Pre-wired and ready to plug, 115V/60Hz/1Ph, NEMA 5-15P.

Doors

- Heavy duty stainless steel interior/exterior.
- 2.5" thick high density polyurethane insulation.
- Frame heaters prevent exterior moisture build up.
- Self-closing with adjustable torsion system for a positive seal.
- Snap-in magnetic gasket for ease of cleaning.
- High strength, recessed handles.

Preparation Area

- Mega-top fits three rows of NSF certified polycarbonate 6" deep pans (see table for quantity).
- 1/2" thick, foam insulated lid keeps top pan area cold and prevents moisture build-up.
- 9 1/8" deep cutting board is removable for ease of cleaning.

Shelving

- One epoxy coated, steel wire shelf per section.
- Height adjustable stainless steel clips.

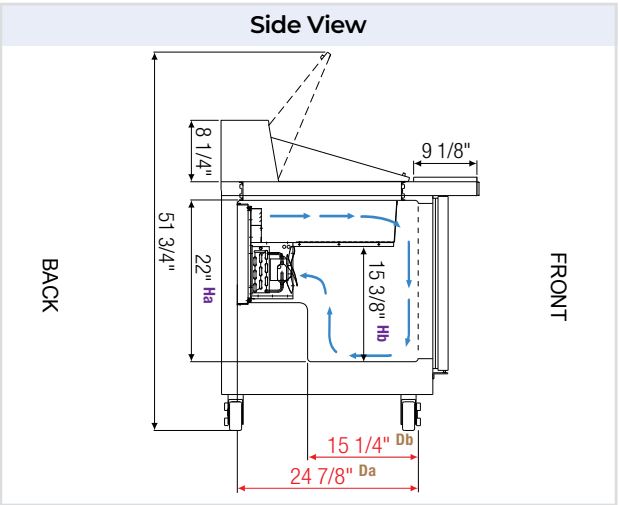
Temperature Control

- Multi-function digital controller with easy to read LED display.
- Factory preset temperature, 35°F. Temp-set range from 33°F to 54°F.
- Audible overheat protection alarm for compressor and condenser coil.

Options

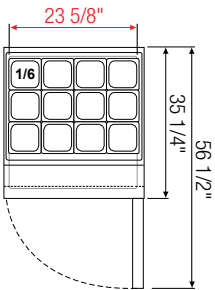
- NSF certified stainless steel double overshef.
- Additional shelving.
- 3" swivel casters with locks.
- 3.5"-6" height-adjustable and interchangeable legs.
- Left hinged door (applies to EPBR1).

Interior Dimensions Exterior Dimensions

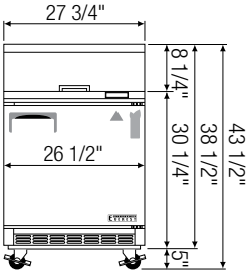


Equipped with 9 ft long NEMA 5-15P plug.

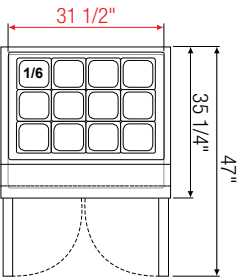
Mounting space for overshef.



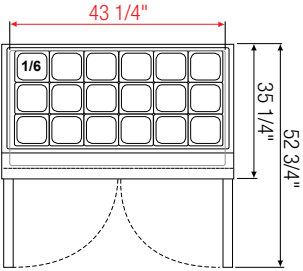
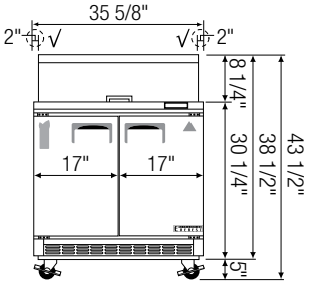
EPBR1



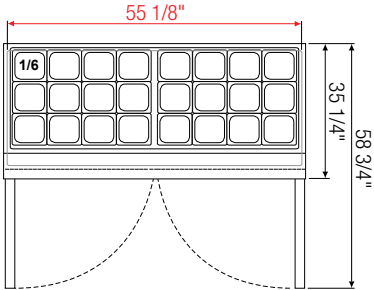
EPBWR2



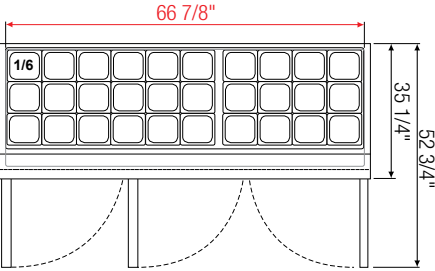
EPBSR2



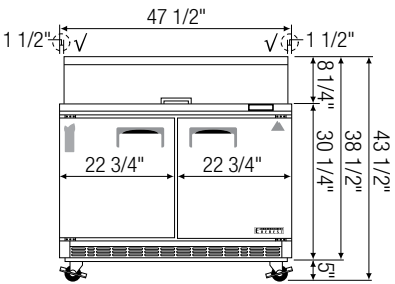
EPBR2



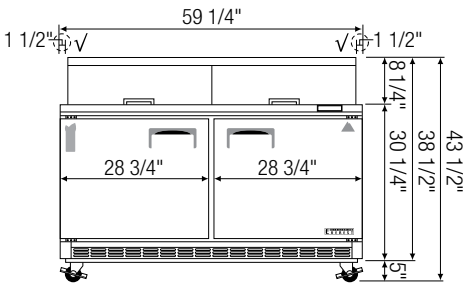
EPBWR2



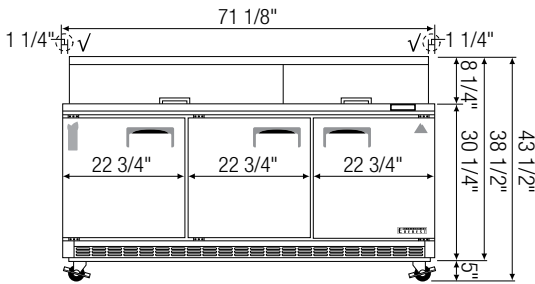
EPBR3



EPBR2



EPBWR2



EPBR3

Model	Ref/ Frz/ Dual	# of Doors	Capacity (Cu. Ft.)	HP	Refrigerant	# of Shelves	# of Pans	Power (V-Hz-Ph)	Amps	Crated Weight (LBS)	Exterior Dimensions (Inches)		
											L	D ^b	H [*]
EPBR1	Ref	1	8	1/5	R290	1	1/6 x 12	115-60-1	2.5	230	27 3/4	35 1/4	38 1/2
EPBSR2	Ref	2	10	1/5	R290	2	1/6 x 12	115-60-1	2.5	272	35 5/8	35 1/4	38 1/2
EPBR2	Ref	2	13	1/4+	R290	2	1/6 x 18	115-60-1	3.5	339	47 1/2	35 1/4	38 1/2
EPBWR2	Ref	2	16	1/3	R290	2	1/6 x 24	115-60-1	2.5	393	59 1/8	35 1/4	38 1/2
EPBR3	Ref	3	19	1/3	R290	3	1/6 x 30	115-60-1	3	455	71 1/8	35 1/4	38 1/2

* Height does not include 5" for casters.

b Depth includes 9 1/8" cutting board.

Da, Db Interior Depth Ha, Hb Interior Height

Specifications subject to change without notice.

Product dimensions are for general purposes and not absolute value. Product capacity (P) is calculated based on standard industry figures. Slight variations may exist. If dimensions and capacity are critical, please contact Everest Refrigeration.

Ref = Refrigerator

Open Top Prep. Tables

BACK MOUNTED CONDENSING UNIT EOTP SERIES



EOTP1 EOTPS2



EOTP2



EOTPW2



EOTP3

Cabinet Construction

- Heavy duty stainless steel interior/exterior with rounded corners for a hazard-free workspace.
- Open spaced interior with no walls between cabinet compartments.
- Vented stainless steel panel between top pan area and cabinet catches food debris.
- 16 gauge, high quality stainless steel worktop and top lids.
- Galvanized steel bottom.
- 2.5" thick high density polyurethane insulation.
- Four 5" swivel casters with locks on front set.

Refrigeration System

- Back mounted, self-contained and fully detachable Blizzard R290 condensing unit uses environmentally friendly, EPA-compliant R290 refrigerant with zero (0) Ozone Depletion Potential (ODP) and three (3) Global Warming Potential (GWP). Blizzard R290 is easily replaceable and requires no on-site brazing.
- Front air breathing for flexibility in installation.
- Electronically commutated (ECM) fan motors achieve rapid cooling with less energy consumption.
- Full-length air duct ensures optimal cold air circulation.
- Time-initiated and temperature-terminated auto defrost cycle for seamless operation.
- Large capacity, corrosion-resistant condenser and evaporator coils.
- Self-maintaining, energy-efficient condensate drain pan requires no external drains or electric heaters.
- High performance, auto-reverse condenser fan motor supports compressor ventilation and condenser coil cleaning.
- Pressure relief devices allow rapid cabinet re-entry.
- Pre-wired and ready to plug, 115V/60Hz/1Ph, NEMA 5-15P.

Doors

- Heavy duty stainless steel interior/exterior.
- 2.5" thick high density polyurethane insulation.
- Frame heaters prevent exterior moisture build up.
- Self-closing with adjustable torsion system for a positive seal.
- Snap-in magnetic gasket for ease of cleaning.
- High strength, recessed handles.

Preparation Area

- Mega-top fits three rows of NSF certified polycarbonate 6" deep pans with lids (see table for quantity).
- Removable 1/2" thick, foam insulated lid keeps top pan area cold and prevents moisture build-up.

Shelving

- One epoxy coated, steel wire shelf per section.
- Height adjustable stainless steel clips.

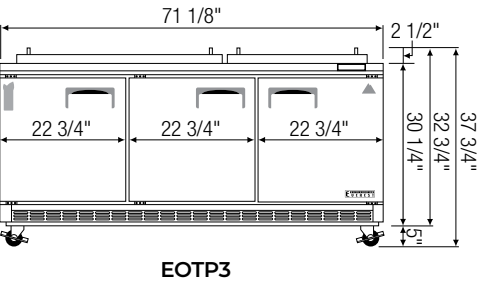
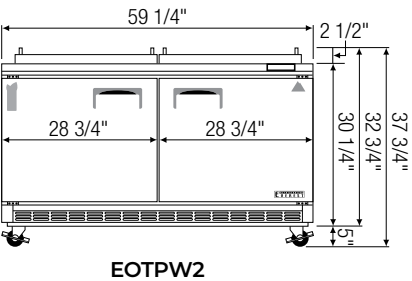
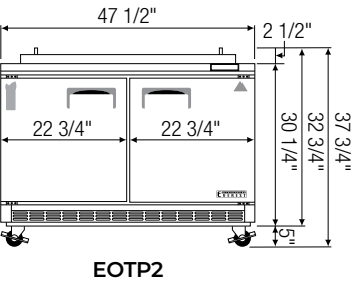
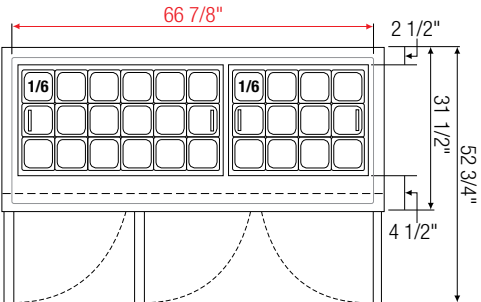
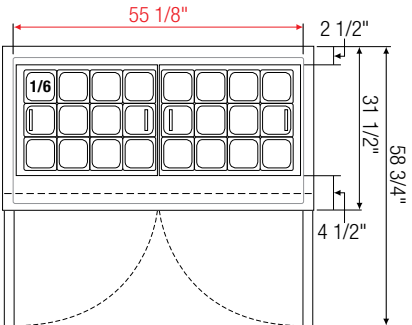
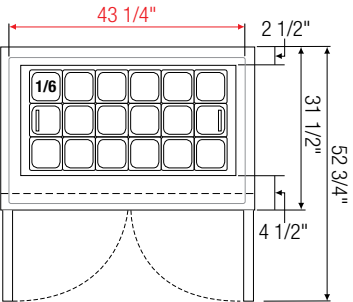
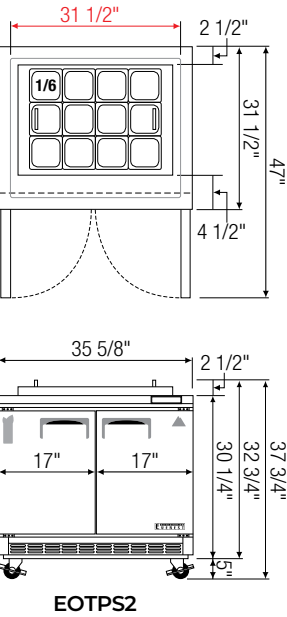
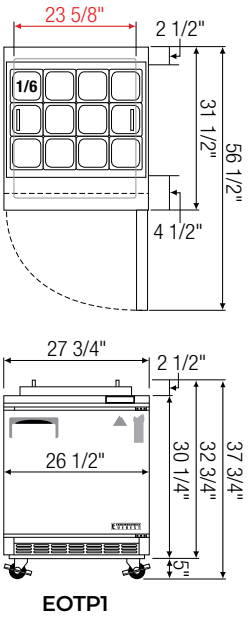
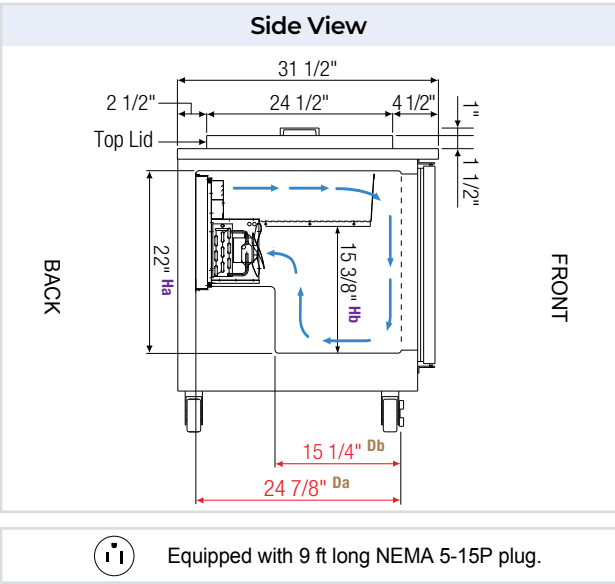
Temperature Control

- Multi-function digital controller with easy to read LED display.
- Factory preset temperature, 35°F. Temp-set range from 33°F to 54°F.
- Audible overheat protection alarm for compressor and condenser coil.

Options

- 9 1/8" deep, removable cutting board.
- Sneeze guard and tray slide (except EOTP1)
- NSF certified stainless steel double overshelf (except EOTP1).
- Additional shelving.
- 3" swivel casters with locks.
- 3.5"-6" height-adjustable and interchangeable legs.
- Left hinged door (applies to EOTP1).

Interior Dimensions Exterior Dimensions



Model	Ref/ Frz/ Dual	# of Doors	Capacity (Cu. Ft.)	HP	Refrigerant	# of Shelves	# of Pans	Power (V-Hz-Ph)	Amps	Crated Weight (LBS)	Exterior Dimensions (Inches)		
											L	D	H*
EOTP1	Ref	1	8	1/5	R290	1	1/6 x 12	115-60-1	2.5	226	27 3/4	31 1/2	32 3/4
EOTPS2	Ref	2	10	1/5	R290	2	1/6 x 12	115-60-1	2.5	260	35 5/8	31 1/2	32 3/4
EOTP2	Ref	2	13	1/4+	R290	2	1/6 x 18	115-60-1	3.5	308	47 1/2	31 1/2	32 3/4
EOTPW2	Ref	2	16	1/3	R290	2	1/6 x 24	115-60-1	2.5	360	59 1/8	31 1/2	32 3/4
EOTP3	Ref	3	19	1/3	R290	3	1/6 x 30	115-60-1	3	424	71 1/8	31 1/2	32 3/4

* Height does not include 5" for casters, height includes top lid and handle.

Da, Db Interior Depth Ha, Hb Interior Height

Specifications subject to change without notice.

Product dimensions are for general purposes and not absolute value. Product capacity (P) is calculated based on standard industry figures. Slight variations may exist. If dimensions and capacity are critical, please contact Everest Refrigeration.

Ref = Refrigerator

Food Prep. Tables

SIDE MOUNTED CONDENSING UNIT

EP & EPP Series

REFRIGERATORS

The Food Prep. Table (Side Mount) series features cold storage and working space for ingredients that need to be cut, sliced and prepared before use. It serves a variety of functions in the sandwich, burger, pizza, salad and dessert lines not only in prep-work but also in food assembly, as well as condiment, sauce and topping dispensary.



Features



Insulated Top Lid

Closes for cold storage. Props open when serving.



Adjustable Top Pans

Detachable dividers accommodate varied top pan sizes.



Detachable Cutting Board

Removable for cleaning. Extendable for extra prep space.



Blizzard R290

EPA/DOE approved, all-in-one, slide-out cooling cartridge.



All Stainless Steel

High quality finish with 2.5" thick thermal insulation.



Ridge-Lined Gaskets

Heavy-duty door gaskets snap out/in for easy cleaning.



Optional Overshelf

Stainless steel double overshelf for additional storage.



Optional Sneeze Guard & Slides

Durable glass sneeze guards and stainless steel tray slides.



Digital Control

Easy settings with audio and visual overheat alarm.



ECM Fan Motors

Electronically commutated motors require less energy.



Other Features

LED lighting, vacuum relief, 3" or 5" swivel casters.

Side Mount Sandwich Prep. Tables

SIDE MOUNTED CONDENSING UNIT EP SERIES



EPR1



EPR2



EPWR2



EPR3

Cabinet Construction

- Heavy duty stainless steel interior/exterior with rounded corners for a hazard-free workspace.
- Open spaced interior with no walls between cabinet compartments.
- Vented stainless steel panel between top pan area and cabinet catches food debris.
- 16 gauge, high quality stainless steel worktop, lid and hood.
- Galvanized steel bottom and rear.
- 2.5" thick high density polyurethane insulation.
- Four 5" swivel casters with locks on front set.

Refrigeration System

- Side mounted, self-contained and fully detachable Blizzard R290 condensing unit uses environmentally friendly, EPA-compliant R290 refrigerant with zero (0) Ozone Depletion Potential (ODP) and three (3) Global Warming Potential (GWP). Blizzard R290 is easily replaceable and requires no on-site brazing.
- Electronically commutated (ECM) fan motors achieve rapid cooling with less energy consumption.
- Full-length air duct ensures optimal cold air circulation.
- Time-initiated and temperature-terminated auto defrost cycle for seamless operation.
- Large capacity, corrosion-resistant condenser and evaporator coils.
- Self-maintaining, energy-efficient condensate drain pan requires no external drains or electric heaters.
- High performance, auto-reverse condenser fan motor supports compressor ventilation and condenser coil cleaning.
- Pressure relief devices allow rapid cabinet re-entry.
- Pre-wired and ready to plug, 115V/60Hz/1Ph, NEMA 5-15P.

Lighting

- Energy efficient silicone coated and shatter-proof LED lighting provides bright, high color illumination with low heat output.

Doors

- Heavy duty stainless steel interior/exterior.
- 2.5" thick high density polyurethane insulation.
- Frame heaters prevent exterior moisture build up.
- Self-closing with adjustable torsion system for a positive seal.
- Snap-in magnetic gasket for ease of cleaning.
- High strength, recessed handles.

Preparation Area

- NSF certified polycarbonate 6" deep pans (see table for quantity).
- 1/2" thick, foam insulated lid keeps top pan area cold and prevents moisture build-up.
- 12 1/4" deep cutting board is removable for ease of cleaning.

Shelving

- Two epoxy coated, steel wire shelves per section.
- Height adjustable stainless steel clips.

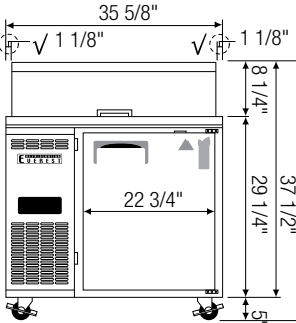
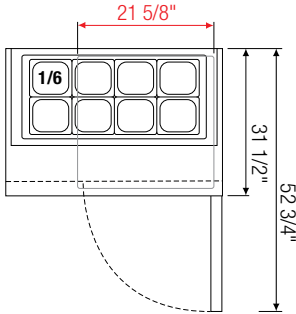
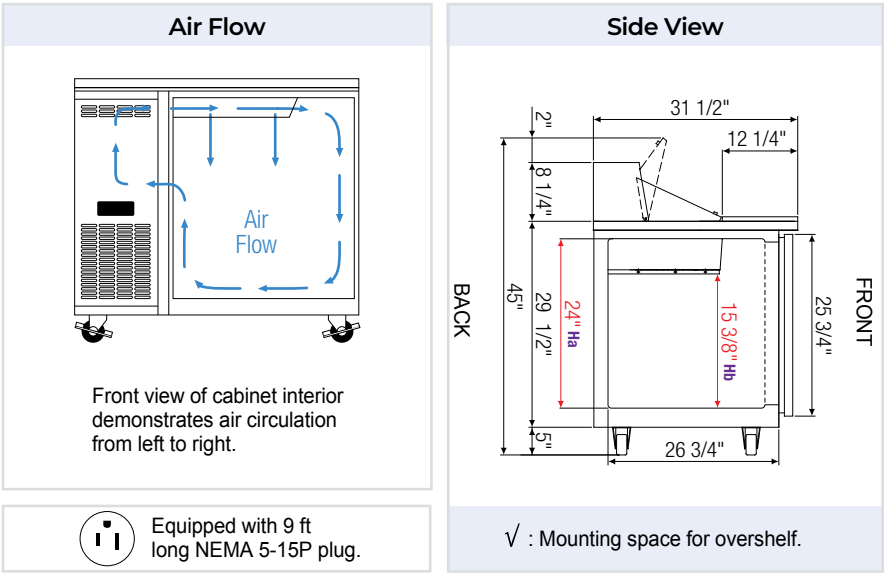
Temperature Control

- Multi-function digital controller with easy to read LED display.
- Factory preset temperature, 35°F. Temp-set range from 33°F to 54°F.
- Audible overheat protection alarm for compressor and condenser coil.

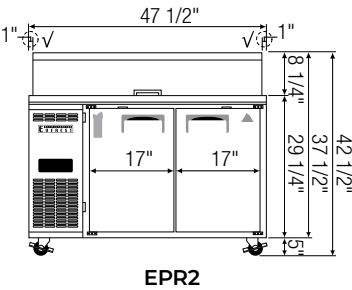
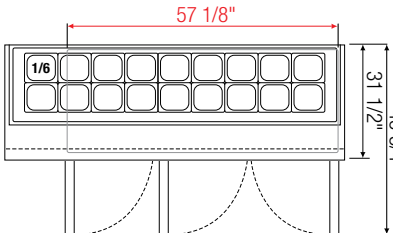
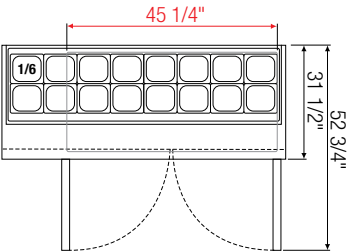
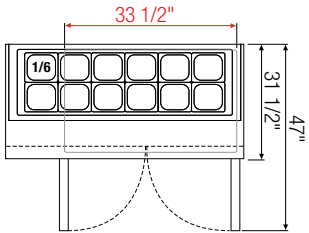
Options

- NSF certified stainless steel double overshef.
- Additional shelving.
- 3" swivel casters with locks.
- 3.5"-6" height-adjustable and interchangeable legs.

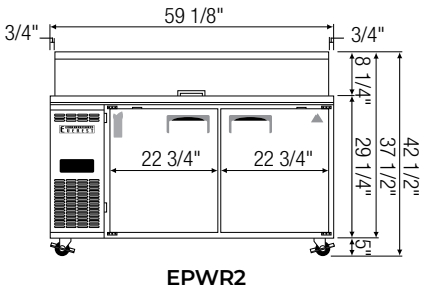
↔ = Interior Dimensions ↔ = Exterior Dimensions



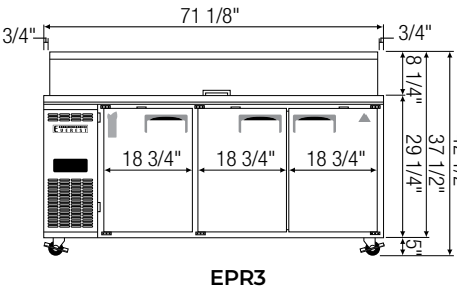
EPR1



EPR2



EPWR2



EPR3

Model	Ref/ Frz/ Dual	# of Doors	Capacity [★] (Cu. Ft.)	HP	Refrigerant	# of Shelves	# of Pans	Power (V-Hz-Ph)	Amps	Crated Weight (LBS)	Exterior Dimensions (Inches)		
											L	D	H*
EPR1	Ref	1	9	1/4+	R290	2	1/6 x 8	115-60-1	3.5	268	35 5/8	31 1/2	37 1/2
EPR2	Ref	2	13	1/4+	R290	4	1/6 x 12	115-60-1	3.5	326	47 1/2	31 1/2	37 1/2
EPWR2	Ref	2	17	1/4+	R290	4	1/6 x 16	115-60-1	3.5	382	59 1/8	31 1/2	37 1/2
EPR3	Ref	3	21	1/3	R290	6	1/6 x 18	115-60-1	2.5	456	71 1/8	31 1/2	37 1/2

★ Height does not include 5" for casters.

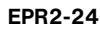
Ha, Hb Interior Height

Specifications subject to change without notice.

Product dimensions are for general purposes and not absolute value. Product capacity (★) is calculated based on standard industry figures. Slight variations may exist. If dimensions and capacity are critical, please contact Everest Refrigeration.

Ref = Refrigerator

SIDE MOUNTED CONDENSING UNIT **EP SERIES**



- Heavy duty stainless steel interior/exterior with rounded corners for a hazard-free workspace.
- Open spaced interior with no walls between cabinet compartments.
- Vented stainless steel panel between top pan area and cabinet catches food debris.
- 16 gauge, high quality stainless steel worktop, lid and hood.
- Galvanized steel bottom and rear.
- 2.5" thick high density polyurethane insulation.
- Four 5" swivel casters with locks on front set.

- Side mounted, self-contained and fully detachable Blizzard R290 condensing unit uses environmentally friendly, EPA-compliant R290 refrigerant with zero (0) Ozone Depletion Potential (ODP) and three (3) Global Warming Potential (GWP). Blizzard R290 is easily replaceable and requires no on-site brazing.
- Electronically commutated (ECM) fan motors achieve rapid cooling with less energy consumption.
- Full-length air duct ensures optimal cold air circulation.
- Time-initiated and temperature-terminated auto defrost cycle for seamless operation.
- Large capacity, corrosion-resistant condenser and evaporator coils.
- Self-maintaining, energy-efficient condensate drain pan requires no external drains or electric heaters.
- High performance, auto-reverse condenser fan motor supports compressor ventilation and condenser coil cleaning.
- Pressure relief devices allow rapid cabinet re-entry.
- Pre-wired and ready to plug, 115V/60Hz/1Ph, NEMA 5-15P.

- Energy efficient silicone coated and shatter-proof LED lighting provides bright, high color illumination with low heat output.

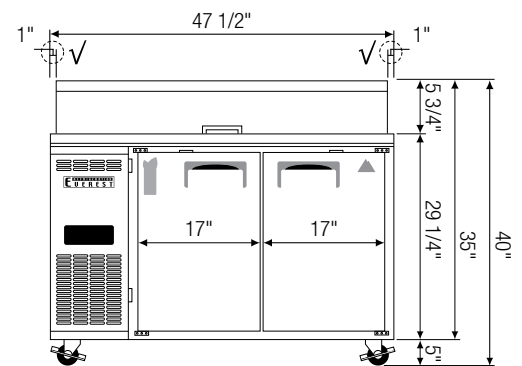
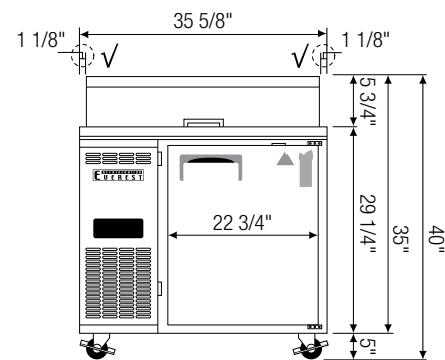
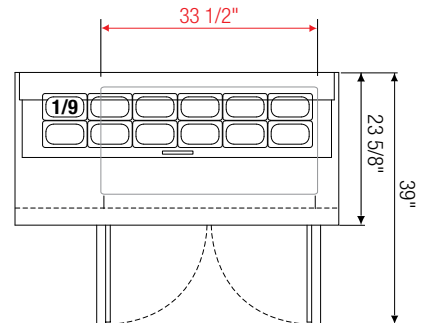
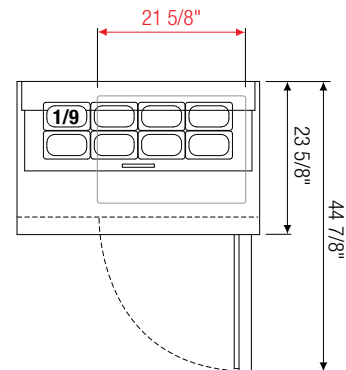
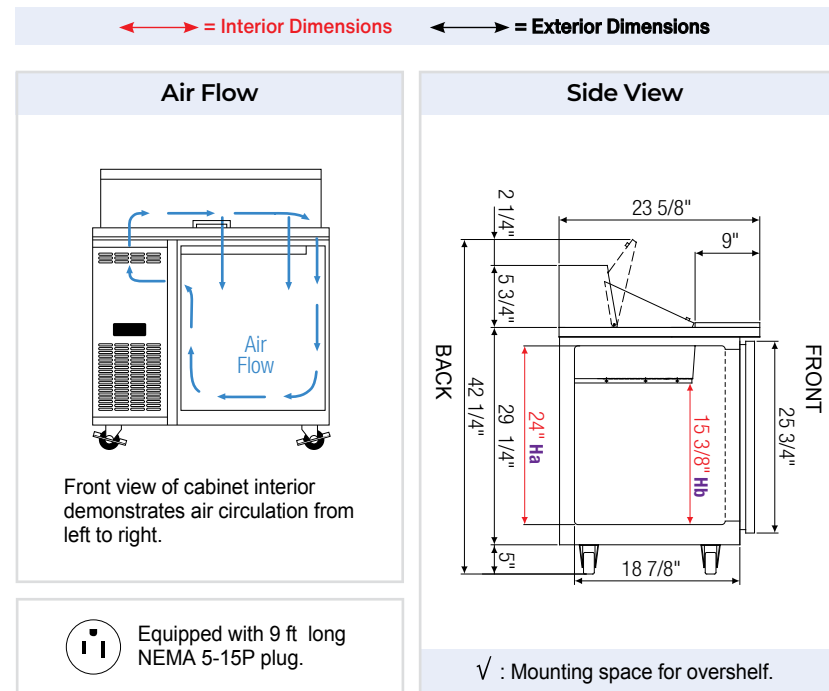
- Heavy duty stainless steel interior/exterior.
- 2.5" thick high density polyurethane insulation.
- Frame heaters prevent exterior moisture build up.
- Self-closing with adjustable torsion system for a positive seal.
- Snap-in magnetic gasket for ease of cleaning.
- High strength, recessed handles.

- NSF certified polycarbonate 6" deep pans (see table for quantity).
- 1/2" thick, foam insulated lid keeps top pan area cold and prevents moisture build-up.
- 9" deep cutting board is removable for ease of cleaning.

- Two epoxy coated, steel wire shelves per section.
- Height adjustable stainless steel clips.

- Multi-function digital controller with easy to read LED display.
- Factory preset temperature, 35°F. Temp-set range from 33°F to 54°F.
- Audible overheat protection alarm for compressor and condenser coil.

- NSF certified stainless steel double overshef.
- Additional shelving.
- 3" swivel casters with locks.
- 3.5"-6" height-adjustable and interchangeable legs.



Model	Ref/ Frz/ Dual	# of Doors	Capacity (Cu. Ft.)	HP	# of Shelves	Refrigerant	# of Pans	Power (V-Hz-Ph)	Amps	Crated Weight (LBS)	Exterior Dimensions (Inches)		
											L	D	H*
EPR1-24	Ref	1	6	1/4+	2	R290	1/9 x 8	115-60-1	3.27	185	35 5/8	23 5/8	35
EPR2-24	Ref	2	9	1/4+	4	R290	1/9 x 12	115-60-1	3.48	229	47 1/2	23 5/8	35

Ref = Refrigerator

Ha, Hb Interior Height

Specifications subject to change without notice.

Product dimensions are for general purposes and not absolute value. Product capacity (P) is calculated based on standard industry figures. Slight variations may exist. If dimensions and capacity are critical, please contact Everest Refrigeration.

Pizza Prep. Tables

SIDE MOUNTED CONDENSING UNIT EPP SERIES



EPPR1



EPPSR2



EPPR2



EPPR3

Cabinet Construction

- Heavy duty stainless steel interior/exterior with rounded corners for a hazard-free workspace.
- Open spaced interior with no walls between cabinet compartments.
- Vented stainless steel panel between top pan area and cabinet catches food debris.
- 16 gauge, high quality stainless steel worktop, lid and hood.
- Galvanized steel bottom and rear.
- 2.5" thick high density polyurethane insulation.
- Four 5" swivel casters with locks on front set (six casters for model EPPR3). Leg stabilizers standard for all models.

Refrigeration System

- Side mounted, self-contained and fully detachable Blizzard R290 condensing unit uses environmentally friendly, EPA-compliant R290 refrigerant with zero (0) Ozone Depletion Potential (ODP) and three (3) Global Warming Potential (GWP). Blizzard R290 is easily replaceable and requires no on-site brazing.
- Electronically commutated (ECM) fan motors achieve rapid cooling with less energy consumption.
- Full-length air duct ensures optimal cold air circulation.
- Time-initiated and temperature-terminated auto defrost cycle for seamless operation.
- Large capacity, corrosion-resistant condenser and evaporator coils.
- Self-maintaining, energy-efficient condensate drain pan requires no external drains or electric heaters.
- High performance, auto-reverse condenser fan motor supports compressor ventilation and condenser coil cleaning.
- Pressure relief devices allow rapid cabinet re-entry.
- Pre-wired and ready to plug, 115V/60Hz/1Ph, NEMA 5-15P.

Doors

- Heavy duty stainless steel interior/exterior.
- 2.5" thick high density polyurethane insulation.
- Frame heaters prevent exterior moisture build up.
- Self-closing with adjustable torsion system for a positive seal.
- Snap-in magnetic gasket for ease of cleaning.
- High strength, recessed handles.

Preparation Area

- NSF certified polycarbonate 6" deep pans (see table for quantity).
- 1/2" thick, foam insulated lid keeps top pan area cold and prevents moisture build-up.
- 19 1/4" deep cutting board is removable for ease of cleaning.

Shelving

- Two epoxy coated, steel wire shelves per section.
- Height adjustable stainless steel clips.

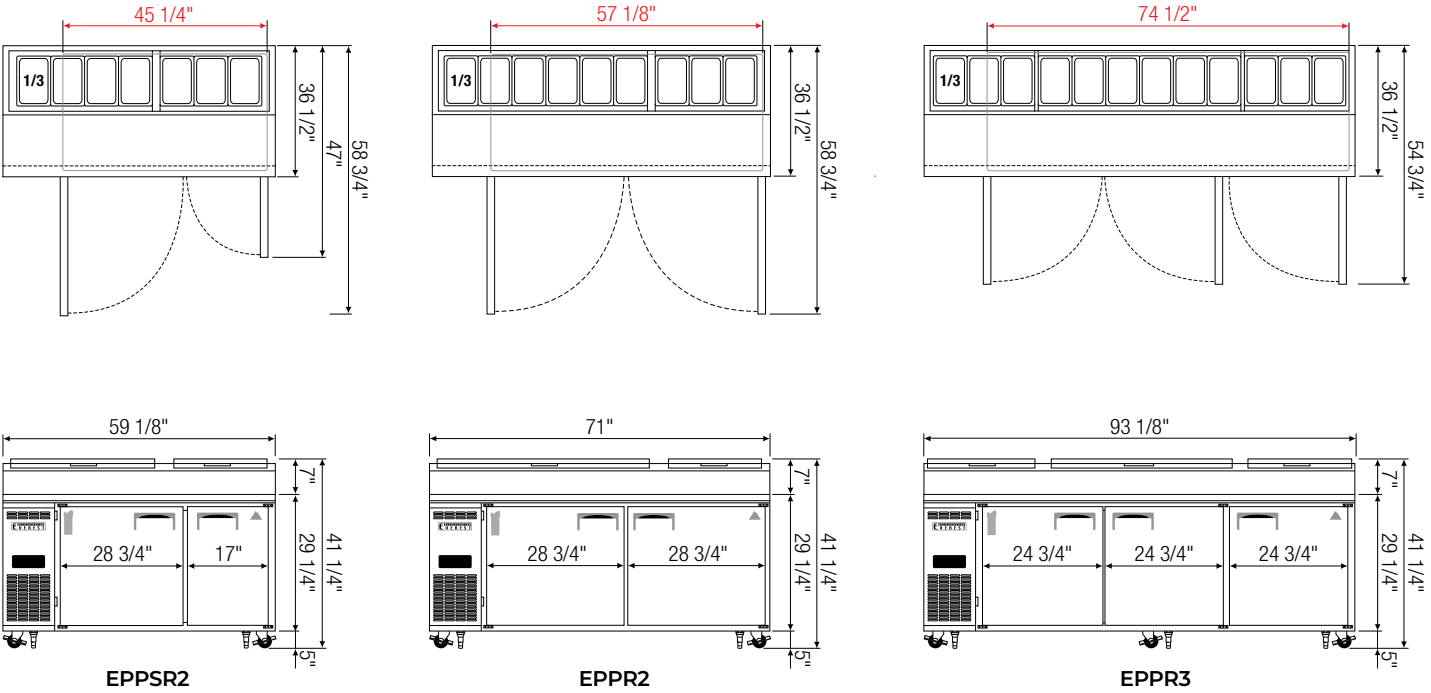
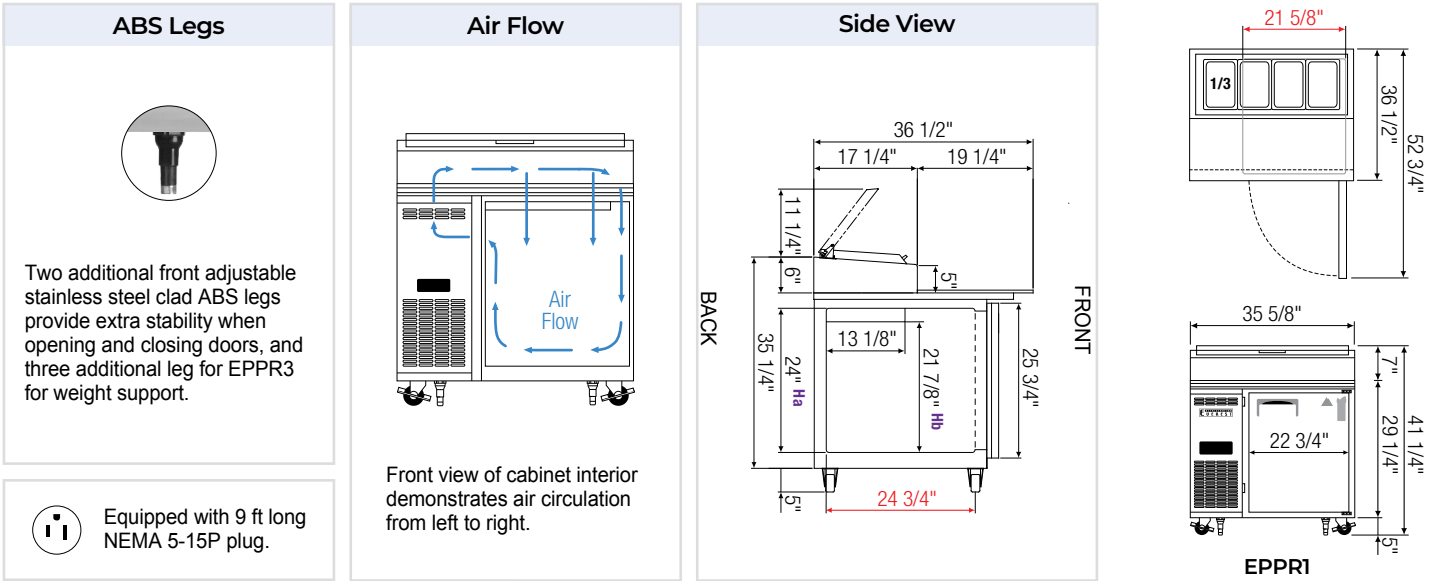
Temperature Control

- Multi-function digital controller with easy to read LED display.
- Factory preset temperature, 35°F. Temp-set range from 33°F to 54°F.
- Audible overheat protection alarm for compressor and condenser coil.

Options

- NSF certified stainless steel double overshelf.
- Additional shelving.
- 3" swivel casters with locks.
- 3.5"-6" height-adjustable and interchangeable legs.

↔ = Interior Dimensions ↔ = Exterior Dimensions



Model	Ref/ Frz/ Dual	# of Doors	Capacity [†] (Cu. Ft.)	HP	Refrigerant	# of Shelves	# of Pans	Power (V-Hz-Ph)	Amps	Crated Weight (LBS)	Exterior Dimensions (Inches)		
											L	D ^a	H [*]
EPPR1	Ref	1	9	1/3	R290	2	1/3 X 4	115-60-1	2.5	295	35 5/8	36 1/2	36 1/4
EPPSR2	Ref	2	16	1/3	R290	4	1/3 X 7	115-60-1	2.5	399	59 1/8	36 1/2	36 1/4
EPPR2	Ref	2	23	1/3	R290	4	1/3 X 9	115-60-1	2.5	450	71	36 1/2	36 1/4
EPPR3	Ref	3	30	1/3	R290	6	1/3 X 12	115-60-1	2.5	665	93 1/8	36 1/2	36 1/4

^{*} Height does not include 5" for casters; height includes top lid and handle.
^a Depth includes 19 1/4" cutting board.
^{Ha, Hb} Interior Height
Specifications subject to change without notice.

Product dimensions are for general purposes and not absolute value. Product capacity ([†]) is calculated based on standard industry figures. Slight variations may exist. If dimensions and capacity are critical, please contact Everest Refrigeration.

Drawered Pizza Prep. Tables

SIDE MOUNTED CONDENSING UNIT EPP SERIES



EPPR1-D2



EPPR2-D2



EPPR2-D4



EPPR3-D2



EPPR3-D4

Cabinet Construction

- Heavy duty stainless steel interior/exterior with rounded corners for a hazard-free workspace.
- Open spaced interior with no walls between cabinet compartments.
- Vented stainless steel panel between top pan area and cabinet catches food debris.
- 16 gauge, high quality stainless steel worktop, lid and hood.
- Galvanized steel bottom and rear.
- 2.5" thick high density polyurethane insulation.
- Four 5" swivel casters with locks on front set (six casters for models EPPR3-D2 and EPPR3-D4). Leg stabilizers standard for all models.

Refrigeration System

- Side mounted, self-contained and fully detachable Blizzard R290 condensing unit uses environmentally friendly, EPA-compliant R290 refrigerant with zero (0) Ozone Depletion Potential (ODP) and three (3) Global Warming Potential (GWP). Blizzard R290 is easily replaceable and requires no on-site brazing.
- Electronically commutated (ECM) fan motors achieve rapid cooling with less energy consumption.
- Full-length air duct ensures optimal cold air circulation.
- Time-initiated and temperature-terminated auto defrost cycle for seamless operation.
- Large capacity, corrosion-resistant condenser and evaporator coils.
- Self-maintaining, energy-efficient condensate drain pan requires no external drains or electric heaters.
- High performance, auto-reverse condenser fan motor supports compressor ventilation and condenser coil cleaning.
- Pressure relief devices allow rapid cabinet re-entry.
- Pre-wired and ready to plug, 115V/60Hz/1Ph, NEMA 5-15P.

Doors & Drawers

- Heavy duty stainless steel interior/exterior.
- 2.5" thick high density polyurethane insulation.
- Frame heaters prevent exterior moisture build up.
- Thick gauge drawer frames with low-friction ball bearings.
- Self-closing door (applies to EPPR3-D2 and EPPR3-D4).
- Snap-in magnetic gaskets for ease of cleaning.
- High strength, recessed handles.

Preparation Area

- NSF certified polycarbonate 6" deep pans (see table for quantity).
- 1/2" thick, foam insulated lid keeps top pan area cold and prevents moisture build-up.
- 19 1/4" deep cutting board is removable for ease of cleaning.

Shelving

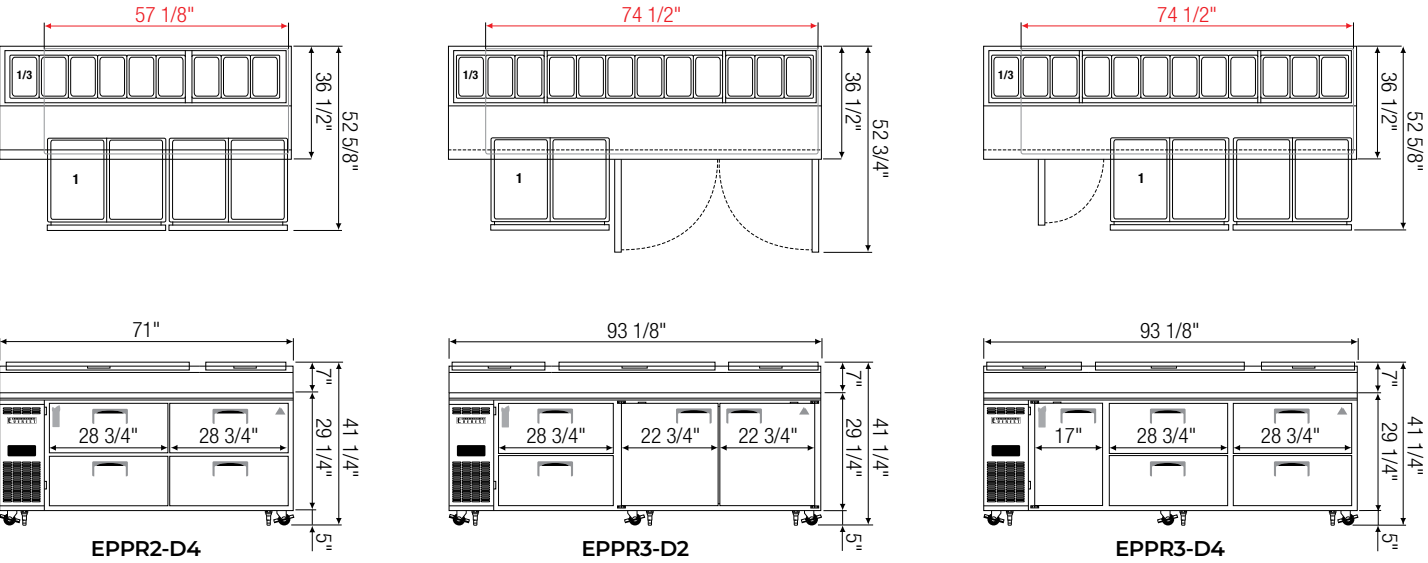
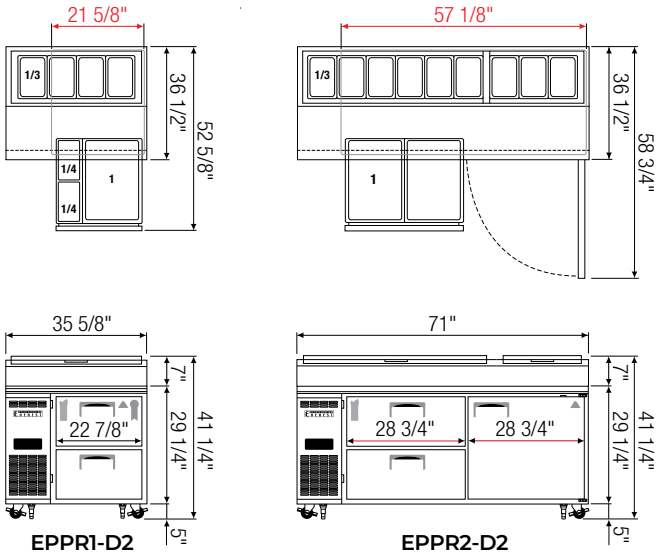
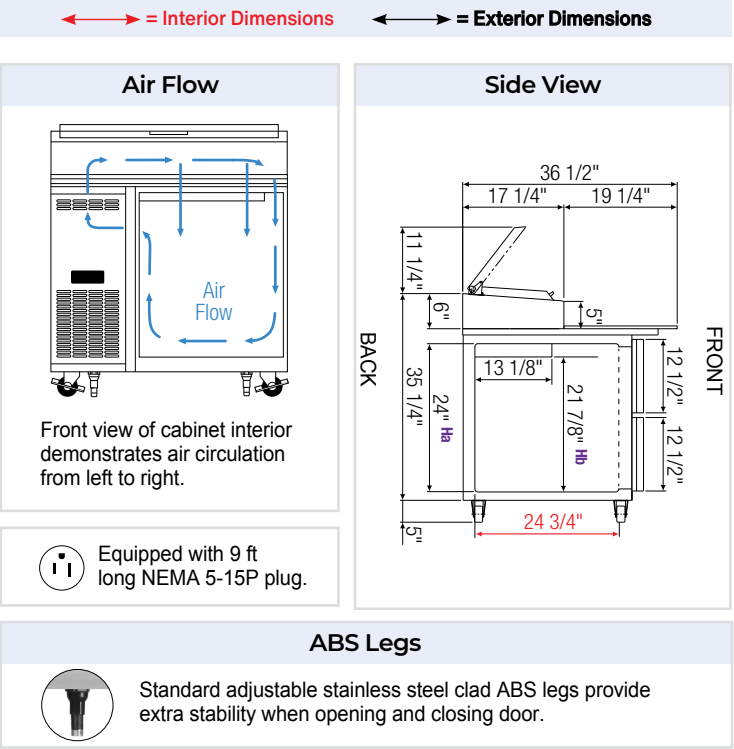
- Epoxy coated, steel wire shelves (applies to EPPR3-D2 and EPPR3-D4).
- Drawer pans not included. See table for drawer pan capacity.

Temperature Control

- Multi-function digital controller with easy to read LED display.
- Factory preset temperature, 35°F. Temp-set range from 33°F to 54°F.
- Audible overheat protection alarm for compressor and condenser coil.

Options

- NSF certified stainless steel double overshef.
- Additional shelving.
- 3" swivel casters with locks.
- 3.5"–6" height-adjustable and interchangeable legs.



Model	Ref/ Frz/ Dual	# of Doors	Capacity [†] (Cu. Ft.)	HP	Refrigerant	# of Shelves	# of Pans (Top)	# of [†] Pans (Drawer)	Power (V-Hz-Ph)	Amps	Crated Weight (LBS)	Exterior Dimensions (Inches)		
												L	D ^a	H [*]
EPPR1-D2	Ref	2(DR)	9	1/3	R290	N/A	1/3 X 4	1 x 2 1/4 x 4	115-60-1	2.5	314	35 5/8	36 1/2	36 1/4
EPPR2-D2	Ref	1(D) 2(DR)	23	1/3	R290	2	1/3 X 9	1 x 4	115-60-1	2.5	492	71	36 1/2	36 1/4
EPPR2-D4	Ref	4(DR)	23	1/3	R290	N/A	1/3 X 9	1 x 8	115-60-1	2.5	494	71	36 1/2	36 1/4
EPPR3-D2	Ref	2(D) 2(DR)	30	1/3	R290	4	1/3 X 12	1 x 4	115-60-1	2.5	665	93 1/8	36 1/2	36 1/4
EPPR3-D4	Ref	1(D) 4(DR)	30	1/3	R290	2	1/3 X 12	1 x 8	115-60-2	2.5	665	93 1/8	36 1/2	36 1/4

* Height does not include 5" for casters; height includes top lid and handle.
a Depth includes 19 1/4" cutting board.
† Drawer pans are not included.
Ha, Hb Interior Height
Specifications subject to change without notice.

Bar Equipment

BACK & SIDE MOUNTED CONDENSING UNIT

EBB, EBD, EGC & ECF SERIES

REFRIGERATORS / CHILLERS

The Bar Equipment series comes in a variety of styles and functions that meet all the needs of the food and drinks industry. From customizable draft faucets to canned/bottled drink storage and display, or a hybrid of both—the line is robust as it is reliable.



Features



Reinforced Door Threshold
Protects interior floor when loading heavy contents.



Detachable Drip Tray
Stainless steel tray is removable for easy cleaning.



Cold Air Hose
Cools the draft tower for colder beer or coffee.



3/4" External Drain Port
Compatible with standard hoses. Hose not included.



Blizzard R290
EPA/DOE approved, all-in-one, slide-out cooling cartridge.



Digital Control
Easy settings with audio and visual overheat alarm.



ECM Fan Motors
Electronically commutated motors require less energy.



Energy Efficient LED
Shielded LED bar. High lumen, low heat.



Ridge-Lined Gasket
Heavy-duty door gaskets snap out/in for easy cleaning.



Other Features
2.5" thick insulation, 3" or 5" swivel casters, lockable door or lid.

Back Bar Coolers

EBB SERIES



EBB23



EBB48



EBB48-SS



EBB59



EBB59-SS



EBB69



EBB90

Cabinet Construction

- Heavy duty stainless steel countertop with textured laminate, black vinyl exterior. Stainless steel exterior for models EBB48-SS and EBB59-SS.
- Galvanized steel interior walls and high quality stainless steel floor.
- 1 3/4" thick high density polyurethane insulation.
- Four pre-installed 5" swivel casters with locks on front set (applies only to model EBB23).
- Built-in caster thread receptacles for all models.

Refrigeration System

- Side mounted, self-contained and fully detachable Blizzard R290 condensing unit uses environmentally friendly, EPA-compliant R290 refrigerant with zero (0) Ozone Depletion Potential (ODP) and three (3) Global Warming Potential (GWP). Blizzard R290 is easily replaceable and requires no on-site brazing (Blizzard R290 condensing unit is back mounted for model EBB23).
- Electronically commutated (ECM) fan motors achieve rapid cooling with less energy consumption.
- Full-length air duct ensures optimal cold air circulation.
- Time-initiated and temperature-terminated auto defrost cycle for seamless operation.
- Large capacity, corrosion-resistant condenser and evaporator coils.
- Self-maintaining, energy-efficient condensate drain pan requires no external drains or electric heaters.
- High performance, auto-reverse condenser fan motor supports compressor ventilation and condenser coil cleaning.
- Pre-wired and ready to plug, 115V/60Hz/1Ph, NEMA 5-15P.

Lighting

- Shielded LED bar lighting with on/off switch provides bright, high color illumination at lower heat output.

Doors

- Textured laminate, black vinyl exterior with galvanized steel interior. Stainless steel exterior and galvanized interior for models EBB48-SS and EBB59-SS.
- 1 3/4" thick high density polyurethane insulation.
- Snap-in magnetic gasket for ease of cleaning.
- High strength, recessed handles.
- Pre-installed locks keep your items safe from theft.

Shelving

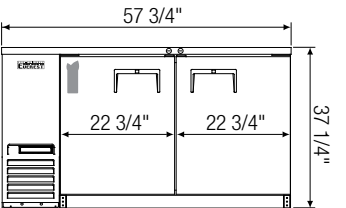
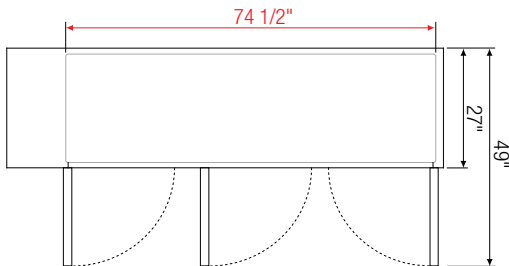
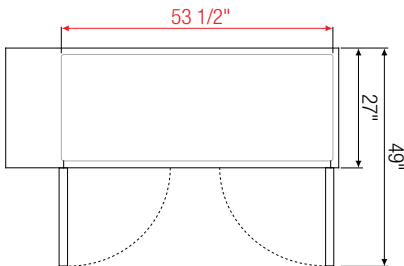
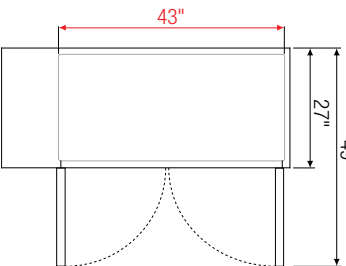
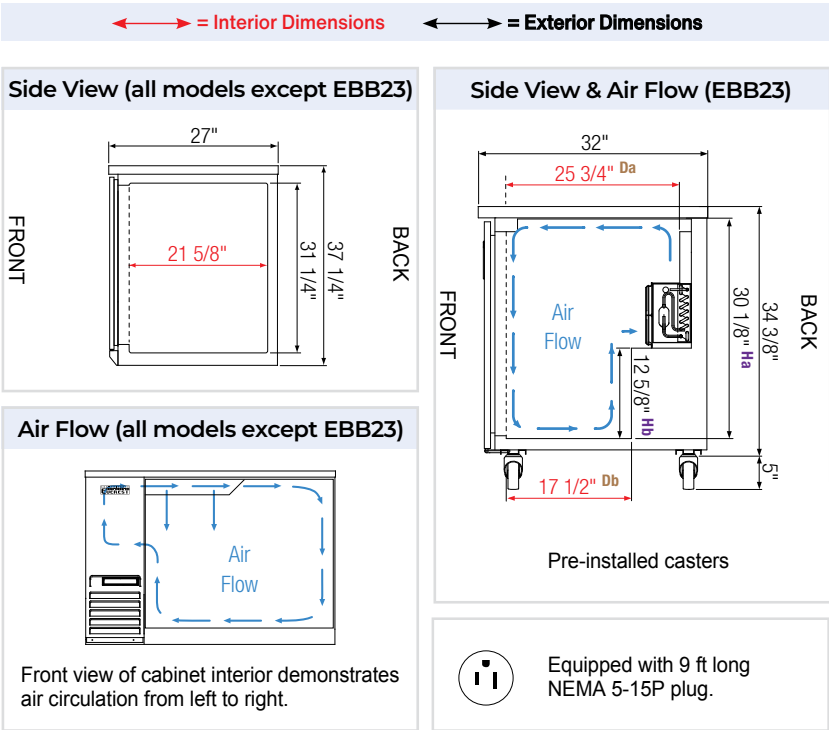
- Two epoxy coated, steel wire shelves per section.
- Height adjustable stainless steel clips.

Temperature Control

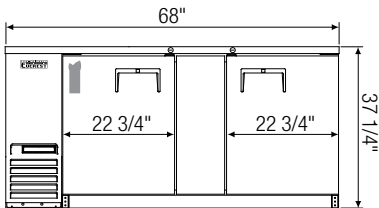
- Multi-function digital controller with easy to read LED display.
- Factory preset temperature, 35°F. Temp-set range from 33°F to 54°F.
- Audible overheat protection alarm for compressor and condenser coil.

Options

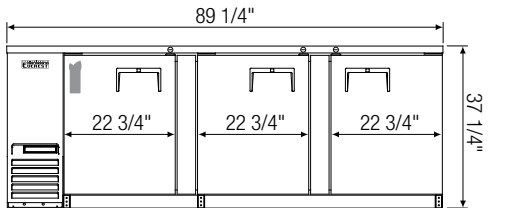
- Additional shelving.
- 3" or 5" swivel casters with locks.
- 3.5"-6" height-adjustable and interchangeable legs.



EBB59(SS)



EBB69



EBB90

Model	Ref/ Frz/ Dual	# of Doors	Capacity (Cu. Ft.)	Capacity		HP	BTU/HR [†]	Refrigerant	# of Shelves	Power (V-Hz-Ph)	Amps	Crated Weight (LBS)	Exterior Dimensions (Inches)		
				12 oz. Cans	12 oz. Bottles								L	D	H
EBB23	Ref	1	8	220	125	1/5	1,655	R290	2	115-60-1	2.5	167	23 1/2	32	39 3/8 [*]
EBB48(SS)	Ref	2	14	490	344	1/4+	1,926	R290	4	115-60-1	3.5	269	49	27	37 1/4
EBB59(SS)	Ref	2	20	640	408	1/4+	1,926	R290	4	115-60-1	3.5	291	57 3/4	27	37 1/4
EBB69	Ref	2	24	800	504	1/4+	1,926	R290	4	115-60-1	3.5	323	68	27	37 1/4
EBB90	Ref	3	32	1120	696	1/3	2,311	R290	6	115-60-1	2.5	450	89 1/4	27	37 1/4

^{*} Height includes 5" for casters.

[†] Based on evaporating temperature of 23°F (-5°C) & condensing temperature of 131°F (55°C).

Da, Db Interior Depth Ha, Hb Interior Height

Specifications subject to change without notice.

Product dimensions are for general purposes and not absolute value. Product capacity ([†]) is calculated based on standard industry figures. Slight variations may exist. If dimensions and capacity are critical, please contact Everest Refrigeration.

Ref = Refrigerator

24" Deep Back Bar Coolers

EBB SERIES



EBB48-24



EBB59-24



EBB69-24



EBB90-24

Cabinet Construction

- Heavy duty stainless steel countertop with textured laminate, black vinyl exterior.
- Open spaced interior with no walls between compartments.
- Galvanized steel interior walls and high quality stainless steel floor.
- 1 3/4" thick high density polyurethane insulation.
- Built-in caster thread receptacles for all models.

Refrigeration System

- Side mounted, self-contained and fully detachable Blizzard R290 condensing unit uses environmentally friendly, EPA-compliant R290 refrigerant with zero (0) Ozone Depletion Potential (ODP) and three (3) Global Warming Potential (GWP). Blizzard R290 is easily replaceable and requires no on-site brazing.
- Electronically commutated (ECM) fan motors achieve rapid cooling with less energy consumption.
- Full-length air duct ensures optimal cold air circulation.
- Time-initiated and temperature-terminated auto defrost cycle for seamless operation.
- Large capacity, corrosion-resistant condenser and evaporator coils.
- Self-maintaining, energy-efficient condensate drain pan requires no external drains or electric heaters.
- High performance, auto-reverse condenser fan motor supports compressor ventilation and condenser coil cleaning.
- Pre-wired and ready to plug, 115V/60Hz/1Ph, NEMA 5-15P.

Lighting

- Shielded LED bar lighting with on/off switch provides bright, high color illumination at lower heat output.

Doors

- Textured laminate, black vinyl exterior with galvanized steel interior.
- 1 3/4" thick high density polyurethane insulation.
- Snap-in magnetic gasket for ease of cleaning.
- High strength, recessed handles.
- Pre-installed locks keep your items safe from theft.

Shelving

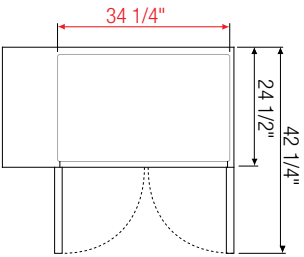
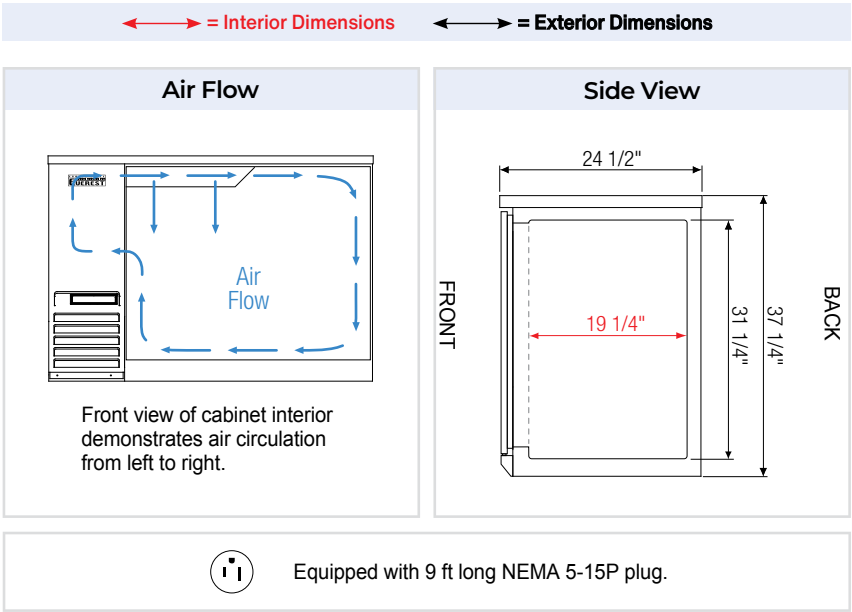
- Two epoxy coated, steel wire shelves per section.
- Height adjustable stainless steel clips.

Temperature Control

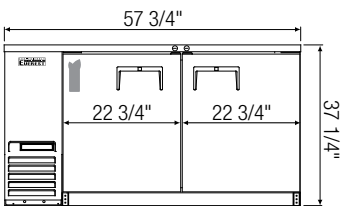
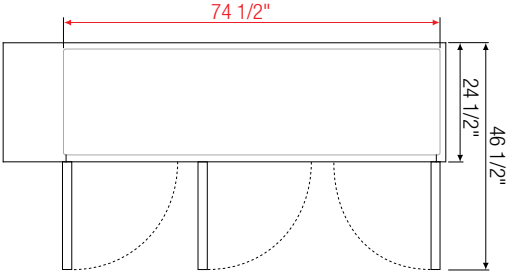
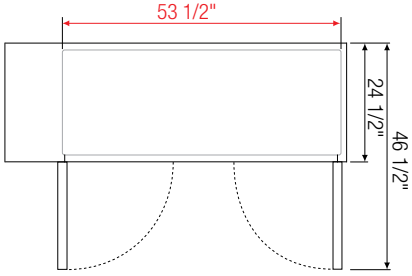
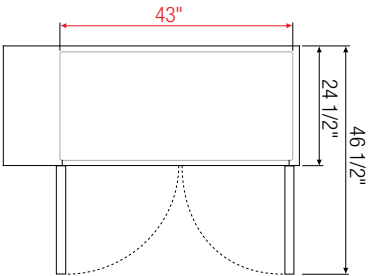
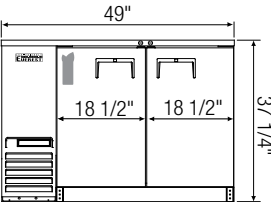
- Multi-function digital controller with easy to read LED display.
- Factory preset temperature, 35°F. Temp-set range from 33°F to 54°F.
- Audible overheat protection alarm for compressor and condenser coil.

Options

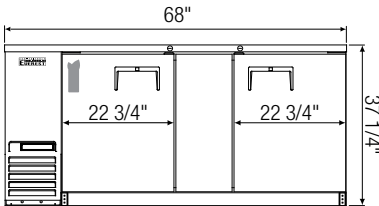
- Additional shelving.
- 3" or 5" swivel casters with locks.
- 3.5"-6" height-adjustable and interchangeable legs.



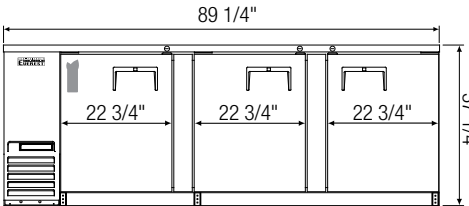
EBB48-24



EBB59-24



EBB69-24



EBB90-24

Model	Ref/ Frz/ Dual	# of Doors	Capacity (Cu. Ft.)	Capacity		HP	BTU/HR [†]	Refrigerant	# of Shelves	Power (V-Hz-Ph)	Amps	Crated Weight (LBS)	Exterior Dimensions (Inches)		
				12 oz. Cans	12 oz. Bottles								L	D	H
EBB48-24	Ref	2	13	420	294	1/4+	1,926	R290	4	115-60-1	3.5	334	49	24 1/2	37 1/4
EBB59-24	Ref	2	17	560	357	1/4+	1,926	R290	4	115-60-1	3.5	274	57 3/4	24 1/2	37 1/4
EBB69-24	Ref	2	20	700	441	1/4+	1,926	R290	4	115-60-1	3.5	301	68	24 1/2	37 1/4
EBB90-24	Ref	3	28	980	609	1/3	2,311	R290	6	115-60-1	2.5	420	89 1/4	24 1/2	37 1/4

[†] Based on evaporating temperature of 23°F (-5°C) & condensing temperature of 131°F (55°C).

Ref = Refrigerator

Specifications subject to change without notice.

Product dimensions are for general purposes and not absolute value. Product capacity (P) is calculated based on standard industry figures. Slight variations may exist. If dimensions and capacity are critical, please contact Everest Refrigeration.



EBB23G



EBB48G



EBB48G-SS



EBB59G



EBB59G-SS



EBB69G



EBB90G

Cabinet Construction

- Heavy duty stainless steel countertop with textured laminate, black vinyl exterior. Stainless steel exterior for models EBB48G-SS and EBB59G-SS.
- Galvanized steel interior walls and high quality stainless steel floor.
- 1 3/4" thick high density polyurethane insulation.
- Four pre-installed 5" swivel casters with locks on front set (applies only to model EBB23G).
- Built-in caster thread receptacles for all models.

Refrigeration System

- Side mounted, self-contained and fully detachable Blizzard R290 condensing unit uses environmentally friendly, EPA-compliant R290 refrigerant with zero (0) Ozone Depletion Potential (ODP) and three (3) Global Warming Potential (GWP). Blizzard R290 is easily replaceable and requires no on-site brazing (Blizzard R290 condensing unit is back mounted for model EBB23G).
- Electronically commutated (ECM) fan motors achieve rapid cooling with less energy consumption.
- Full-length air duct ensures optimal cold air circulation.
- Time-initiated and temperature-terminated auto defrost cycle for seamless operation.
- Large capacity, corrosion-resistant condenser and evaporator coils.
- Self-maintaining, energy-efficient condensate drain pan requires no external drains or electric heaters.
- High performance, auto-reverse condenser fan motor supports compressor ventilation and condenser coil cleaning.
- Pre-wired and ready to plug, 115V/60Hz/1Ph, NEMA 5-15P.

Lighting

- Shielded LED bar lighting with on/off switch provides bright, high color illumination at lower heat output.

Doors

- Low emissivity double glass panes reflect UV rays for efficient cooling.
- Black PVC frames. Matte finish aluminum door frames for models EBB48G-SS and EBB59G-SS.
- Snap-in magnetic gasket for ease of cleaning.
- High strength, die-cast handles.
- Pre-installed locks keep your items safe from theft.

Shelving

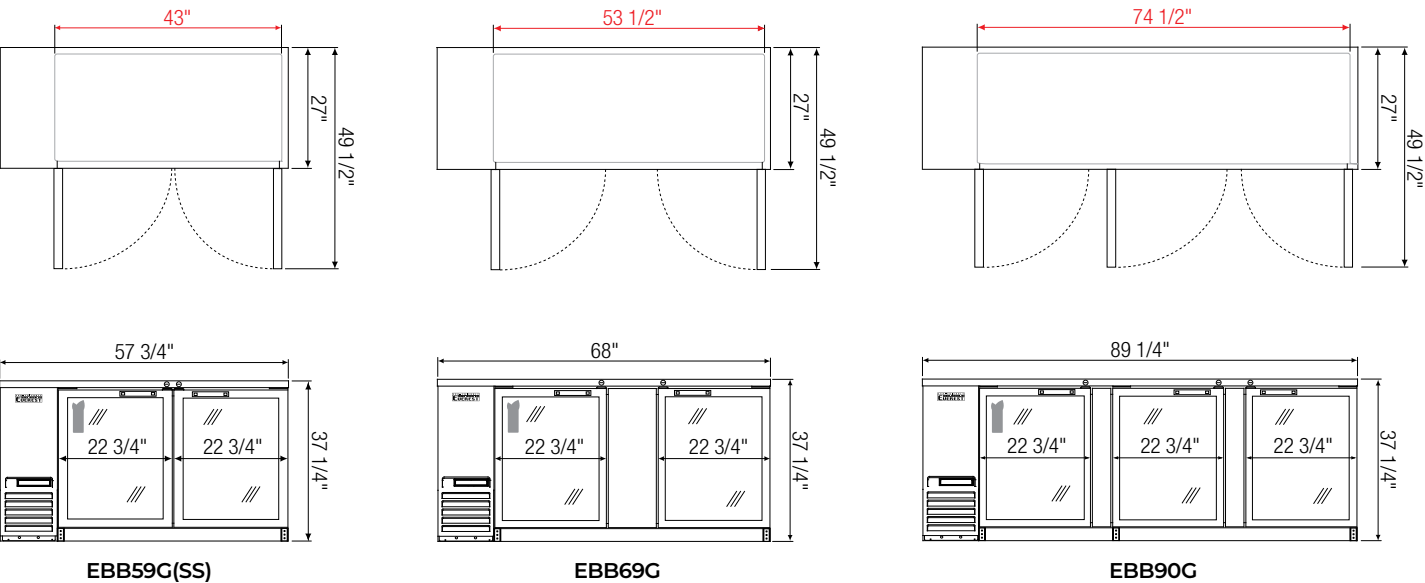
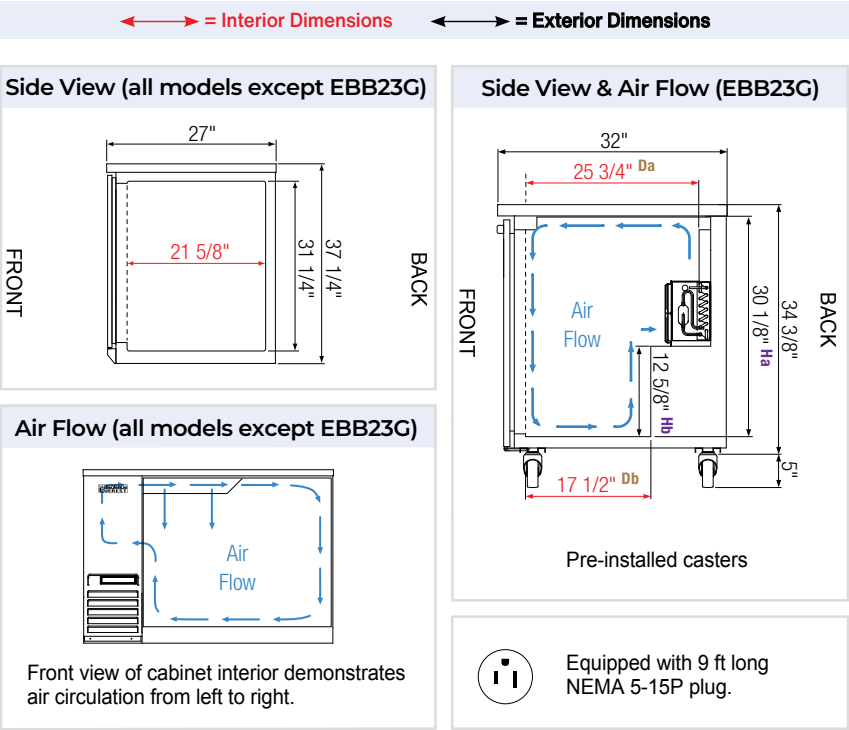
- Two epoxy coated, steel wire shelves per section.
- Height adjustable stainless steel clips.

Temperature Control

- Multi-function digital controller with easy to read LED display.
- Factory preset temperature, 35°F. Temp-set range from 33°F to 54°F.
- Audible overheat protection alarm for compressor and condenser coil.

Options

- Additional shelving.
- 3" or 5" swivel casters with locks.
- 3.5"-6" height-adjustable and interchangeable legs.



Model	Ref/ Frz/ Dual	# of Doors	Capacity (Cu. Ft.)	Capacity		HP	BTU/HR [†]	Refrigerant	# of Shelves	Power (V-Hz-Ph)	Amps	Crated Weight (LBS)	Exterior Dimensions (Inches)		
				12 oz. Cans	12 oz. Bottles								L	D*	H
EBB23G	Ref	1	8	220	125	1/5	1,655	R290	2	115-60-1	2.5	179	23 1/2	32	39 3/8 ^a
EBB48G(SS)	Ref	2	14	490	344	1/4+	1,926	R290	4	115-60-1	3.5	288	49	27	37 1/4
EBB59G(SS)	Ref	2	20	640	408	1/4+	1,926	R290	4	115-60-1	3.5	313	57 3/4	27	37 1/4
EBB69G	Ref	2	24	800	504	1/4+	1,926	R290	4	115-60-1	3.5	347	68	27	37 1/4
EBB90G	Ref	3	32	1120	696	1/3	2,311	R290	6	115-60-1	2.5	496	89 1/4	27	37 1/4

★ Depth does not include protruding door handles.

^a Height includes 5" for casters.

[†] Based on evaporating temperature of 23°F (-5°C) & condensing temperature of 131°F (55°C).

Da, Db Interior Depth Ha, Hb Interior Height

Specifications subject to change without notice.

Product dimensions are for general purposes and not absolute value. Product capacity (P) is calculated based on standard industry figures. Slight variations may exist. If dimensions and capacity are critical, please contact Everest Refrigeration.

Ref = Refrigerator

24" Deep Glass Door Back Bar Coolers

EBB SERIES



EBB48G-24



EBB59G-24



EBB69G-24



EBB90G-24

Cabinet Construction

- Heavy duty stainless steel countertop with textured laminate, black vinyl exterior.
- Open spaced interior with no walls between compartments.
- Galvanized steel interior walls and high quality stainless steel floor.
- 1 3/4" thick high density polyurethane insulation.
- Built-in caster thread receptacles for all models.

Refrigeration System

- Side mounted, self-contained and fully detachable Blizzard R290 condensing unit uses environmentally friendly, EPA-compliant R290 refrigerant with zero (0) Ozone Depletion Potential (ODP) and three (3) Global Warming Potential (GWP). Blizzard R290 is easily replaceable and requires no on-site brazing.
- Electronically commutated (ECM) fan motors achieve rapid cooling with less energy consumption.
- Full-length air duct ensures optimal cold air circulation.
- Time-initiated and temperature-terminated auto defrost cycle for seamless operation.
- Large capacity, corrosion-resistant condenser and evaporator coils.
- Self-maintaining, energy-efficient condensate drain pan requires no external drains or electric heaters.
- High performance, auto-reverse condenser fan motor supports compressor ventilation and condenser coil cleaning.
- Pre-wired and ready to plug, 115V/60Hz/1Ph, NEMA 5-15P.

Lighting

- Shielded LED bar lighting with on/off switch provides bright, high color illumination at lower heat output.

Doors

- Low emissivity double glass panes reflect UV rays for efficient cooling.
- Black PVC frames.
- Snap-in magnetic gasket for ease of cleaning.
- High strength, die-cast handles.
- Pre-installed locks keep your items safe from theft.

Shelving

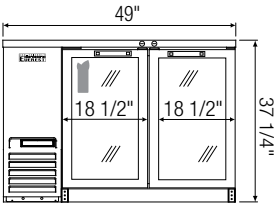
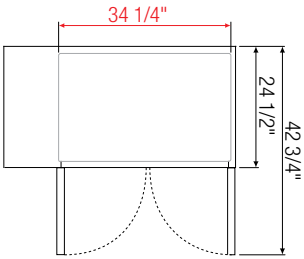
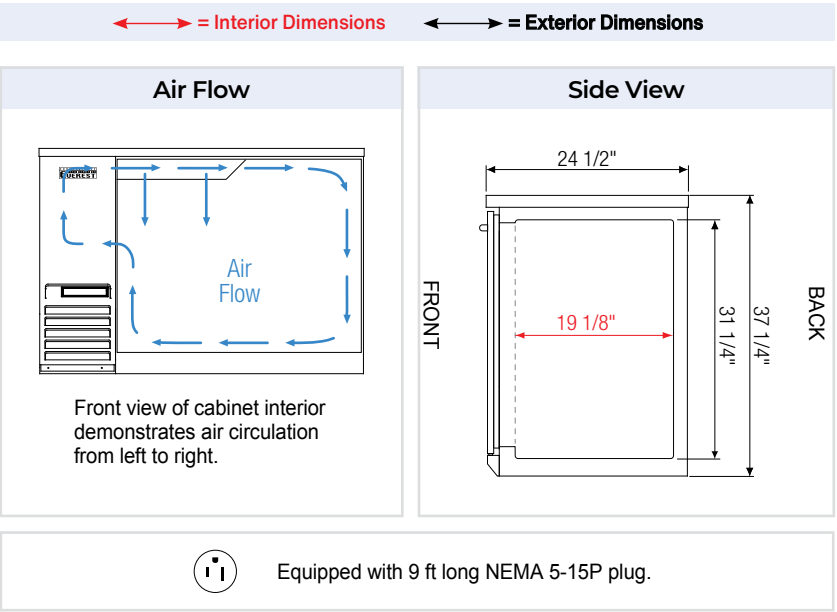
- Two epoxy coated, steel wire shelves per section.
- Height adjustable stainless steel clips.

Temperature Control

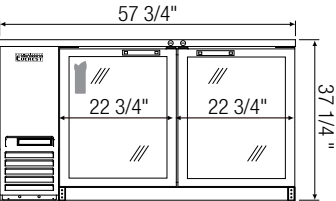
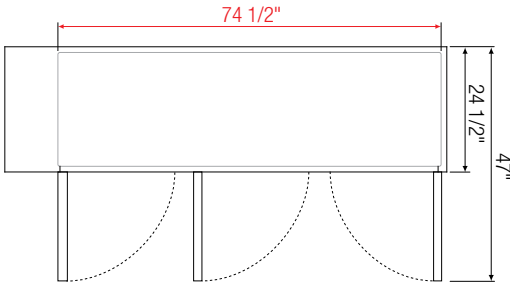
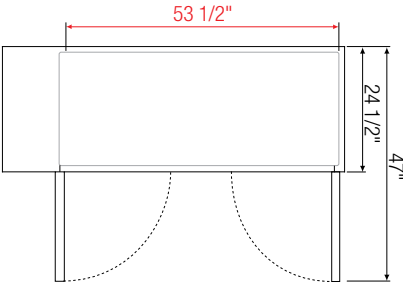
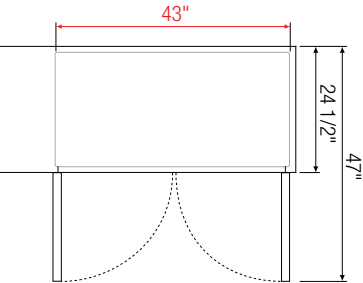
- Multi-function digital controller with easy to read LED display.
- Factory preset temperature, 35°F. Temp-set range from 33°F to 54°F.
- Audible overheat protection alarm for compressor and condenser coil.

Options

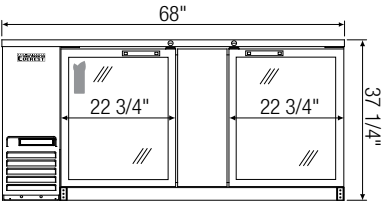
- Additional shelving.
- 3" or 5" swivel casters with locks.
- 3.5"-6" height-adjustable and interchangeable legs.



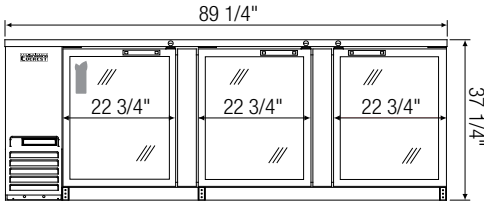
EBB48G-24



EBB59G-24



EBB69G-24



EBB90G-24

Model	Ref/ Frz/ Dual	# of Doors	Capacity (Cu. Ft.)	Capacity		HP	BTU/HR [†]	Refrigerant	# of Shelves	Power (V-Hz-Ph)	Amps	Crated Weight (LBS)	Exterior Dimensions (Inches)		
				12 oz. Cans	12 oz. Bottles								L	D [*]	H
EBB48G-24	Ref	2	13	420	294	1/4+	1,926	R290	4	115-60-1	3.5	277	49	24 1/2	37 1/4
EBB59G-24	Ref	2	17	560	357	1/4+	1,926	R290	4	115-60-1	3.5	297	57 3/4	24 1/2	37 1/4
EBB69G-24	Ref	2	20	700	441	1/4+	1,926	R290	4	115-60-1	2.5	328	68	24 1/2	37 1/4
EBB90G-24	Ref	3	28	980	609	1/3	2,311	R290	6	115-60-1	2.5	455	89 1/4	24 1/2	37 1/4

★ Depth does not include protruding door handles.

† Based on evaporating temperature of 23°F (-5°C) & condensing temperature of 131°F (55°C).

Specifications subject to change without notice.

Product dimensions are for general purposes and not absolute value. Product capacity (P) is calculated based on standard industry figures. Slight variations may exist. If dimensions and capacity are critical, please contact Everest Refrigeration.

Ref = Refrigerator

24" Deep Sliding Glass Door Back Bar Coolers

EBB SERIES



EBB48G-SD EBB48G-SD-SS



EBB59G-SD EBB59G-SD-SS



EBB69G-SD



EBB90G-SD

Cabinet Construction

- Heavy duty stainless steel countertop with textured laminate, black vinyl exterior. Stainless steel exterior for models EBB48G-SD-SS and EBB59G-SD-SS.
- Open spaced interior with no walls between compartments.
- Galvanized steel interior walls and high quality stainless steel floor.
- 1 3/4" thick high density polyurethane insulation.
- Built-in caster thread receptacles for all models.

Refrigeration System

- Side mounted, self-contained and fully detachable Blizzard R290 condensing unit uses environmentally friendly, EPA-compliant R290 refrigerant with zero (0) Ozone Depletion Potential (ODP) and three (3) Global Warming Potential (GWP). Blizzard R290 is easily replaceable and requires no on-site brazing.
- Electronically commutated (ECM) fan motors achieve rapid cooling with less energy consumption.
- Full-length air duct ensures optimal cold air circulation.
- Time-initiated and temperature-terminated auto defrost cycle for seamless operation.
- Large capacity, corrosion-resistant condenser and evaporator coils.
- Self-maintaining, energy-efficient condensate drain pan requires no external drains or electric heaters.
- High performance, auto-reverse condenser fan motor supports compressor ventilation and condenser coil cleaning.
- Pre-wired and ready to plug, 115V/60Hz/1Ph, NEMA 5-15P.

Lighting

- Shielded LED bar lighting with on/off switch provides bright, high color illumination at lower heat output.

Doors

- Low emissivity double glass panes reflect UV rays for efficient cooling.
- Black PVC frames. Gray PVC door frames for models EBB48G-SD-SS and EBB59G-SD-SS.
- Self-closing with heavy duty door bumpers for impact absorption.
- Removable doors and stainless steel door tracks for ease of cleaning.
- Pre-installed locks keep your items safe from theft.

Shelving

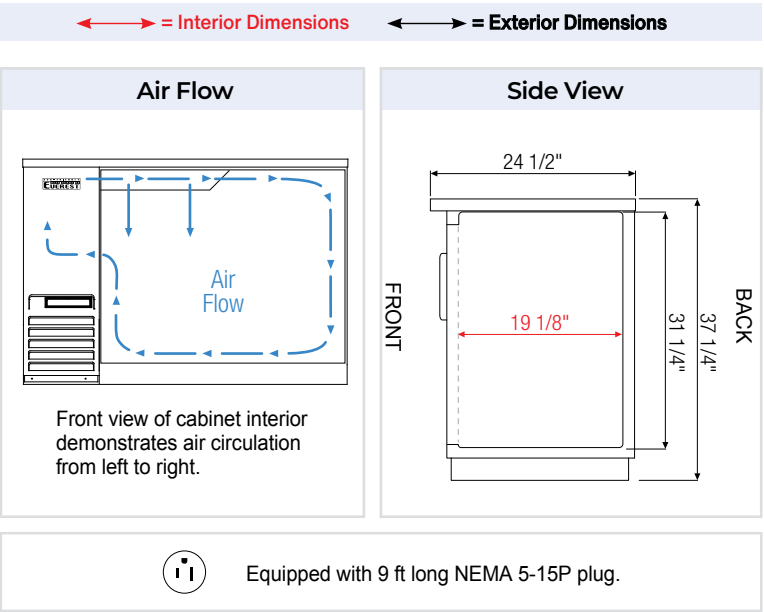
- Two epoxy coated, steel wire shelves per section.
- Height adjustable stainless steel clips.

Temperature Control

- Multi-function digital controller with easy to read LED display.
- Factory preset temperature, 35°F. Temp-set range from 33°F to 54°F.
- Audible overheat protection alarm for compressor and condenser coil.

Options

- Additional shelving.
- 3" or 5" swivel casters with locks.
- 3.5"-6" height-adjustable and interchangeable legs.





Cabinet Construction

- Heavy duty stainless steel countertop with textured laminate, black vinyl exterior. Stainless steel exterior for models EBD2-SS and EBD4-SS. Stainless steel rails for model EBD1.
- Galvanized steel interior walls and high quality stainless steel floor.
- Exterior T-shaped drain port routes excess moisture from the top tray. Drain hose not included. Floor drain required.
- 1 3/4" thick high density polyurethane insulation.
- Four pre-installed 5" swivel casters with locks on front set (applies only to model EBD1).
- Built-in caster thread receptacles for all models.

Refrigeration System

- Side mounted, self-contained and fully detachable Blizzard R290 condensing unit uses environmentally friendly, EPA-compliant R290 refrigerant with zero (0) Ozone Depletion Potential (ODP) and three (3) Global Warming Potential (GWP). Blizzard R290 is easily replaceable and requires no on-site brazing (Blizzard R290 condensing unit is back mounted for model EBD1).
- Electronically commutated (ECM) fan motors achieve rapid cooling with less energy consumption.
- Full-length air duct ensures optimal cold air circulation.
- Time-initiated and temperature-terminated auto defrost cycle for seamless operation.
- Large capacity, corrosion-resistant condenser and evaporator coils.
- Self-maintaining, energy-efficient condensate drain pan requires no external drains or electric heaters.
- High performance, auto-reverse condenser fan motor supports compressor ventilation and condenser coil cleaning.
- Pre-wired and ready to plug, 115V/60Hz/1Ph, NEMA 5-15P.

Lighting

- Energy efficient silicone coated and shatter-proof LED lighting provides bright, high color illumination with low heat output.

Doors

- Textured laminate, black vinyl exterior with galvanized steel interior. Stainless steel exterior and galvanized interior for models EBD2-SS and EBD4-SS.
- 1 3/4" thick high density polyurethane insulation.
- Snap-in magnetic gasket for ease of cleaning.
- High strength, recessed handles.
- Pre-installed locks keep your items safe from theft.

Draft Arms

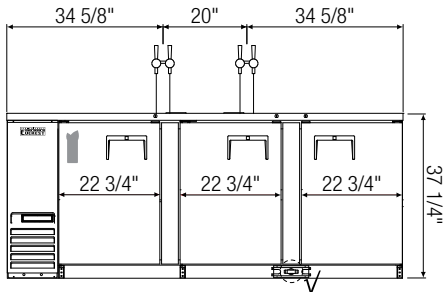
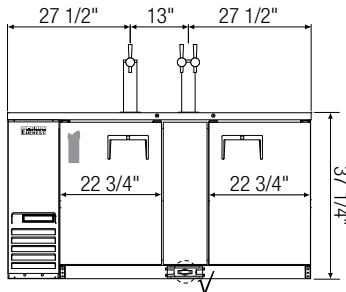
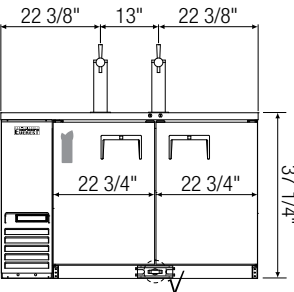
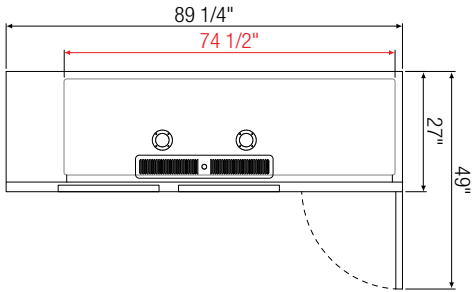
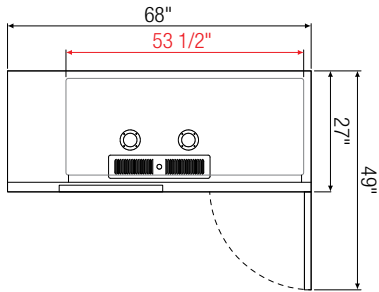
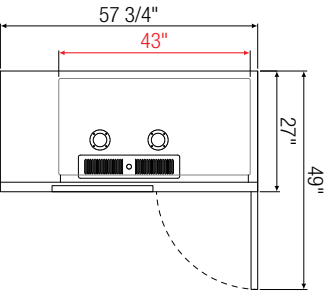
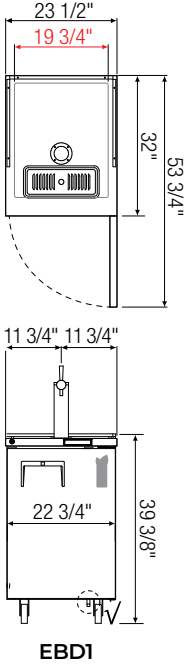
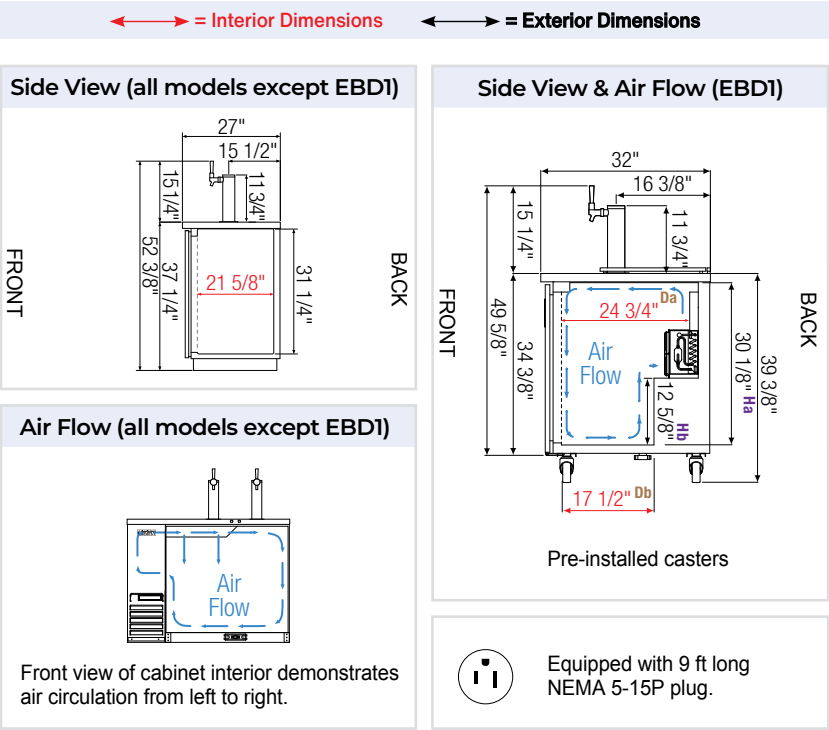
- NSF certified, 3" diameter insulated stainless steel draft arm with matching air distributor. One single faucet draft arm for model EBD1. Two single faucet draft arms for models EBD2 and EBD2-SS. One single faucet and one dual faucet draft arms for model EBD3. Two dual faucet draft arms for models EBD4 and EBD4-SS.

Temperature Control

- Multi-function digital controller with easy to read LED display.
- Factory preset temperature, 35°F. Temp-set range from 33°F to 54°F.
- Audible overheat protection alarm for compressor and condenser coil.

Options

- Dual or triple faucet draft arms and matching air distributors.
- 3" or 5" swivel casters with locks.
- 3.5"-6" height-adjustable and interchangeable legs.



Model	Ref/ Frz/ Dual	# of Doors	Capacity [†] (Cu. Ft.)	# of 1/2 Barrels	HP	BTU/HR [†]	Refrigerant	Power (V-Hz-Ph)	Amps	Crated Weight (LBS)	Exterior Dimensions (Inches)		
											L	D	H
EBD1	Ref	1	8	1	1/5	1,655	R290	115-60-1	2.5	167	23 1/2	32	39 3/8 ^a
EBD2(SS)	Ref	2	20	2	1/4+	1,926	R290	115-60-1	3.5	282	57 3/4	27	37 1/4
EBD3	Ref	2	24	3	1/4+	1,926	R290	115-60-1	3.5	320	68	27	37 1/4
EBD4(SS)	Ref	3	32	4	1/3	2,311	R290	115-60-1	2.5	450 / 455	89 1/4	27	37 1/4

[†] Based on evaporating temperature of 23°F (-5°C) & condensing temperature of 131°F (55°C).
^a Height includes 5" for casters.
Da, Db Interior Depth Ha, Hb Interior Height
Specifications subject to change without notice.
Product dimensions are for general purposes and not absolute value. Product capacity (P) is calculated based on standard industry figures. Slight variations may exist. If dimensions and capacity are critical, please contact Everest Refrigeration.

24" Deep Direct Draw Keg Refrigerators

EBD SERIES



EBDS2-24



EBD2-24



EBD3-24



EBD4-24

Cabinet Construction

- Heavy duty stainless steel countertop with textured laminate, black vinyl exterior.
- Open spaced interior with no walls between compartments.
- Galvanized steel interior walls and high quality stainless steel floor.
- Exterior T-shaped drain port routes excess moisture from the top tray. Drain hose not included. Floor drain required.
- 1 3/4" thick high density polyurethane insulation.
- Built-in caster thread receptacles for all models.

Refrigeration System

- Side mounted, self-contained and fully detachable Blizzard R290 condensing unit uses environmentally friendly, EPA-compliant R290 refrigerant with zero (0) Ozone Depletion Potential (ODP) and three (3) Global Warming Potential (GWP). Blizzard R290 is easily replaceable and requires no on-site brazing.
- Electronically commutated (ECM) fan motors achieve rapid cooling with less energy consumption.
- Full-length air duct ensures optimal cold air circulation.
- Time-initiated and temperature-terminated auto defrost cycle for seamless operation.
- Large capacity, corrosion-resistant condenser and evaporator coils.
- Self-maintaining, energy-efficient condensate drain pan requires no external drains or electric heaters.
- High performance, auto-reverse condenser fan motor supports compressor ventilation and condenser coil cleaning.
- Pre-wired and ready to plug, 115V/60Hz/1Ph, NEMA 5-15P.

Lighting

- Energy efficient silicone coated and shatter-proof LED lighting provides bright, high color illumination with low heat output.

Doors

- Textured laminate, black vinyl exterior with galvanized steel interior.
- 1 3/4" thick high density polyurethane insulation.
- Snap-in magnetic gasket for ease of cleaning.
- High strength, recessed handles.
- Pre-installed locks keep your items safe from theft.

Draft Arms

- NSF certified, 3" diameter insulated stainless steel draft arm with matching air distributor. Two single faucet draft arms for models EBDS2-24 and EBD2-24. One single faucet and one dual faucet draft arms for model EBD3-24. Two dual faucet draft arms for model EBD4-24.

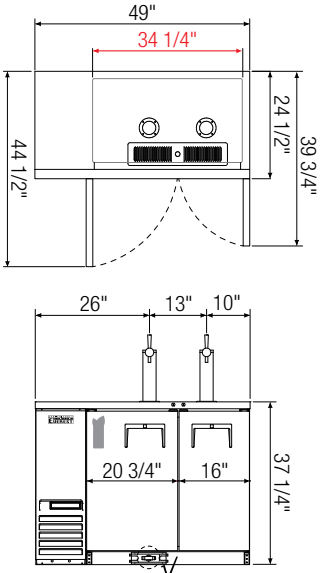
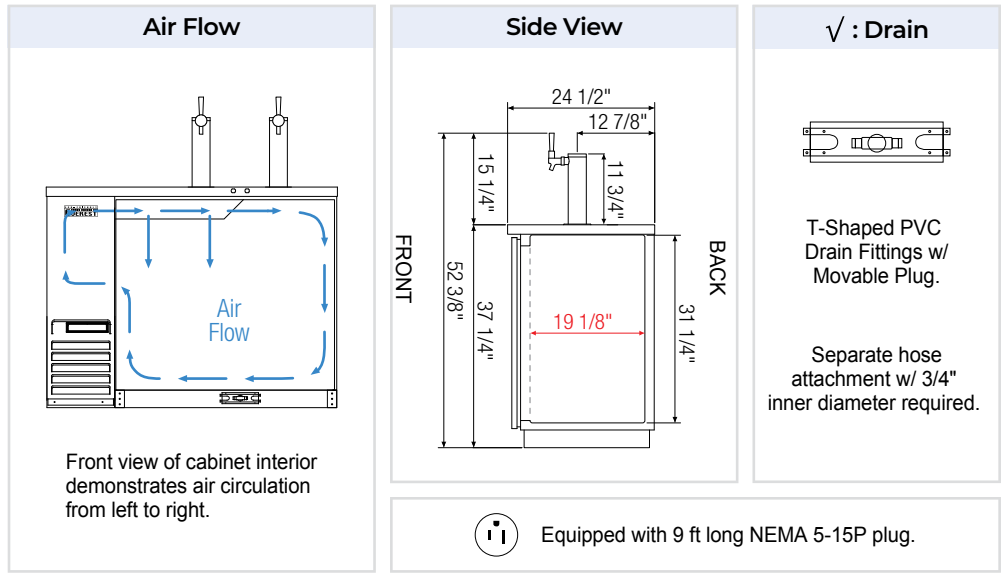
Temperature Control

- Multi-function digital controller with easy to read LED display.
- Factory preset temperature, 35°F. Temp-set range from 33°F to 54°F.
- Audible overheat protection alarm for compressor and condenser coil.

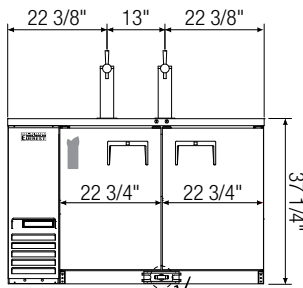
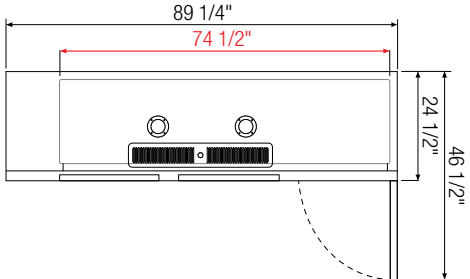
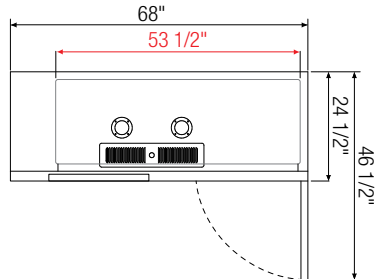
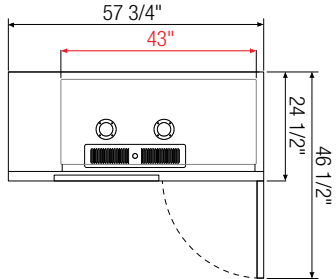
Options

- Dual or triple faucet draft arms and matching air distributors.
- 3" or 5" swivel casters with locks.
- 3.5"-6" height-adjustable and interchangeable legs.

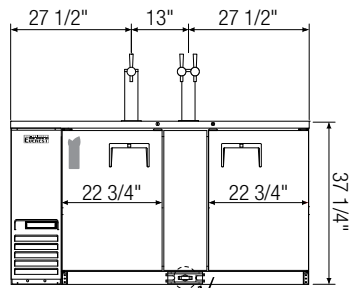
↔ = Interior Dimensions ↔ = Exterior Dimensions



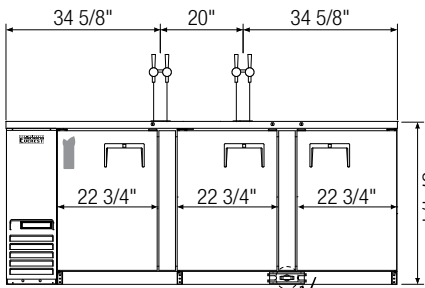
EBDS2-24



EBD2-24



EBD3-24



EBD4-24

Model	Ref/ Frz/ Dual	# of Doors	Capacity (Cu. Ft.)	Capacity & Size of Barrels	HP	BTU/HR †	Refrigerant	Power (V-Hz-Ph)	Amps	Crated Weight (LBS)	Exterior Dimensions (Inches)		
											L	D	H
EBDS2-24	Ref	2	13	(1) 1/2 (1) 1/4 slim	1/4+	1,926	R290	115-60-1	3.5	266	49	24 1/2	37 1/4
EBD2-24	Ref	2	17	(2) 1/2	1/4+	1,926	R290	115-60-1	3.5	272	57 3/4	24 1/2	37 1/4
EBD3-24	Ref	2	20	(3) 1/2	1/4+	1,926	R290	115-60-1	3.5	299	68	24 1/2	37 1/4
EBD4-24	Ref	3	28	(4) 1/2	1/3	2,311	R290	115-60-1	2.5	440	89 1/4	24 1/2	37 1/4

† Based on evaporating temperature of 23°F (-5°C) & condensing temperature of 131°F (55°C). Ref = Refrigerator

Specifications subject to change without notice.

Product dimensions are for general purposes and not absolute value. Product capacity (P) is calculated based on standard industry figures. Slight variations may exist. If dimensions and capacity are critical, please contact Everest Refrigeration.



EBD2-BB



EBD2-BBG



EBD3-BB



EBD3-BBG

Cabinet Construction

- Heavy duty stainless steel countertop with textured laminate, black vinyl exterior.
- Open spaced interior with no walls between compartments.
- Galvanized steel interior walls and high quality stainless steel floor.
- Exterior T-shaped drain port routes excess moisture from the top tray. Drain hose not included. Floor drain required.
- 1 3/4" thick high density polyurethane insulation.
- Built-in caster thread receptacles for all models.

Refrigeration System

- Side mounted, self-contained and fully detachable Blizzard R290 condensing unit uses environmentally friendly, EPA-compliant R290 refrigerant with zero (0) Ozone Depletion Potential (ODP) and three (3) Global Warming Potential (GWP). Blizzard R290 is easily replaceable and requires no on-site brazing.
- Electronically commutated (ECM) fan motors achieve rapid cooling with less energy consumption.
- Full-length air duct ensures optimal cold air circulation.
- Time-initiated and temperature-terminated auto defrost cycle for seamless operation.
- Large capacity, corrosion-resistant condenser and evaporator coils.
- Self-maintaining, energy-efficient condensate drain pan requires no external drains or electric heaters.
- High performance, auto-reverse condenser fan motor supports compressor ventilation and condenser coil cleaning.
- Pre-wired and ready to plug, 115V/60Hz/1Ph, NEMA 5-15P.

Lighting

- Shielded LED bar lighting with on/off switch provides bright, high color illumination at lower heat output.

Doors

- Textured laminate, black vinyl exterior with galvanized steel interior and 1 3/4" thick high density polyurethane insulation for solid doors. Black PVC frames with low emissivity double glass panes for glass doors.
- Snap-in magnetic gasket for ease of cleaning.
- High strength, recessed handles for solid doors. High strength, die-cast handles for glass doors.
- Pre-installed locks keep your items safe from theft.

Draft Arms

- NSF certified, 3" diameter insulated stainless steel draft arm with single faucet and matching air distributor.

Shelving

- Two epoxy coated, steel wire shelves.
- Height adjustable stainless steel clips.

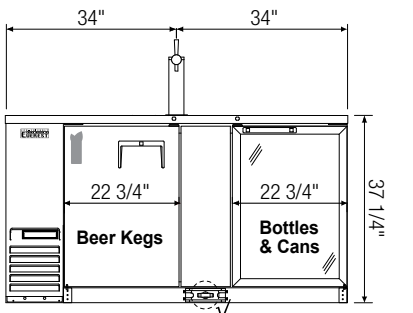
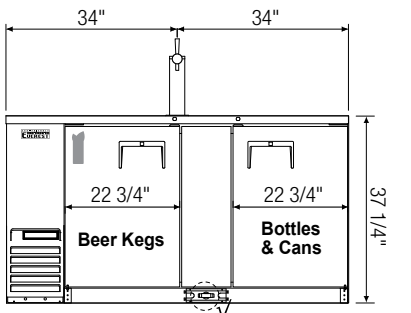
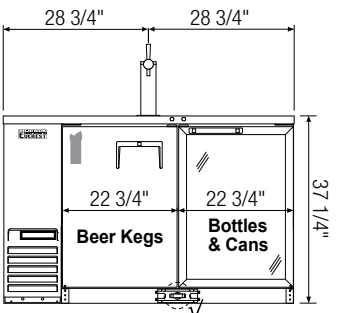
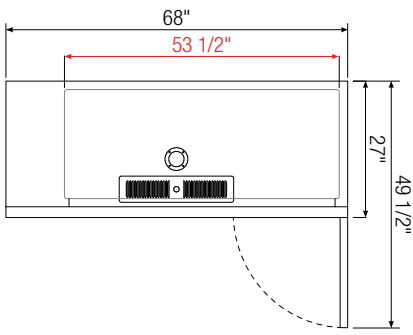
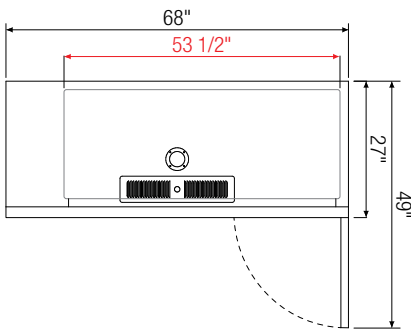
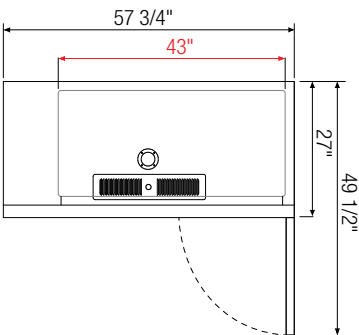
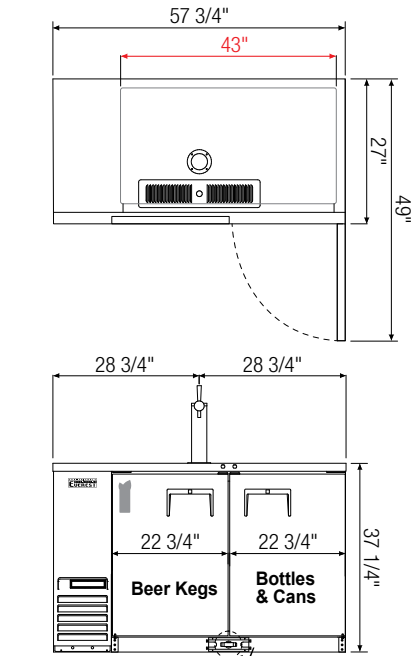
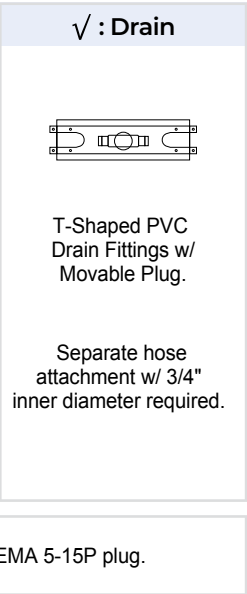
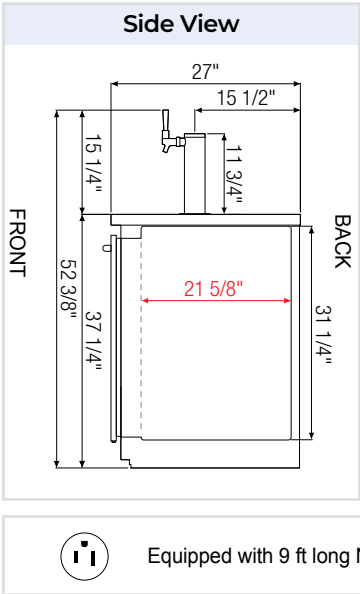
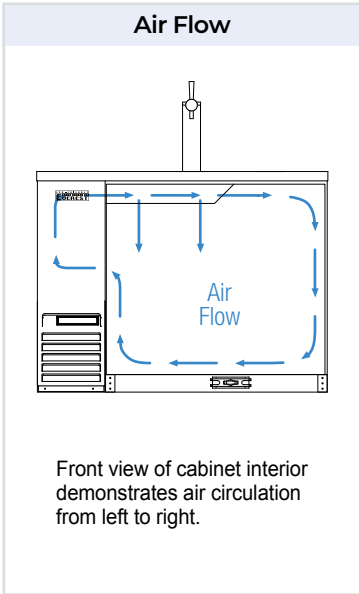
Temperature Control

- Multi-function digital controller with easy to read LED display.
- Factory preset temperature, 35°F. Temp-set range from 33°F to 54°F.
- Audible overheat protection alarm for compressor and condenser coil.

Options

- Dual or triple faucet draft arms and matching air distributors.
- Additional shelving.
- 3" or 5" swivel casters with locks.
- 3.5"-6" height-adjustable and interchangeable legs.

↔ = Interior Dimensions ↔ = Exterior Dimensions



Model	Ref/ Frz/ Dual	# of Doors	# of Shelves	Capacity (Cu. Ft.)	Capacity & Size of Barrels	HP	Capacity		Refrigerant	Power (V-Hz-Ph)	Amps	Crated Weight (LBS)	Exterior Dimensions (Inches)		
							12 oz. Cans	12 oz. Bottles					L	D	H
EBD2-BB	Ref	2 (SD)	2	20	(1) 1/2	1/4+	280	192	R290	115-60-1	3.5	287	57 3/4	27	37 1/4
EBD2-BBG	Ref	1 (SD) 1 (GD)	2	20	(1) 1/2	1/4+	280	192	R290	115-60-1	3.5	304	57 3/4	27*	37 1/4
EBD3-BB	Ref	2 (SD)	2	24	(1) 1/2 (1) 1/4-Slim	1/4+	360	240	R290	115-60-1	3.5	327	68	27	37 1/4
EBD3-BBG	Ref	1 (SD) 1 (GD)	2	24	(1) 1/2 (1) 1/4-Slim	1/4+	360	240	R290	115-60-1	2.5	344	68	27*	37 1/4

* Depth does not include protruding door handles.

Ref = Refrigerator | (SD) = Solid Door | (GD) = Glass Door

Specifications subject to change without notice.

Product dimensions are for general purposes and not absolute value. Product capacity (P) is calculated based on standard industry figures. Slight variations may exist. If dimensions and capacity are critical, please contact Everest Refrigeration.

24" Deep Back Bar & Direct Draw Keg Refrigerators

EBD SERIES



EBDS2-BB-24



EBD2-BB-24



EBD3-BB-24

Cabinet Construction

- Heavy duty stainless steel countertop with textured laminate, black vinyl exterior.
- Open spaced interior with no walls between compartments.
- Galvanized steel interior walls and high quality stainless steel floor.
- Exterior T-shaped drain port routes excess moisture from the top tray. Drain hose not included. Floor drain required.
- 1 3/4" thick high density polyurethane insulation.
- Built-in caster thread receptacles for all models.

Refrigeration System

- Side mounted, self-contained and fully detachable Blizzard R290 condensing unit uses environmentally friendly, EPA-compliant R290 refrigerant with zero (0) Ozone Depletion Potential (ODP) and three (3) Global Warming Potential (GWP). Blizzard R290 is easily replaceable and requires no on-site brazing.
- Electronically commutated (ECM) fan motors achieve rapid cooling with less energy consumption.
- Full-length air duct ensures optimal cold air circulation.
- Time-initiated and temperature-terminated auto defrost cycle for seamless operation.
- Large capacity, corrosion-resistant condenser and evaporator coils.
- Self-maintaining, energy-efficient condensate drain pan requires no external drains or electric heaters.
- High performance, auto-reverse condenser fan motor supports compressor ventilation and condenser coil cleaning.
- Pre-wired and ready to plug, 115V/60Hz/1Ph, NEMA 5-15P.

Lighting

- Shielded LED bar lighting with on/off switch provides bright, high color illumination at lower heat output.

Doors

- Textured laminate, black vinyl exterior with galvanized steel interior.
- 1 3/4" thick high density polyurethane insulation.
- Snap-in magnetic gasket for ease of cleaning.
- High strength, recessed handles.
- Pre-installed locks keep your items safe from theft.

Draft Arms

- NSF certified, 3" diameter insulated stainless steel draft arm with single faucet and matching air distributor.

Shelving

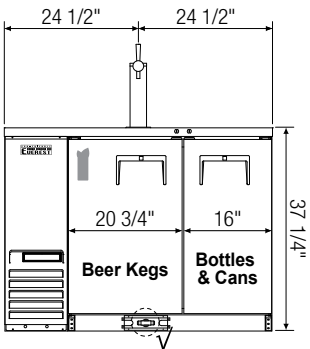
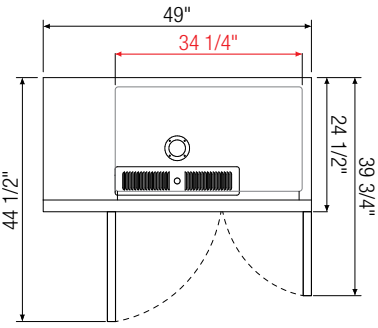
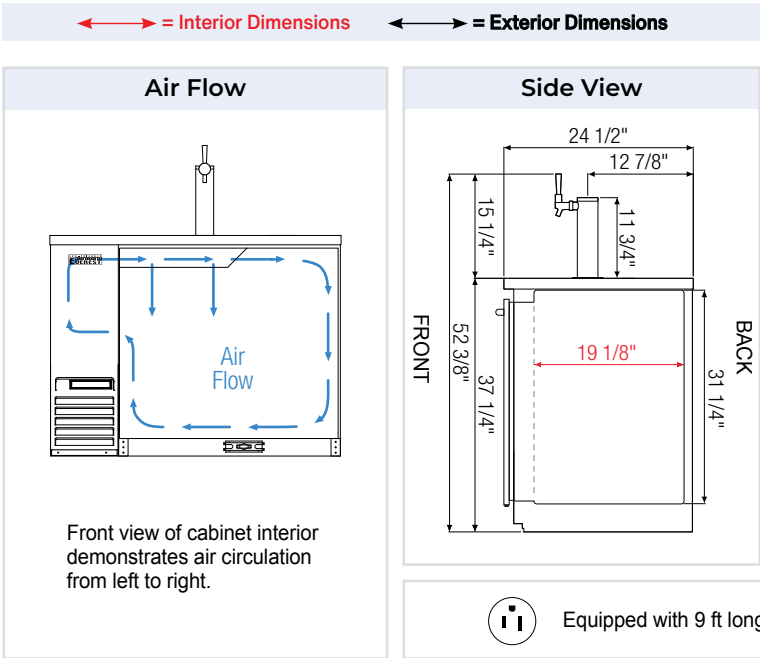
- Two epoxy coated, steel wire shelves.
- Height adjustable stainless steel clips.

Temperature Control

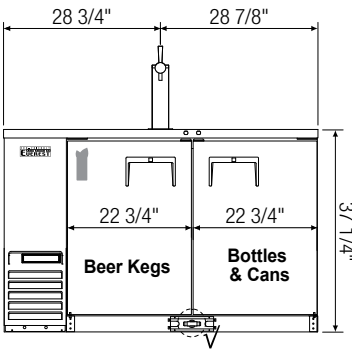
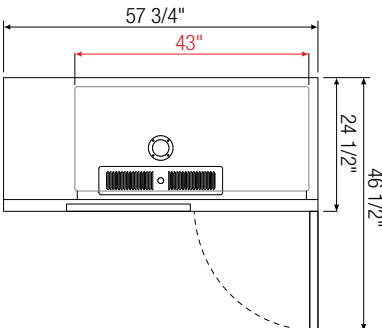
- Multi-function digital controller with easy to read LED display.
- Factory preset temperature, 35°F. Temp-set range from 33°F to 54°F.
- Audible overheat protection alarm for compressor and condenser coil.

Options

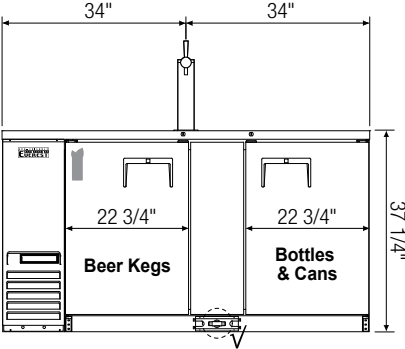
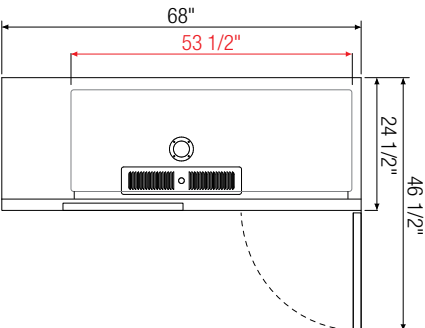
- Dual or triple faucet draft arms and matching air distributors.
- Additional shelving.
- 3" or 5" swivel casters with locks.
- 3.5"-6" height-adjustable and interchangeable legs.



EBDS2-BB-24



EBD2-BB-24



EBD3-BB-24

Model	Ref/ Frz/ Dual	# of Doors	# of Shelves	Capacity (Cu. Ft.)	Capacity & Size of Barrels	HP	Capacity		Refrigerant	Power (V-Hz-Ph)	Amps	Crated Weight (LBS)	Exterior Dimensions (Inches)		
							12 oz. Cans	12 oz. Bottles					L	D	H
EBDS2-BB-24	Ref	2	2	13	(1) 1/2	1/4+	175	126	R290	115-60-1	3.5	270	49	24 1/2	37 1/4
EBD2-BB-24	Ref	2	2	17	(1) 1/2	1/4+	245	168	R290	115-60-1	3.5	276	57 3/4	24 1/2	37 1/4
EBD3-BB-24	Ref	2	2	20	(1) 1/2 (1) 1/4-Slim	1/4+	315	210	R290	115-60-1	3.5	311	68	24 1/2	37 1/4

Specifications subject to change without notice.

Product dimensions are for general purposes and not absolute value. Product capacity (P) is calculated based on standard industry figures. Slight variations may exist. If dimensions and capacity are critical, please contact Everest Refrigeration.

Ref = Refrigerator

24" Deep Glass Door Back Bar & Direct Draw Keg Refrigerators

EBD SERIES



EBDS2-BBG-24



EBD2-BBG-24



EBD3-BBG-24

Cabinet Construction

- Heavy duty stainless steel countertop with textured laminate, black vinyl exterior.
- Open spaced interior with no walls between compartments.
- Galvanized steel interior walls and high quality stainless steel floor.
- Exterior T-shaped drain port routes excess moisture from the top tray. Drain hose not included. Floor drain required.
- 1 3/4" thick high density polyurethane insulation.
- Built-in caster thread receptacles for all models.

Refrigeration System

- Side mounted, self-contained and fully detachable Blizzard R290 condensing unit uses environmentally friendly, EPA-compliant R290 refrigerant with zero (0) Ozone Depletion Potential (ODP) and three (3) Global Warming Potential (GWP). Blizzard R290 is easily replaceable and requires no on-site brazing.
- Electronically commutated (ECM) fan motors achieve rapid cooling with less energy consumption.
- Full-length air duct ensures optimal cold air circulation.
- Time-initiated and temperature-terminated auto defrost cycle for seamless operation.
- Large capacity, corrosion-resistant condenser and evaporator coils.
- Self-maintaining, energy-efficient condensate drain pan requires no external drains or electric heaters.
- High performance, auto-reverse condenser fan motor supports compressor ventilation and condenser coil cleaning.
- Pre-wired and ready to plug, 115V/60Hz/1Ph, NEMA 5-15P.

Lighting

- Shielded LED bar lighting with on/off switch provides bright, high color illumination at lower heat output.

Doors

- Textured laminate, black vinyl exterior with galvanized steel interior and 1 3/4" thick high density polyurethane insulation for solid doors. Black PVC frames with low emissivity double glass panes for glass doors.
- Snap-in magnetic gasket for ease of cleaning.
- High strength, recessed handles for solid doors. High strength, die-cast handles for glass doors.
- Pre-installed locks keep your items safe from theft.

Draft Arms

- NSF certified, 3" diameter insulated stainless steel draft arm with single faucet and matching air distributor.

Shelving

- Two epoxy coated, steel wire shelves.
- Height adjustable stainless steel clips.

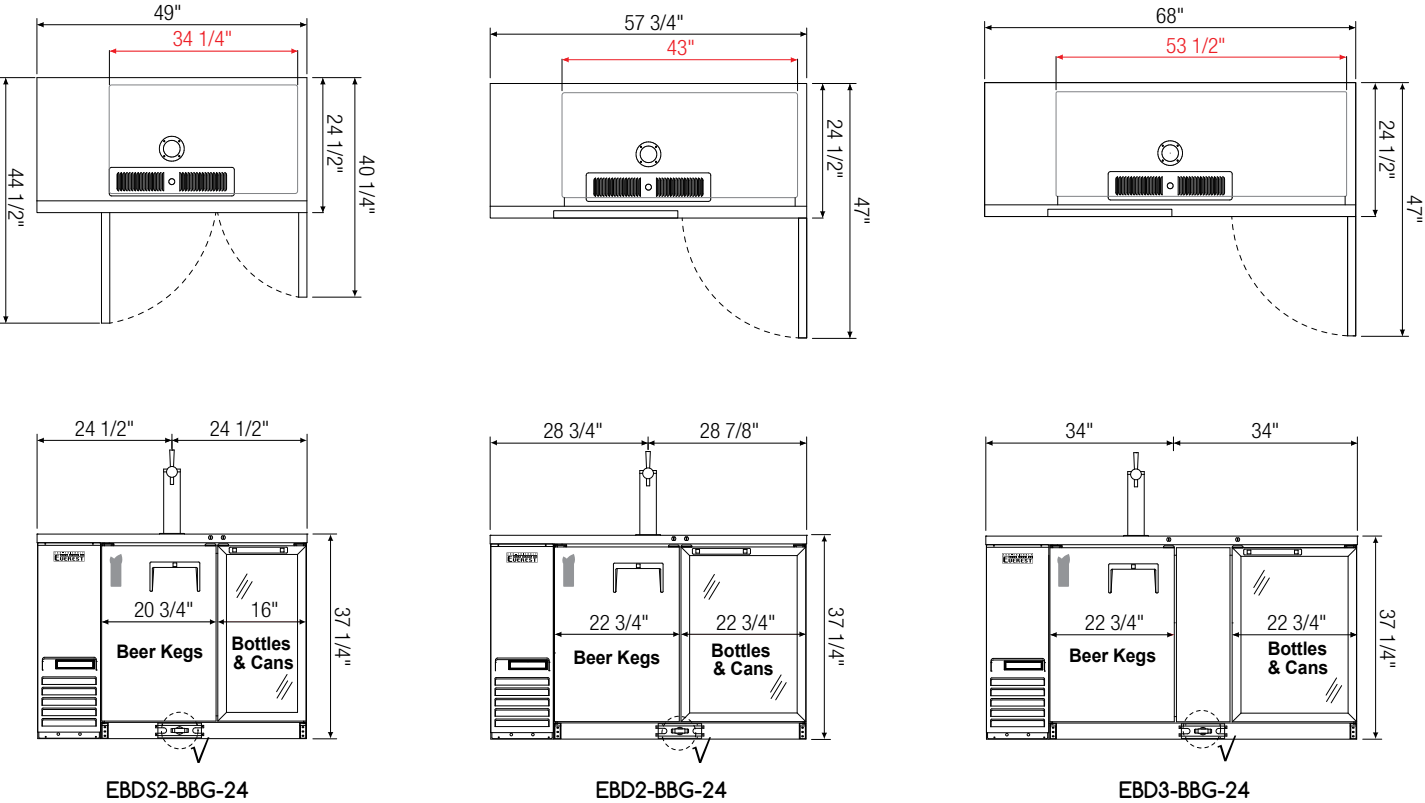
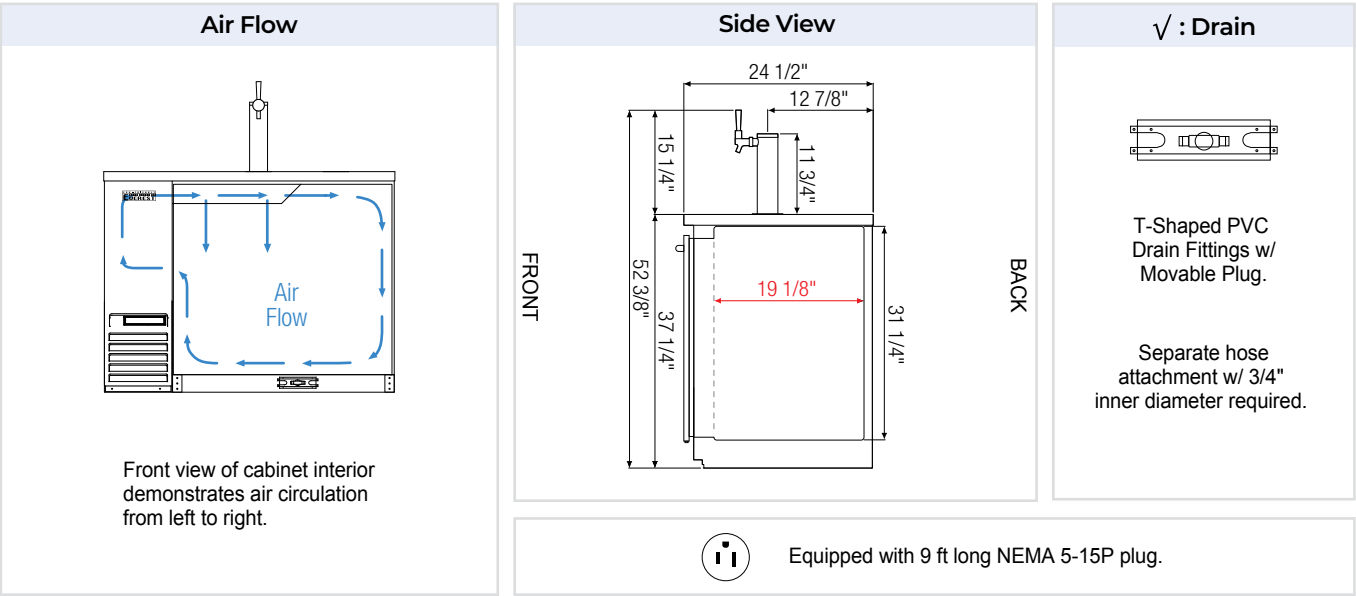
Temperature Control

- Multi-function digital controller with easy to read LED display.
- Factory preset temperature, 35°F. Temp-set range from 33°F to 54°F.
- Audible overheat protection alarm for compressor and condenser coil.

Options

- Dual or triple faucet draft arms and matching air distributors.
- Additional shelving.
- 3" or 5" swivel casters with locks.
- 3.5"-6" height-adjustable and interchangeable legs.

↔ = Interior Dimensions ↔ = Exterior Dimensions



Model	Ref/ Frz/ Dual	# of Doors	# of Shelves	Capacity (Cu. Ft.)	Capacity & Size of Barrels	HP	Capacity		Refrigerant	Power (V-Hz-Ph)	Amps	Crated Weight (LBS)	Exterior Dimensions (Inches)		
							12 oz. Cans	12 oz. Bottles					L	D	H
EBDS2-BBG-24	Ref	1 (SD) 1 (GD)	2	13	(1) 1/2	1/4+	175	126	R290	115-60-1	3.5	279	49	24 1/2	37 1/4
EBD2-BBG-24	Ref	1 (SD) 1 (GD)	2	17	(1) 1/2	1/4+	245	168	R290	115-60-1	3.5	286	57 3/4	24 1/2	37 1/4
EBD3-BBG-24	Ref	1 (SD) 1 (GD)	2	20	(1) 1/2 (1) 1/4-Slim	1/4+	315	210	R290	115-60-1	3.5	326	68	24 1/2	37 1/4

Specifications subject to change without notice.

Product dimensions are for general purposes and not absolute value. Product capacity (P) is calculated based on standard industry figures. Slight variations may exist. If dimensions and capacity are critical, please contact Everest Refrigeration.

Ref = Refrigerator | (SD) = Solid Door | (GD) = Glass Door

Club Top Direct Draw Keg Refrigerators

COMBINATION OF DRAFT BEER DISPENSER & CHILLED GLASS STORAGE EBD SERIES



EBD2-CT



EBD3-CT



EBD4-CT

Cabinet Construction

- Heavy duty stainless steel countertop with textured laminate, black vinyl exterior.
- Open spaced interior with no walls between compartments.
- Galvanized steel interior walls and high quality stainless steel floor.
- Exterior T-shaped drain port routes excess moisture from the top tray. Drain hose not included. Floor drain required.
- 1 3/4" thick high density polyurethane insulation.
- Compact, easy-access club top compartment.
- Built-in caster thread receptacles for all models.

Refrigeration System

- Side mounted R290 condensing unit uses environmentally friendly, EPA-compliant R290 refrigerant with zero (0) Ozone Depletion Potential (ODP) and three (3) Global Warming Potential (GWP).
- Electronically commutated (ECM) fan motors achieve rapid cooling with less energy consumption.
- Time-initiated and temperature-terminated auto defrost cycle for seamless operation.
- Large capacity, corrosion-resistant condenser and evaporator coils.
- Self-maintaining, energy-efficient condensate drain pan requires no external drains or electric heaters.
- High performance, auto-reverse condenser fan motor supports compressor ventilation and condenser coil cleaning.
- Pre-wired and ready to plug, 115V/60Hz/1Ph, NEMA 5-15P.

Lighting

- Energy efficient silicone coated and shatter-proof LED lighting provides bright, high color illumination with low heat output.

Doors & Lids

- Textured laminate, black vinyl exterior and galvanized steel interior with 1 3/4" thick high density polyurethane insulation for doors. Heavy duty stainless steel exterior and galvanized steel interior with 3/4" thick high density polyurethane insulation for cub top lids.
- Snap-in magnetic gasket for ease of cleaning.
- High strength door handles are recessed for doors and raised for club top lids.
- Pre-installed locks keep your items safe from theft.

Shelving (Chilled Glass Storage)

- One epoxy coated, steel wire shelf.
- Height adjustable stainless steel clips.

Draft Arms

- NSF certified, 3" diameter insulated stainless steel draft arm with matching air distributor. Two single faucet draft arms for model EBD2-CT. One single faucet and one dual faucet draft arms for model EBD3-CT. Two dual faucet draft arms for model EBD4-CT.

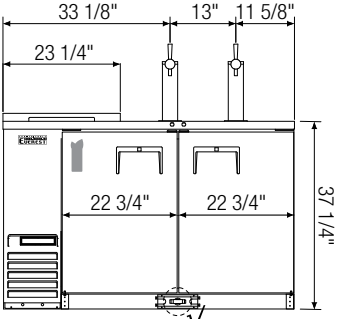
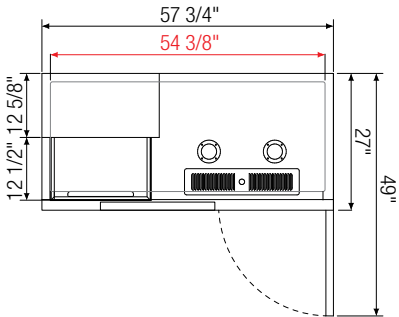
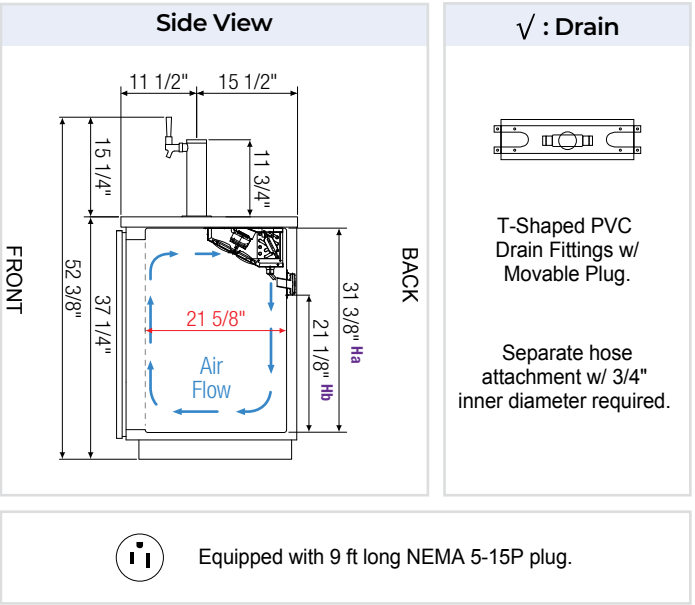
Temperature Control

- Multi-function digital controller with easy to read LED display.
- Factory preset temperature, 35°F. Temp-set range from 33°F to 54°F.
- Audible overheat protection alarm for compressor and condenser coil.

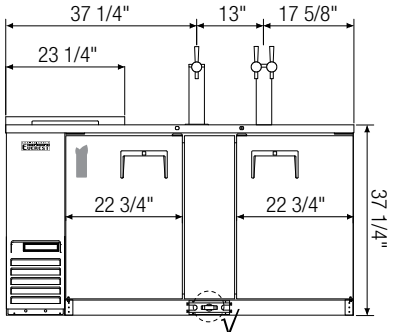
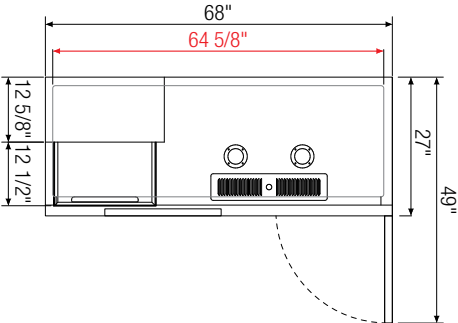
Options

- Dual or triple faucet draft arms and matching air distributors.
- Additional shelving.
- 3" or 5" swivel casters with locks.
- 3.5"-6" height-adjustable and interchangeable legs.

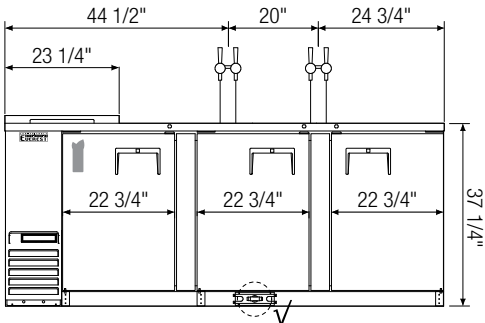
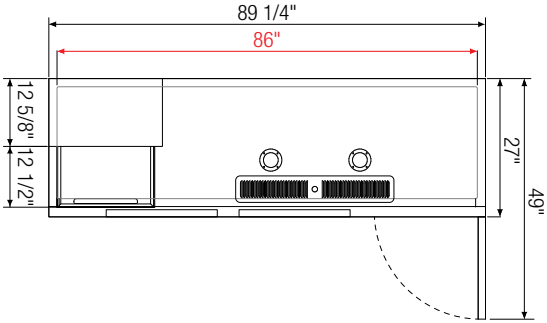
↔ = Interior Dimensions ↔ = Exterior Dimensions



EBD2-CT



EBD3-CT



EBD4-CT

Model	Ref/ Frz/ Dual	# of Doors	# of Shelves	Capacity [†] (Cu. Ft.)	Capacity & Size of Barrels	HP	BTU/HR [†]	Refrigerant	Power (V-Hz-Ph)	Amps	Crated Weight (LBS)	Exterior Dimensions (Inches)		
												L	D	H
EBD2-CT	Ref	2	1	20	(2) 1/2	1/4+	1,926	R290	115-60-1	4	296	57 3/4	27	37 1/4
EBD3-CT	Ref	2	1	24	(3) 1/2	1/4+	1,926	R290	115-60-1	4	335	68	27	37 1/4
EBD4-CT	Ref	3	1	32	(4) 1/2	1/3	2,311	R290	115-60-1	2.5	450	89 1/4	27	37 1/4

† Based on evaporating temperature of 23°F (-5°C) & condensing temperature of 131°F (55°C).
Ha, Hb Interior Height

Specifications subject to change without notice.

Product dimensions are for general purposes and not absolute value. Product capacity (†) is calculated based on standard industry figures. Slight variations may exist. If dimensions and capacity are critical, please contact Everest Refrigeration.

Horizontal Bottle Coolers

EBC SERIES



EBC37



EBC50



EBC65



EBC80



EBC95

Cabinet Construction

- Heavy duty stainless steel countertop and rails with textured laminate, black vinyl exterior.
- Open spaced interior with no walls between compartments.
- Galvanized steel interior.
- 1 3/4" thick high density polyurethane insulation.
- Built-in caster thread receptacles for all models.

Refrigeration System

- Side mounted, self-contained and fully detachable Blizzard R290 condensing unit uses environmentally friendly, EPA-compliant R290 refrigerant with zero (0) Ozone Depletion Potential (ODP) and three (3) Global Warming Potential (GWP). Blizzard R290 is easily replaceable and requires no on-site brazing.
- Electronically commutated (ECM) fan motors achieve rapid cooling with less energy consumption.
- Full-length air duct ensures optimal cold air circulation.
- Time-initiated and temperature-terminated auto defrost cycle for seamless operation.
- Large capacity, corrosion-resistant condenser and evaporator coils.
- Self-maintaining, energy-efficient condensate drain pan requires no external drains or electric heaters.
- High performance, auto-reverse condenser fan motor supports compressor ventilation and condenser coil cleaning.
- Pre-wired and ready to plug, 115V/60Hz/1Ph, NEMA 5-15P.

Lighting

- Shielded LED bar lighting with on/off switch provides bright, high color illumination at lower heat output.

Bottle Cap Opener

- Front mounted bottle cap opener and tray detach for ease of cleaning.

Lids

- Heavy duty stainless steel exterior and galvanized steel interior.
- 3/4" thick high density polyurethane insulation.
- Removable ratchet locks keep your items safe from theft.

Shelving

- Horizontal epoxy coated, steel wire shelves (see table for quantity).
- Vertical epoxy coated, steel wire bin dividers (see table for quantity).

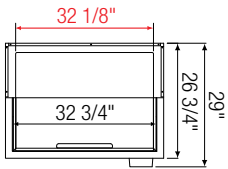

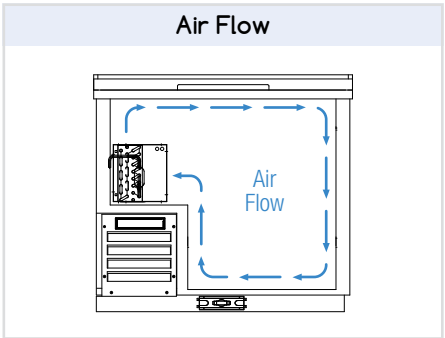
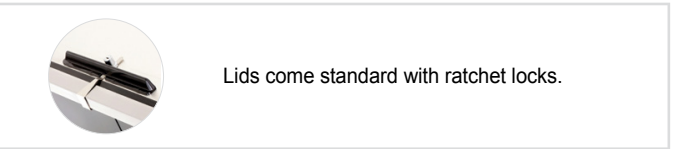
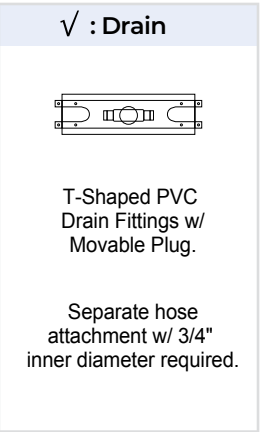
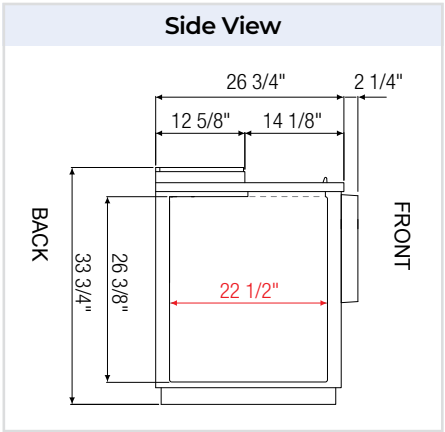
Temperature Control

- Multi-function digital controller with easy to read LED display.
- Factory preset temperature, 35°F. Temp-set range from 33°F to 54°F.
- Audible overheat protection alarm for compressor and condenser coil.

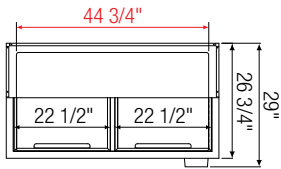
Options

- Additional bin dividers.
- 3" or 5" swivel casters with locks.
- 3.5"-6" height-adjustable and interchangeable legs.

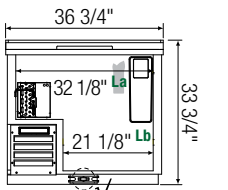
↔ = Interior Dimensions ↔ = Exterior Dimensions



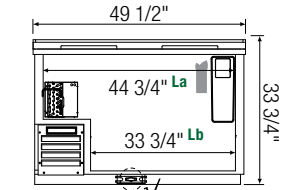
EBC37



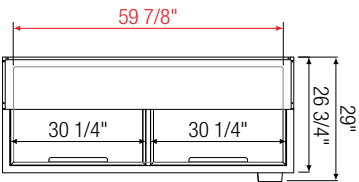
EBC50



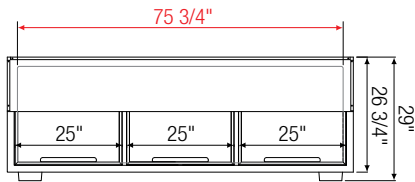
EBC37



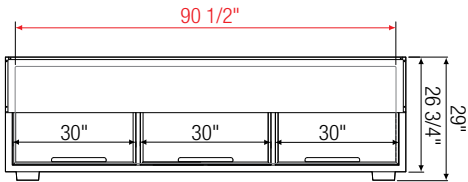
EBC50



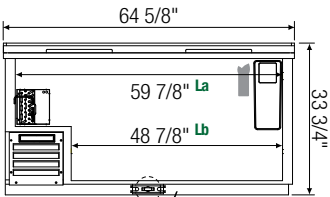
EBC65



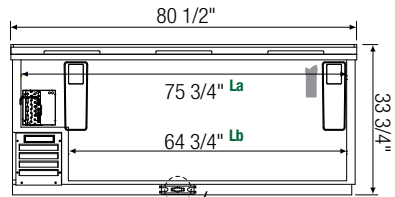
EBC80



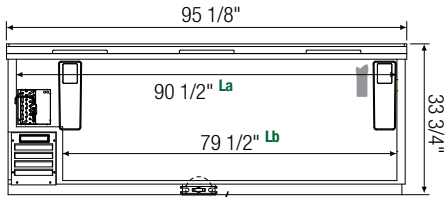
EBC95



EBC65



EBC80



EBC95

Model	Ref/ Frz/ Dual	# of Lids	Capacity (Cu. Ft.)	Capacity		# of Shelves	# of Bin Dividers	HP	Refrigerant	Power (V-Hz-Ph)	Amps	Crated Weight (LBS)	Exterior Dimensions (Inches)		
				12 oz. Cans	12 oz. Bottles								L	* D	H
EBC37	Ref	1	11	348	264	1	2	1/4+	R290	115-60-1	3.5	197	36 3/4	26 3/4	33 3/4
EBC50	Ref	2	15	576	396	2	3	1/4+	R290	115-60-1	3.5	235	49 1/2	26 3/4	33 3/4
EBC65	Ref	2	21	780	528	2	4	1/4+	R290	115-60-1	3.5	285	64 5/8	26 3/4	33 3/4
EBC80	Ref	3	26	1,008	720	3	5	1/3	R290	115-60-1	2.5	420	80 1/2	26 3/4	33 3/4
EBC95	Ref	3	31	1,320	900	3	6	1/3	R290	115-60-1	2.5	550	95 1/8	26 3/4	33 3/4

* Depth does not include bottle cap opener and tray.

La, Lb Interior Length

Ref = Refrigerator

Specifications subject to change without notice.

Product dimensions are for general purposes and not absolute value. Product capacity (P) is calculated based on standard industry figures. Slight variations may exist. If dimensions and capacity are critical, please contact Everest Refrigeration.



EGC37



EGC50



EGC65

Cabinet Construction

- Heavy duty stainless steel countertop and rails with textured laminate, black vinyl exterior.
- Open spaced interior with no walls between compartments.
- Galvanized steel interior.
- 1 3/4" thick high density polyurethane insulation.
- Built-in caster thread receptacles for all models.

Refrigeration System

- Bottom mounted, self-contained and retractable condensing unit uses environmentally friendly, EPA compliant R290 refrigerant with zero (0) Ozone Depletion Potential (ODP) and three (3) Global Warming Potential (GWP). Blizzard R290 is easily replaceable and requires no on-site brazing.
- Electronically commutated (ECM) fan motors achieve rapid cooling with less energy consumption.
- Full-length air duct ensures optimal cold air circulation.
- Time-initiated and temperature-terminated defrost cycle with defrost heater.
- Large capacity, corrosion-resistant condenser and evaporator coils.
- Self-maintaining, energy-efficient condensate drain pan requires no external drains or electric heaters.
- High performance, auto-reverse condenser fan motor supports compressor ventilation and condenser coil cleaning.
- Pre-wired and ready to plug, 115V/60Hz/1Ph, NEMA 5-15P.

Lighting

- Shielded LED bar lighting with on/off switch provides bright, high color illumination at lower heat output.

Lids

- Heavy duty stainless steel exterior and galvanized steel interior.
- 3/4" thick high density polyurethane insulation.
- Removable ratchet locks keep your items safe from theft.

Shelving

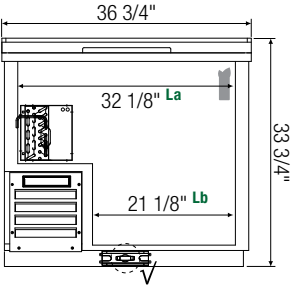
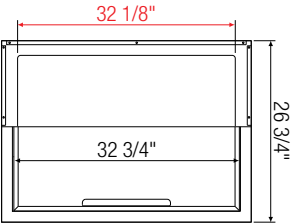
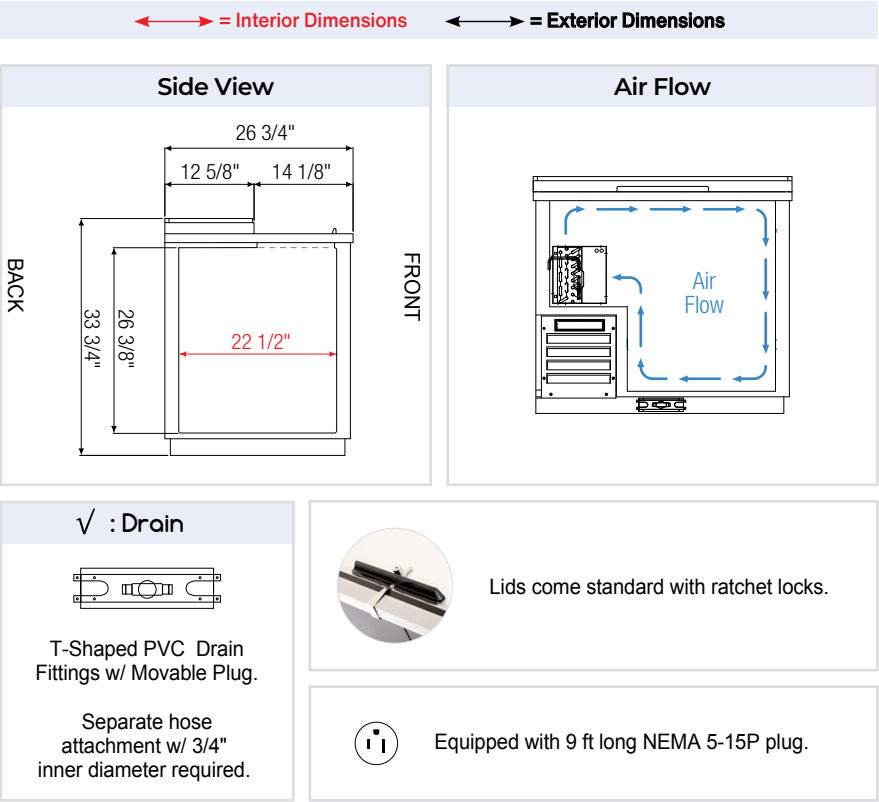
- Two levels of epoxy coated, steel wire shelves slide horizontally for easy storage of glasses and plates (see table for quantity).

Temperature Control

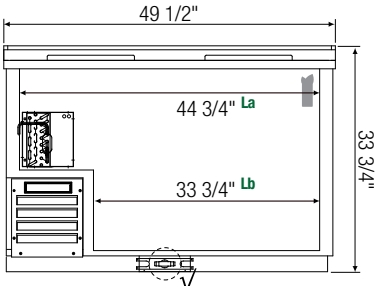
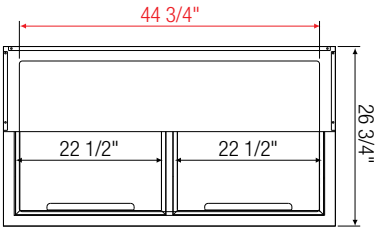
- Multi-function digital controller with easy to read LED display.
- Factory preset temperature, -4°F. Temp-set range from -10°F to 54°F.
- Audible overheat protection alarm for compressor and condenser coil.

Options

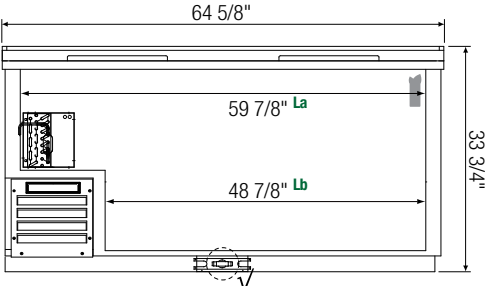
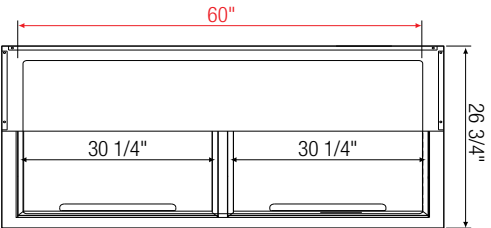
- 3" or 5" swivel casters with locks.
- 3.5"–6" height-adjustable and interchangeable legs.



EGC37



EGC50



EGC65

Model	Ref/ Frz/ Dual	# of Lids	Capacity [†] (Cu. Ft.)	Capacity (8" Mugs)	# of Shelves	HP	BTU/HR [†]	Refrigerant	Power (V-Hz-Ph)	Amps	Crated Weight (LBS)	Exterior Dimensions (Inches)		
												L	D	H
EGC37	Frz	1	11	160	3	1/2	1,979	R290	115-60-1	5	209	36 3/4	26 3/4	33 3/4
EGC50	Frz	2	15	230	5	1/2	1,979	R290	115-60-1	5	263	49 1/2	26 3/4	33 3/4
EGC65	Frz	2	21	290	7	1/2	1,979	R290	115-60-1	5	314	64 5/8	26 3/4	33 3/4

[†] Based on evaporating temperature of 23°F (-5°C) & condensing temperature of 131°F (55°C).

La, Lb Interior Length

Specifications subject to change without notice.

Product dimensions are for general purposes and not absolute value. Product capacity (P) is calculated based on standard industry figures. Slight variations may exist. If dimensions and capacity are critical, please contact Everest Refrigeration.

Frz = Freezer



ECF1

Cabinet Construction

- Heavy duty stainless steel countertop and rail with textured laminate, black vinyl exterior.
- Open spaced interior with no walls between compartments.
- Galvanized steel interior walls and high quality stainless steel floor.
- 1 3/4" thick high density polyurethane insulation.
- Four pre-installed 5" swivel casters with locks on front set.

Refrigeration System

- Back mounted, self-contained and fully detachable Blizzard R290 condensing unit uses environmentally friendly, EPA-compliant R290 refrigerant with zero (0) Ozone Depletion Potential (ODP) and three (3) Global Warming Potential (GWP). Blizzard R290 is easily replaceable and requires no on-site brazing.
- Electronically commutated (ECM) fan motors achieve rapid cooling with less energy consumption.
- Time-initiated and temperature-terminated auto defrost cycle for seamless operation.
- Large capacity, corrosion-resistant condenser and evaporator coils.
- Self-maintaining, energy-efficient condensate drain pan requires no external drains or electric heaters.
- High performance, auto-reverse condenser fan motor supports compressor ventilation and condenser coil cleaning.
- Pre-wired and ready to plug, 115V/60Hz/1Ph, NEMA 5-15P.

Lighting

- Energy efficient silicone coated and shatter-proof LED lighting provides bright, high color illumination with low heat output.

Doors

- Tinted stainless steel exterior with galvanized steel interior.
- 1 3/4" thick high density polyurethane insulation.
- Snap-in magnetic gasket for ease of cleaning.
- High strength, recessed handles.
- Pre-installed locks keep your items safe from theft

Draft Arms

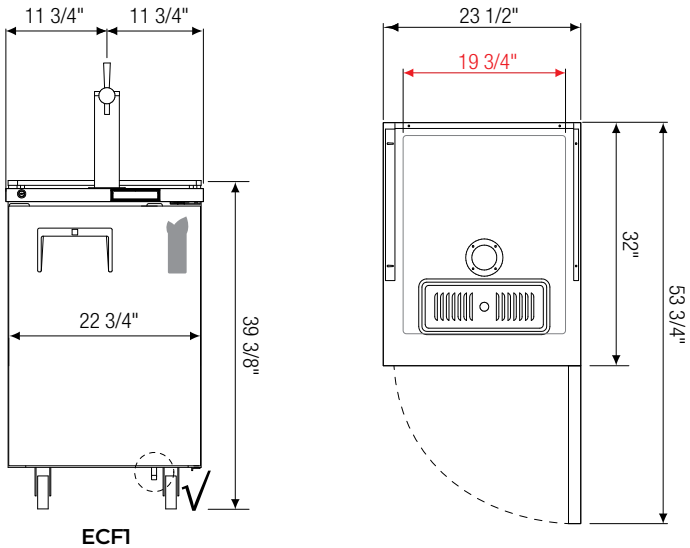
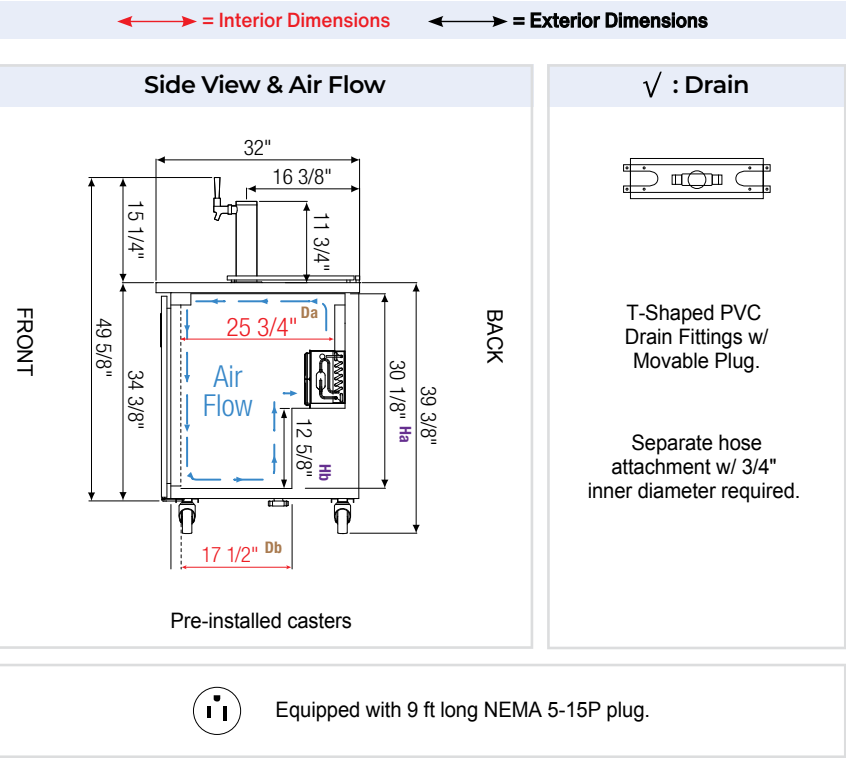
- NSF certified, 3" diameter insulated stainless steel draft arm with single stout faucet complete with ball lock fitting.
- One 2-way air distributor.
- One 22 cubic feet aluminum nitrogen gas tank.
- One dual gauge nitrogen regulator with shutoff valve and ball lock fitting.
- NSF certified 5 gallon ball lock cornelius keg.

Temperature Control

- Multi-function digital controller with easy to read LED display.
- Factory preset temperature, 35°F. Temp-set range from 33°F to 54°F.
- Audible overheat protection alarm for compressor and condenser coil.

Options

- Dual or triple faucet draft arms and matching air distributors.
- 3" swivel casters with locks.
- 3.5"-6" height-adjustable and interchangeable legs.



Model	Ref/ Frz/ Dual	# of Doors	Capacity ▶ (Cu. Ft.)	# of 1/2 Barrels	HP	BTU/HR †	Refrigerant	Power (V-Hz-Ph)	Amps	Crated Weight (LBS)	Exterior Dimensions (Inches)		
											L	D	H ^a

ECF1	Ref	1	8	1	1/5	1,655	R290	115-60-1	2.5	177	23 1/2	32	39 3/8
------	-----	---	---	---	-----	-------	------	----------	-----	-----	--------	----	--------

† Based on evaporating temperature of 23°F (-5°C) & condensing temperature of 131°F (55°C). Ref = Refrigerator

a Height includes 5" for casters.

Da, Db Interior Depth Ha, Hb Interior Height

Specifications subject to change without notice.

Product dimensions are for general purposes and not absolute value. Product capacity (▶) is calculated based on standard industry figures. Slight variations may exist. If dimensions and capacity are critical, please contact Everest Refrigeration.

Countertop Refrigerated Display Cases

LEFT & RIGHT CONDENSING UNIT	ESC SERIES
------------------------------	------------

REFRIGERATORS

The Countertop Refrigerated Display Case series is a great way to showcase the best-selling items while keeping them refrigerated. They are often placed front-of-house and typically used for sushi, appetizers and desserts.



Features



Curved Glass Display
Gives a clear view of showcased food items.



Top-Bottom Cooling
Balanced, all-around cooling keeps food fresh.



Adjustable Food Tray
Mounts two ways for varied temperature application.



Energy Efficient LED
Silicone coated or shielded. High lumen rating, low heat.



Detachable Drain Plug
Interior drain plug removes for easy cleaning.



Exterior Drain Line
Compatible with standard hoses. Hose not included.



Washable Air Filter
Detergent-safe, breathable mesh traps dirt and grease.



Blizzard R290
EPA/DOE approved, all-in-one, slide-out cooling cartridge.



ECM Fan Motors
Electronically commutated motors require less energy.

Countertop Refrigerated Display Cases

ESC SERIES



ESC47L (Left Compressor Mount)
ESC47R (Right Compressor Mount, shown)



ESC59L (Left Compressor Mount)
ESC59R (Right Compressor Mount, shown)



ESC71L (Left Compressor Mount)
ESC71R (Right Compressor Mount, shown)



ESC83L (Left Compressor Mount)
ESC83R (Right Compressor Mount, shown)

Cabinet Construction

- Wide single piece, curved glass display window.
- Open spaced interior with no walls between compartments.
- Heavy duty, ABS plastic exterior casing.
- Black coated steel housing for condensing unit.
- Stainless steel floor interior has rounded corners and two drain holes for ease of cleaning.
- High density, foamed-in-place insulation.

Refrigeration System

- Self-contained condensing unit uses environmentally friendly, EPA-compliant R290 refrigerant with zero (0) Ozone Depletion Potential (ODP) and three (3) Global Warming Potential (GWP). Right or left mounted to suit installation preference.
- Rear condenser airflow intake and side louver exhaust promote efficient ventilation.
- Top to bottom evaporator tubes provide balanced cooling. Triple-looped and nickel plated copper tubing. Bottom coil is located under the interior flooring.
- Corrosion-resistant condenser coil.
- Electronically commuted (ECM) condenser fan motor achieve rapid cooling with less energy consumption.
- Removable and washable condenser coil air filter.
- Exterior on/off power switch.
- Pre-wired and ready to plug, 115V/60Hz/1Ph, NEMA 5-15P.

Doors

- 6 3/4" high removable sliding glass doors for storage accessibility and ease of cleaning.

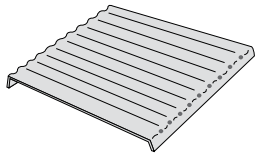
Trays

- Durable plastic trays feature two mounting styles which offer medium to low temperature coverage.

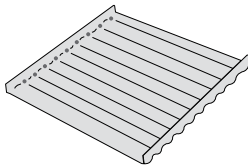
Temperature Control

- Factory preset temperature of 38°F at an ambient temperature of 80°F (no controls equipped).
- NSF certified thermometer.

How to Use Plastic Trays



Medium Temperature Application

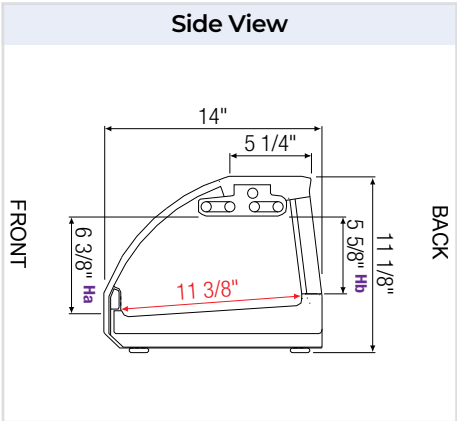


Low Temperature Application

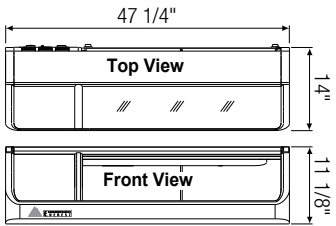
Plastic trays offer medium to low temperature coverage depending on mounting style.

↔ = Interior Dimensions

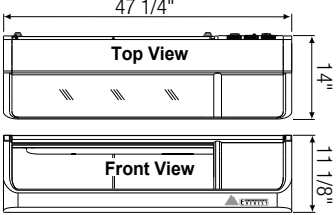
↔ = Exterior Dimensions



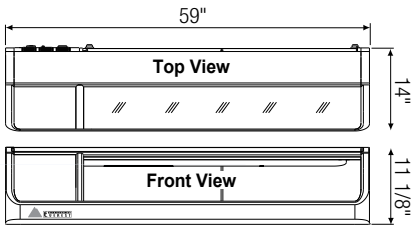
ⓘ Equipped with 9 ft long NEMA 5-15P plug.



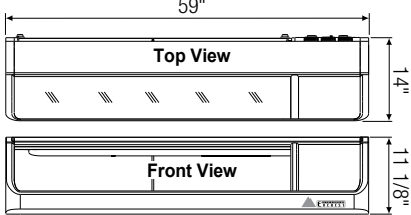
ESC47L



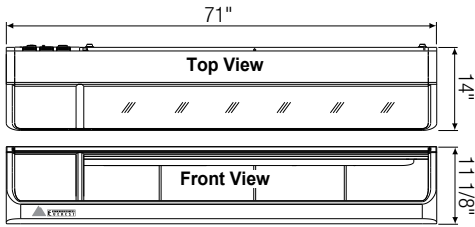
ESC47R



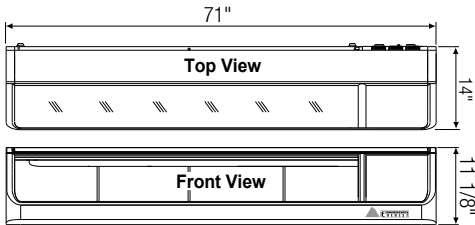
ESC59L



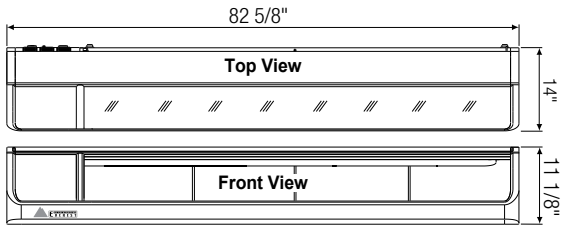
ESC59R



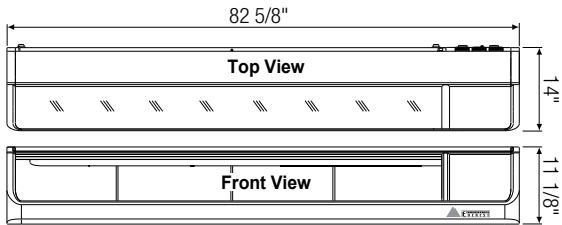
ESC71L



ESC71R



ESC83L



ESC83R

Model	Ref/ Frz/ Dual	Compressor Mount	# of Glass Doors	Capacity (Cu. Ft.)	# of Trays	HP	BTU/HR [†]	Refrigerant	Power (V-Hz-Ph)	Amps	Crated Weight (LBS)	Exterior Dimensions (Inches)		
												L	D*	H
ESC47L	Ref	Left	2	1.5	3	1/6	1,211	R290	115-60-1	2.5	105	47 1/4	14	11 1/8"
ESC47R	Ref	Right	2	1.5	3	1/6	1,211	R290	115-60-1	2.5	105	47 1/4	14	11 1/8"
ESC59L	Ref	Left	2	2	4	1/6	1,211	R290	115-60-1	2.5	112	59	14	11 1/8"
ESC59R	Ref	Right	2	2	4	1/6	1,211	R290	115-60-1	2.5	112	59	14	11 1/8"
ESC71L	Ref	Left	4	2.5	5	1/6	1,211	R290	115-60-1	2.5	130	71	14	11 1/8"
ESC71R	Ref	Right	4	2.5	5	1/6	1,211	R290	115-60-1	2.5	130	71	14	11 1/8"
ESC83L	Ref	Left	4	3	6	1/6	1,211	R290	115-60-1	2.5	165	82 5/8	14	11 1/8"
ESC83R	Ref	Right	4	3	6	1/6	1,211	R290	115-60-1	2.5	165	82 5/8	14	11 1/8"

* Depth includes 1/4" for rear drain pipe.

† Based on evaporating temperature of 23°F (-5°C) & condensing temperature of 131°F (55°C).

Ha, Hb Interior Height

Specifications subject to change without notice.

Product dimensions are for general purposes and not absolute value. Product capacity (↗) is calculated based on standard industry figures. Slight variations may exist. If dimensions and capacity are critical, please contact Everest Refrigeration.

Ref = Refrigerator

EVEREST REFRIGERATION WARRANTY PROGRAM

EVEREST warrants to the first purchaser of every new EVEREST equipment, the cabinet and all parts thereof, to be free from defects in material or workmanship, under normal and proper use and maintenance service as specified by EVEREST and upon proper installation and start-up in accordance with the instruction packet supplied with each equipment.

(3) Years Labor & Parts Warranty¹ and (5) Years Compressor Warranty³

Applicable to R-134A, R-404A and R290 Upright Reach-Ins, Glass Door Merchandisers, Undercounters, Chefbases, Prep. Tables, Bar Equipment and Countertop Refrigerated Display Cases shipped from Everest before January 1, 2023.

(2) Years Labor & Parts Warranty¹ and (5) Years Compressor Warranty³

Applicable to R290 Open Air Merchandisers shipped from Everest before January 1, 2023.

(3) Years Labor & Parts Warranty¹, (5) Years Electrical Components Warranty² and (10) Years Compressor Warranty³

Applicable to R290 Upright Reach-Ins, Glass Door Merchandiser Refrigerators, Undercounters, Chefbases, Prep. Tables, Bar Equipment and Countertop Refrigerated Display Cases shipped from Everest from January 1, 2023.

(3) Years Labor & Parts Warranty¹, (5) Years Electrical Components Warranty² and (5) Years Compressor Warranty³

Applicable to R290 Glass Door Merchandiser Freezers shipped from Everest from January 1, 2023.

(2) Years Labor & Parts Warranty¹, (5) Years Electrical Components Warranty² and (5) Years Compressor Warranty³

Applicable to R290 Open Air Merchandisers and Laboratory Refrigerators/Freezers shipped from Everest from January 1, 2023.

¹Labor & Parts Warranty

EVEREST’s obligation under the Labor & Parts Warranty is limited to a period of (2) or (3) years from the date of shipment from EVEREST. Any part covered under this warranty that is determined by EVEREST to have been defective within (2) or (3) years from the date of shipment from EVEREST, is limited to the repair or replacement, including labor charges, of defective parts or assemblies. Labor warranty shall include standard straight time labor charges and reasonable travel time, as determined by EVEREST.

²Electrical Components Warranty

EVEREST’s obligation under the Electrical Components Warranty is limited to a period of (5) years from the date of shipment from EVEREST. Any electrical component covered under this warranty that is determined by EVEREST to have been defective within (5) years from the date of shipment from EVEREST, is limited to the replacement of the electrical component. Electrical components covered under this warranty are limited to control boards, sensors, defrost heaters, evaporator/condenser fan motors, LED lights & power supplies, and door switches. This warranty does not cover the cost of shipping, labor or other parts.

³Compressor Warranty

EVEREST’s obligation under the Compressor Warranty is limited to a period of (5) or (10) years from the date of shipment from EVEREST. Any compressor or compressor components covered under this warranty that is determined by EVEREST to have been defective within (5) or (10) years from the date of shipment from EVEREST, is limited to the replacement of the compressor or compressor components. This warranty does not cover the cost of shipping, labor or other parts.

Warranty Claims

All warranty claims must be made directly through EVEREST. All claims shall include the equipment model and serial number, proof of purchase, installation date, and all other relevant information. To qualify for an electrical component or compressor warranty claim, the replacement item must have been purchased directly from EVEREST.

Warranty Exclusions

EVEREST’s sole obligation under this warranty is limited to the repair or replacement of parts, subject to the additional limitations below. This warranty neither assumes nor authorizes any person to assume obligations other than those expressly covered by this warranty.

Non-Warranty Parts: EVEREST excludes specific parts exposed to normal wear and tear. These parts include, but are not limited to, lamps, gaskets, casters, shelving, pans and airflow guards.

Indirect or Consequential Damage: EVEREST does not warrant economic loss, profit loss, or special, indirect or consequential damages including, without limitation, losses or damages arising from food or product spoilage claims caused by refrigeration failure.

Improper Usage: EVEREST does not warrant component failure and/or other damages resulting from improper usage and/or installation or failure to clean and/or maintain the equipment as set forth in the equipment’s user manual. All EVEREST equipment are designed for use in a commercial setting. Warranty is invalid if the equipment is installed in a residence.

Relocation of Equipment for Repairs: EVEREST does not warrant the cost to move an equipment to or from its installed location, disassemble cabinetry or panels built around the equipment for the purpose of performing warranty repair.

Warranty is Non-Transferrable: Warranty is limited to the original purchaser or owner of the equipment. Warranty does not transfer with change of ownership.

Alteration, Neglect, Misuse, Abuse, Accident, Damage During Transit or Installation, Fire, Flood, Acts of God: EVEREST is not responsible for malfunctions due to alteration, neglect, misuse, abuse, accident, damage during transit or installation, fire, flood, storm, and/or other acts of God.

Unauthorized Modification: EVEREST is not responsible for the repair or replacement of failed or damaged components resulting from unauthorized modifications to equipment or the use of non-OEM parts.

Improper Electrical Connections: EVEREST is not responsible for any improper electrical connections resulting from electrical power failure, low or fluctuating voltage, incorrect amperage and the use of extension cords, generators or batteries.

Outside the U.S.: Warranty coverage does not apply to equipment sold or used outside of the United States.

These warranties are exclusive and in lieu of all other warranties, expressed or implied, and all other obligations or liabilities on our part, and we neither assume nor authorize any other person to assume for us any other obligation or liability in connection with the sale of said refrigeration equipment or any part thereof.





The Industry's Longest Warranty Coverage