

# DRAWERED SANDWICH PREP TABLES

## Back Mounted Condensing Unit

EPBN - Series • EPBNR1-D2 • EPBNSR2-D2 • EPBNR2-D4 • EPBNWR2-D4 • EPBNR3-D2



▲ EPBNR1-D2



▲ EPBNSR2-D2



▲ EPBNR2-D4



▲ EPBNWR2-D4



▲ EPBNR3-D2

### Cabinet Construction

- Heavy duty stainless steel interior / exterior with rounded corners for a hazard-free workspace.
- 16 gauge, high quality stainless steel worktop, lid and hood.
- Galvanized steel bottom and rear.
- 2.5" thick high density polyurethane insulation.
- Four 5" swivel casters with locks on front set.

### Refrigeration System

- Back mounted, self-contained and fully detachable Blizzard R290 condensing unit uses environmentally friendly, EPA-compliant R290 refrigerant with zero (0) Ozone Depletion Potential (ODP) and three (3) Global Warming Potential (GWP). Blizzard R290 is easily replaceable and requires no on-site brazing.
- Front air breathing for flexibility in installation.
- Electronically commutated (ECM) fan motors achieve rapid cooling with less energy consumption.
- Full-length air duct system ensures optimal circulation of cold air.
- Time-initiated and temperature-terminated auto defrost cycle for seamless operation.
- Large capacity, corrosion-resistant condenser and evaporator coils.
- Self-maintaining, energy-efficient condensate drain pan requires no external drains or electric heaters.
- High performance, auto-reverse condenser fan motor supports compressor ventilation and condenser coil cleaning. Refer to owner's manual for full maintenance instructions.
- Pressure relief devices allow smooth access to cabinet interior when re-opening doors.
- Pre-wired and ready to plug, 115V/60Hz/1Ph, NEMA 5-15P.

### Shelving

- One epoxy coated, steel wire shelf (applies to EPBNR3-D2).
- Height adjustable stainless steel clips.

### Doors & Drawers

- Heavy duty stainless steel interior / exterior.
- 2.5" thick high density polyurethane insulation.
- Frame heaters prevent exterior moisture build up.
- Thick gauge, stainless steel drawer frames with low-friction ball bearings.
- Self-closing door with adjustable torsion system for a positive seal.
- Snap-in magnetic door and drawer gaskets make cleaning and replacement an easy process.
- High strength, recessed door and drawer handles.

### Preparation Area

- NSF certified polycarbonate 6" deep pans (see table for size and quantity).
- ½" thick, foam insulated lid keeps top pan area cold and prevents moisture build-up.
- 12 ¼" deep cutting board is removable for ease of cleaning.

### Temperature Control

- Multi-function digital controller with easy to read LED display.
- Factory preset temperature, 35°F. Temperature setting range from 33°F to 54°F.
- Audible overheat protection alarm for compressor and condenser coil.

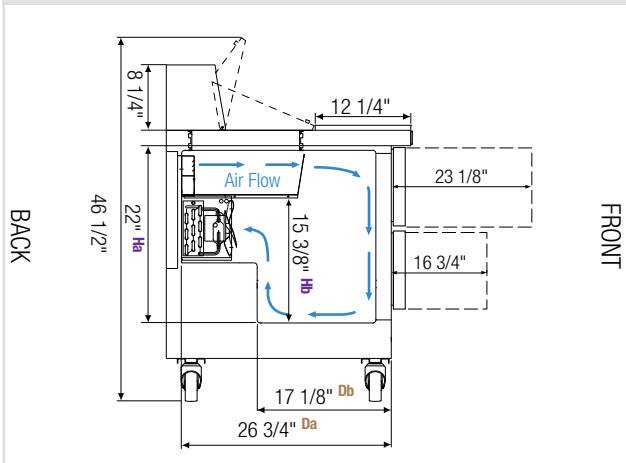
### Options

- NSF certified stainless steel double overshelf.
- Additional shelving.
- 3" swivel casters with locks.
- 3.5" – 6" height-adjustable and interchangeable legs.



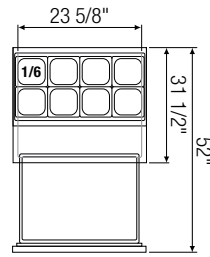
## Dimensions

### Side View

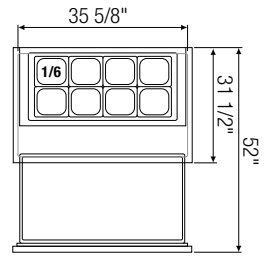


ⓘ Equipped with 9 ft long NEMA 5-15P plug.

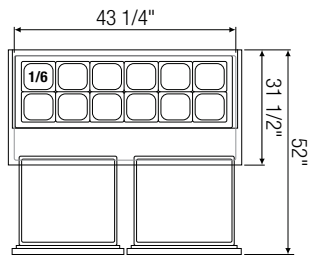
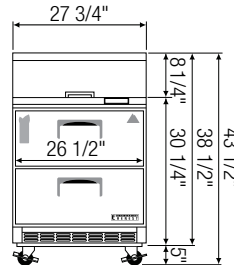
√ : Mounting space for oversheff.



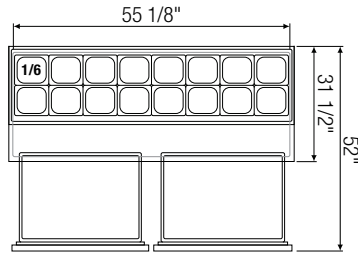
▲ EPBNR1-D2



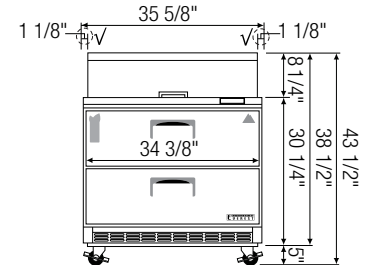
▲ EPBNSR2-D2



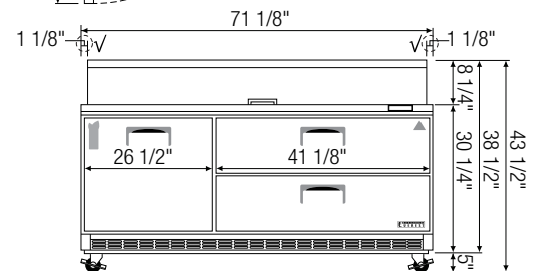
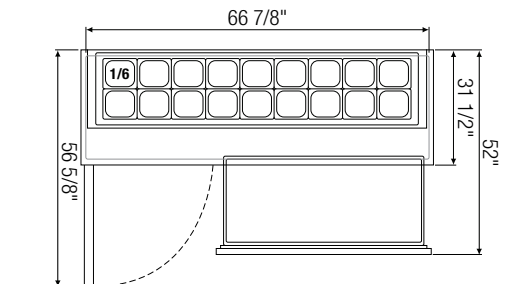
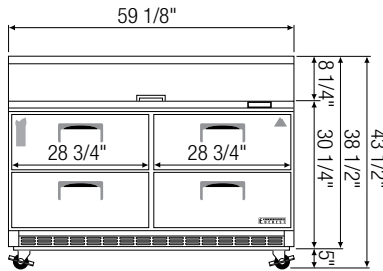
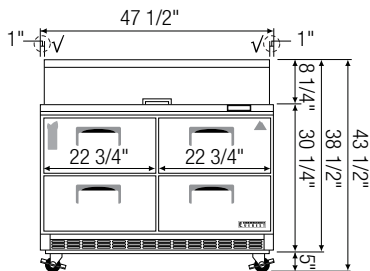
▲ EPBNR2-D4



▲ EPBNWR2-D4



▲ EPBNR3-D2



Model	Ref/ Frz/ Dual	# of Doors & Drawers	Capacity (Cu. Ft.)	HP	Refrigerant	# of Shelves	# of Pans (Top)	# of Pans (Drawer)	Power (V-Hz-Ph)	Amps	Crated Weight (LBS)	Exterior Dimensions (Inches)		
												L	D <sup>b</sup>	H <sup>*</sup>
EPBNR1-D2	Ref	2(DR)	8	1/5	R290	N/A	1/6 X 8	1/2 x 4 1/4 x 2	115-60-1	2.50	251	27 3/4	31 1/2	38 1/2
EPBNSR2-D2	Ref	2(DR)	10	1/5	R290	N/A	1/6 X 8	1/2 x 4, 1/3 x 2 1/4 x 2, 1/6 x 1	115-60-1	2.50	299	35 5/8	31 1/2	38 1/2
EPBNR2-D4	Ref	4(DR)	13	1/4+	R290	N/A	1/6 X 12	1/2 x 4, 1/3 x 4 1/4 x 2, 1/6 x 2	115-60-1	3.50	368	47 1/2	31 1/2	38 1/2
EPBNWR2-D4	Ref	4(DR)	16	1/3	R290	N/A	1/6 X 16	1/2 x 4, 1/3 x 8 1/4 x 2, 1/6 x 4	115-60-1	2.50	436	59 1/8	31 1/2	38 1/2
EPBNR3-D2	Ref	1(D) 2(DR)	19	1/3	R290	1	1/6 X 18	1/2 x 2, 1/3 x 8 1/4 x 1, 1/6 x 4	115-60-1	2.50	473	71 1/8	31 1/2	38 1/2

\*: Height does not include 5" for casters.

† : Drawer pans are not included.

b : Depth includes 12 1/4" cutting board.

Da, Db : Interior Depth Ha, Hb : Interior Height

Specifications subject to change without notice.

Product dimensions are for general purposes and not absolute value. Product capacity (↗) is calculated based on standard industry figures. Slight variations may exist. If dimensions and capacity are critical, please contact Everest Refrigeration.

Ref = Refrigerator | (DR) = Drawer | (D) = Door



Please visit our website for updated Energy Efficiency information.