

# Drawered Sandwich Prep. Tables – EPBN Series

## Back Mounted Condensing Unit



EPBNR1-D2



EPBNSR2-D2



EPBNR2-D4



EPBNWR2-D4



EPBNR3-D2

### Cabinet Construction

- Heavy duty stainless steel interior/exterior with rounded corners for a hazard-free workspace.
- Open spaced interior with no walls between cabinet compartments.
- Vented stainless steel panel between top pan area and cabinet catches food debris.
- 16 gauge, high quality stainless steel worktop, lid and hood.
- Galvanized steel bottom and rear.
- 2.5" thick high density polyurethane insulation.
- Four 5" swivel casters with locks on front set.

### Refrigeration System

- Back mounted, self-contained and fully detachable Blizzard R290 condensing unit uses environmentally friendly, EPA-compliant R290 refrigerant with zero (0) Ozone Depletion Potential (ODP) and three (3) Global Warming Potential (GWP). Blizzard R290 is easily replaceable and requires no on-site brazing.
- Front air breathing for flexibility in installation.
- Electronically commutated (ECM) fan motors achieve rapid cooling with less energy consumption.
- Full-length air duct ensures optimal cold air circulation.
- Time-initiated and temperature-terminated auto defrost cycle for seamless operation.
- Large capacity, corrosion-resistant condenser and evaporator coils.
- Self-maintaining, energy-efficient condensate drain pan requires no external drains or electric heaters.
- High performance, auto-reverse condenser fan motor supports compressor ventilation and condenser coil cleaning.
- Pressure relief devices rapid cabinet re-entry.
- Pre-wired and ready to plug, 115V/60Hz/1Ph, NEMA 5-15P.

### Doors & Drawers

- Heavy duty stainless steel interior / exterior.
- 2.5" thick high density polyurethane insulation.
- Frame heaters prevent exterior moisture build up.
- Thick gauge, stainless steel frames with low-friction ball bearings.
- Self-closing door with adjustable torsion system for a positive seal.
- Snap-in magnetic gaskets for ease of cleaning.
- High strength, recessed handles.

### Preparation Area

- NSF certified polycarbonate 6" deep pans (see table for quantity).
- 1/2" thick, foam insulated lid keeps top pan area cold and prevents moisture build-up.
- 12 1/4" deep cutting board is removable for ease of cleaning.

### Shelving

- One epoxy coated, steel wire shelf (applies to EPBNR3-D2).
- Height adjustable stainless steel clips.

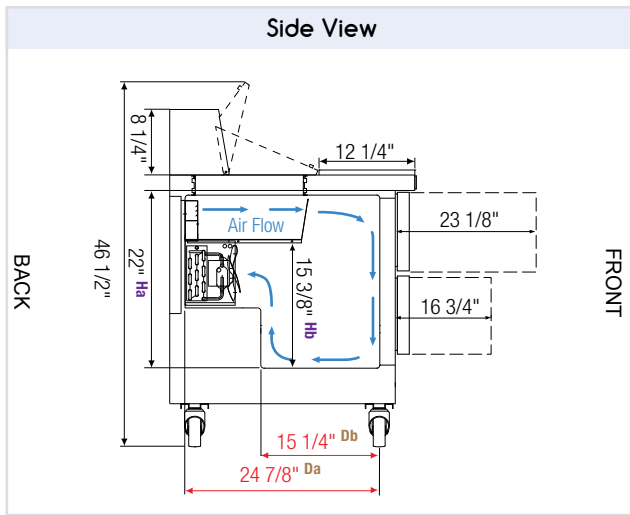
### Temperature Control

- Multi-function digital controller with easy to read LED display.
- Factory preset temperature, 35°F. Temp-set range from 33°F to 54°F.
- Audible overheat protection alarm for compressor and condenser coil.

### Options

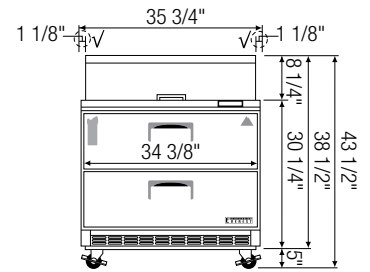
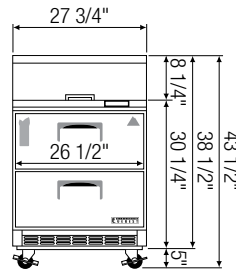
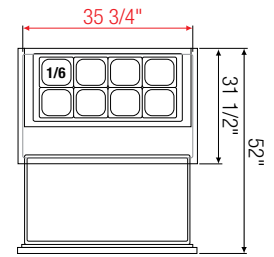
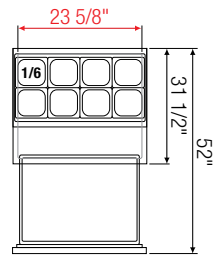
- NSF certified stainless steel double overshelf.
- Additional shelving.
- 3" swivel casters with locks.
- 3.5" – 6" height-adjustable and interchangeable legs.

↔ = Interior Dimensions   ← → = Exterior Dimensions



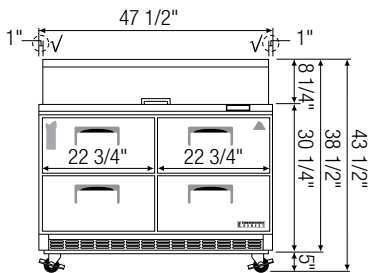
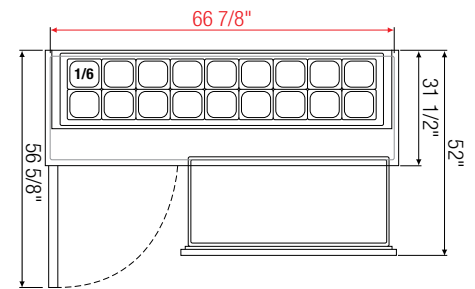
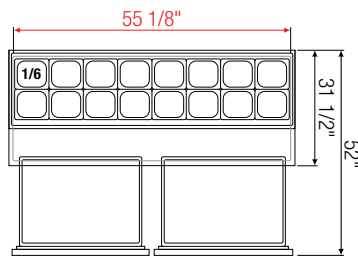
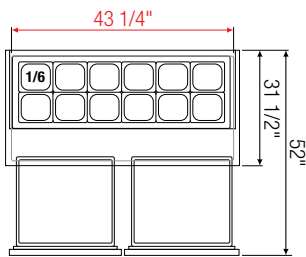
Equipped with 9 ft long NEMA 5-15P plug.

√ : Mounting space for overshef.

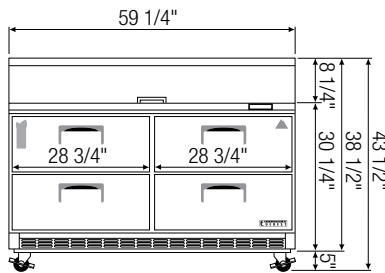


EPBNR1-D2

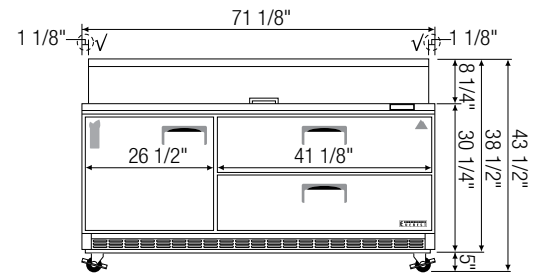
EPBNSR2-D2



EPBNR2-D4



EPBNR2-D4



EPBNR3-D2

Model	Ref/ Frz/ Dual	# of Doors	Capacity† (Cu. Ft.)	HP	Refrigerant	# of Shelves	# of† Pans (Drawer)	Power (V-Hz-Ph)	Amps	Crated Weight (LBS)	Exterior Dimensions (Inches)		
											L	D <sup>b</sup>	H <sup>*</sup>
EPBNR1-D2	Ref	2(DR)	8	1/5	R290	N/A	1/2 x 4 1/4 x 2	115-60-1	2.5	251	27 3/4	31 1/2	38 1/2
EPBNSR2-D2	Ref	2(DR)	10	1/5	R290	N/A	1/2 x 4, 1/3 x 2 1/4 x 2, 1/6 x 1	115-60-1	2.5	299	35 5/8	31 1/2	38 1/2
EPBNR2-D4	Ref	4(DR)	13	1/4+	R290	N/A	1/2 x 4, 1/3 x 4 1/4 x 2, 1/6 x 2	115-60-1	3.5	368	47 1/2	31 1/2	38 1/2
EPBNR2-D4	Ref	4(DR)	16	1/3	R290	N/A	1/2 x 4, 1/3 x 8 1/4 x 2, 1/6 x 4	115-60-1	2.5	436	59 1/8	31 1/2	38 1/2
EPBNR3-D2	Ref	1(D) 2(DR)	19	1/3	R290	1	1/2 x 2, 1/3 x 8 1/4 x 1, 1/6 x 4	115-60-1	3	473	71 1/8	31 1/2	38 1/2

\* Height does not include 5" for casters.

† Drawer pans are not included.

b Depth includes 12 1/4" cutting board.

Da, Db Interior Depth   Ha, Hb Interior Height

Specifications subject to change without notice.

Product dimensions are for general purposes and not absolute value. Product capacity (†) is calculated based on standard industry figures. Slight variations may exist. If dimensions and capacity are critical, please contact Everest Refrigeration.

Ref = Refrigerator | (DR) = Drawer | (D) = Door