

Glass Door Merchandiser Refrigerators – EM Series

Single Swing Door



EMGR5

EMGR8



EMGR10

EMGR10B



EMGR20

EMGR24



EMGR24B

Cabinet Construction

- Heavy duty white coated steel interior / exterior. Black exterior standard for models EMGR10B and EMGR24B.
- Stainless steel floor interior has rounded corners and detachable drain plug for ease of cleaning.
- 2.5" thick high density polyurethane insulation.
- Four height adjustable screw legs.

Refrigeration System

- Bottom mounted, self-contained and fully detachable Blizzard R290 condensing unit uses environmentally friendly, EPA-compliant R290 refrigerant with zero (0) Ozone Depletion Potential (ODP) and three (3) Global Warming Potential (GWP). Blizzard R290 is easily replaceable and requires no on-site brazing.
- Electronically commutated (ECM) fan motors achieve rapid cooling with less energy consumption.
- Full-length air duct ensures optimal cold air distribution (except EMGR5).
- Air circulation guard keeps floor vents from obstruction (except EMGR5).
- Time-initiated and temperature-terminated auto defrost cycle for seamless operation.
- Large capacity, corrosion-resistant condenser and evaporator coils.
- Self-maintaining, energy-efficient condensate drain pan requires no external drains or electric heaters.
- High performance, auto-reverse condenser fan motor supports compressor ventilation and condenser coil cleaning.
- Pre-wired and ready to plug, 115V/60Hz/1Ph, NEMA 5-15P.

Lighting

- Shielded LED bar lighting with on/off switch provides bright, high color illumination at lower heat output.

Doors

- Low emissivity double glass panes reflect UV rays for efficient cooling.
- Black PVC frames.
- Self-closing with adjustable torsion system for a positive seal.
- Snap-in magnetic gasket for ease of cleaning.
- High strength, die-cast handles.
- Field reversible (applies to models EMGR20, EMGR24 and EMGR24B only).

Shelving

- Epoxy coated, steel wire shelves with airflow guard (see table for quantity).
- Height adjustable stainless steel clips.

Temperature Control

- Multi-function digital controller with easy to read LED display.
- Factory preset temperature, 35°F. Temp-set range from 33°F to 54°F.
- Audible overheat protection alarm for compressor and condenser coil.

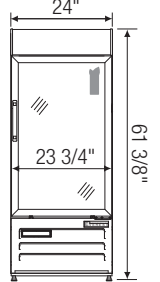
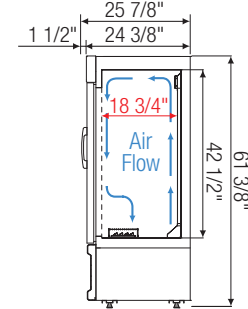
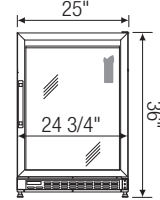
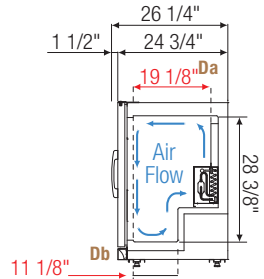
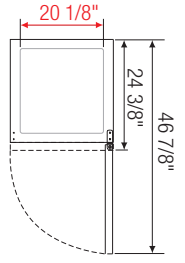
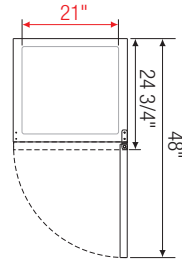
Options

- Additional shelving.
- Wine rack (applies to model EMGR24 and EMGR24B).
- 5" or 3" swivel casters with locks on front set.
- 3.5" – 6" height-adjustable and interchangeable legs.
- Left hinged door (applies to all models).
- NAMA certified, NSF compliant Health Timer Lock.

↔ = Interior Dimensions ←→ = Exterior Dimensions

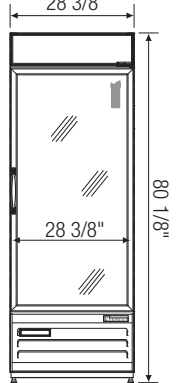
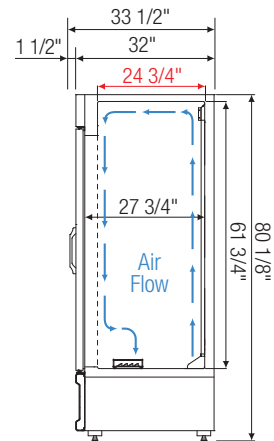
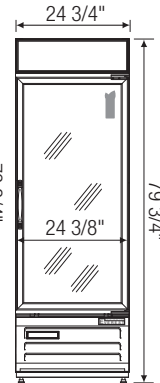
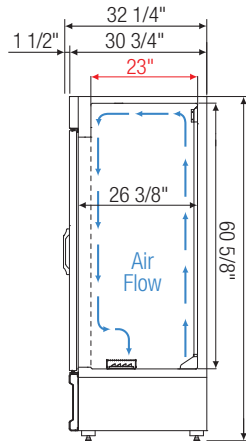
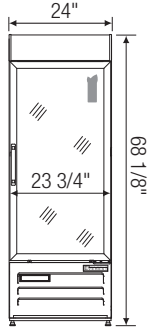
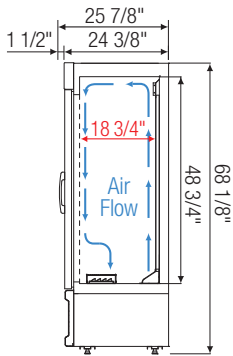
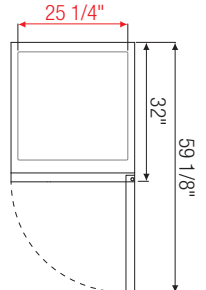
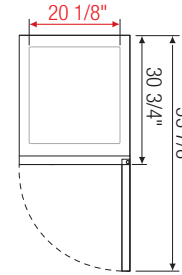
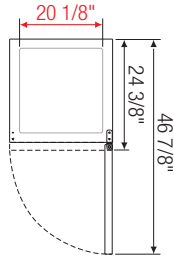


Equipped with 9 ft long NEMA 5-15P plug.



EMGR5

EMGR8



EMGR10(B)

EMGR20

EMGR24(B)

Model	Ref/ Frz/ Dual	# of Doors	Capacity [†] (Cu. Ft.)	Capacity 20 oz. Bottles	HP	Refrigerant	# of Shelves	Power (V-Hz-Ph)	Amps	Crated Weight (LBS)	Exterior Dimensions (Inches)		
											L	D*	H
EMGR5	Ref	1 (swing)	5	60	1/5	R290	2	115-60-1	2	190	25	24 3/4	36
EMGR8	Ref	1 (swing)	8	90	1/4+	R290	2	115-60-1	2.5	205	24	24 3/8	61 3/8
EMGR10(B)	Ref	1 (swing)	10	120	1/4+	R290	3	115-60-1	2.5	245	24	24 3/8	68 1/8
EMGR20	Ref	1 (swing)	20	150	1/4+	R290	4	115-60-1	3.7	314	24 3/4	30 3/4	79 3/4
EMGR24(B)	Ref	1 (swing)	25	165	1/3	R290	4	115-60-1	2.5	334	28 3/8	32	80 1/8

* Exterior depth dimension does not include 1-1/2" for door handles.

Ref = Refrigerator

Da, Db Interior Depth

Specifications subject to change without notice.

Product dimensions are for general purposes and not absolute value. Product capacity (†) is calculated based on standard industry figures. Slight variations may exist. If dimensions and capacity are critical, please contact Everest Refrigeration.