

CHROMATOGRAPHY REFRIGERATORS

Swing Doors

EM - Series • EMGR24C • EMSGR33C • EMSGR48C • EMSGR69C



▲ EMGR24C



▲ EMSGR33C



▲ EMSGR48C



▲ EMSGR69C

Cabinet Construction

- Heavy duty white coated steel interior / exterior.
- Stainless steel floor interior has rounded corners and detachable drain plug for ease of cleaning.
- 2.5" thick high density polyurethane insulation.
- Four height adjustable screw legs (six legs for model EMSGR69C).

Refrigeration System

- Bottom mounted, self-contained and fully detachable Blizzard R290 condensing unit uses environmentally friendly, EPA-compliant R290 refrigerant with zero (0) Ozone Depletion Potential (ODP) and three (3) Global Warming Potential (GWP). Blizzard R290 is easily replaceable and requires no on-site brazing.
- Electronically commutated (ECM) fan motors achieve rapid cooling with less energy consumption.
- Full-length air duct system ensures optimal distribution of cold air.
- Time-initiated and temperature-terminated auto defrost cycle for seamless operation.
- Large capacity, corrosion-resistant condenser and evaporator coils.
- Self-maintaining, energy-efficient condensate drain pan requires no external drains or electric heaters.
- High performance, auto-reverse condenser fan motor supports compressor ventilation and condenser coil cleaning. Refer to owner's manual for full maintenance instructions.
- Pre-wired and ready to plug, 115V/60Hz/1Ph, NEMA 5-15P.

Lighting

- Shielded LED bar lighting with on/off switch provides bright, high color illumination at lower heat output.

Doors

- Low emissivity double glass panes reflect UV rays for efficient cooling.
- Black PVC door frames.
- Self-closing with adjustable torsion system for a positive seal.
- Snap-in magnetic door gasket make cleaning and replacement an easy process.
- High strength, die-cast door handles.

Shelving

- Four epoxy coated, steel wire shelves with airflow guard per section.
- Height adjustable stainless steel clips.

Temperature Control

- Multi-function digital controller with easy to read LED display.
- Factory preset temperature, 35°F. Temperature setting range from 33°F to 54°F.
- Audible overheat protection alarm for compressor and condenser coil.

Options

- Additional shelving.
- 5" or 3" swivel casters with locks on front set.
- 3.5" – 6" height-adjustable and interchangeable legs.

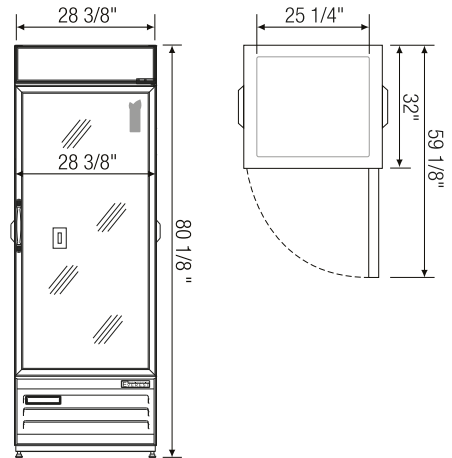
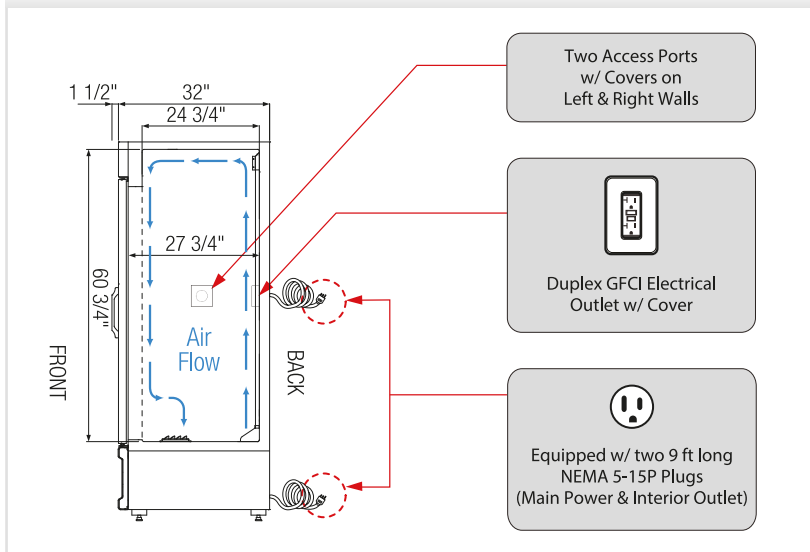
Chromatography Features

- Two access ports (one on each side wall) for running lines or cords. Includes heavy duty covers with lockable tabs.
- Duplex GFCI electrical outlet inside cabinet interior provides power for stirring devices and other equipment. Includes water proof cover.

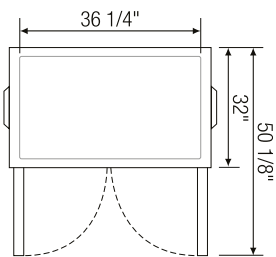


Dimensions

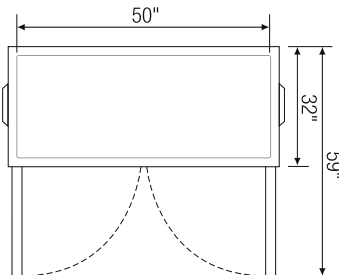
Side View



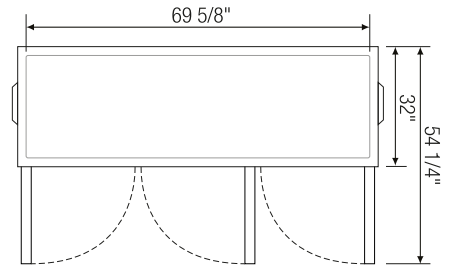
▲ EMGR24C



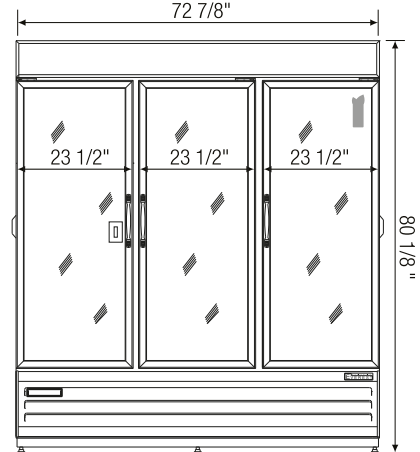
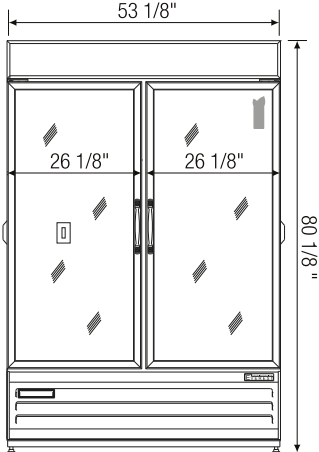
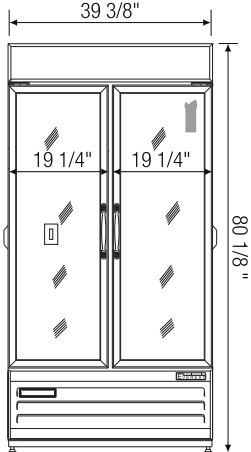
▲ EMSGR33C



▲ EMSGR48C



▲ EMSGR69C



Model	Ref/ Frz/ Dual	# of Doors	Capacity (Cu. Ft.)	HP	BTU/HR [†]	Refrigerant	# of Shelves	Power (V-Hz-Ph)	Amps	Crated Weight (LBS)	Exterior Dimensions (Inches)		
											L ^a	D [*]	H
EMGR24C	Ref	1 (swing)	25	1/3	2,311	R290	4	115-60-1	2.5	334	28 3/8	32	80 1/8
EMSGR33C	Ref	2 (swing)	36	1/3	2,311	R290	8	115-60-1	2.5	435	39 3/8	32	80 1/8
EMSGR48C	Ref	2 (swing)	50	1/2	3,563	R290	8	115-60-1	5.5	524	53 1/8	32	80 1/8
EMSGR69C	Ref	3 (swing)	71	3/4	4,445	R290	12	115-60-1	7	700	72 7/8	32	80 1/8

*: Exterior depth of swing door units does not include 1 1/2" for door handles.

†: Based on evaporating temperature of 23°F (-5°C) & condensing temperature of 131°F (55°C).

a: Exterior length does not include protruding access ports.

Ref = Refrigerator

Specifications subject to change without notice.

Product dimensions are for general purposes and not absolute value. Product capacity (▶) is calculated based on standard industry figures. Slight variations may exist. If dimensions and capacity are critical, please contact Everest Refrigeration.



Please visit our website for updated Energy Efficiency information.