

Glass Door Merchandiser Refrigerators

SINGLE SWING DOOR EM SERIES



EMGR5 | EMGR5B



EMGR8 | EMGR8B



EMGR10 | EMGR10B



EMGR20 | EMGR20B



EMGR24 | EMGR24B



EMGR24U

Cabinet Construction

- White or black coated steel exterior. White coated interior.
- Stainless steel floor interior has rounded corners and detachable drain plug for ease of cleaning.
- 2.5" thick high density polyurethane insulation.
- Four height adjustable screw legs.

Refrigeration System

- Bottom mounted, self-contained and fully detachable Blizzard R290 condensing unit uses environmentally friendly, EPA-compliant R290 refrigerant with zero (0) Ozone Depletion Potential (ODP) and three (3) Global Warming Potential (GWP). Blizzard R290 is easily replaceable and requires no on-site brazing.
- Electronically commutated (ECM) fan motors achieve rapid cooling with less energy consumption.
- Full-length air duct ensures optimal cold air distribution (except EMGR5(B)).
- Air circulation guard keeps floor vents from obstruction (except EMGR5(B)).
- Time-initiated and temperature-terminated auto defrost cycle for seamless operation.
- Large capacity, corrosion-resistant condenser and evaporator coils.
- Self-maintaining, energy-efficient condensate drain pan requires no external drains or electric heaters.
- High performance, auto-reverse condenser fan motor supports compressor ventilation and condenser coil cleaning.
- Pre-wired and ready to plug, 115V/60Hz/1Ph, NEMA 5-15P.

Lighting

- Shielded LED bar lighting with on/off switch provides bright, high color illumination at lower heat output.

Doors

- Low emissivity double glass panes reflect UV rays for efficient cooling.
- Black PVC frames. Aluminum frames for model EMGR24U.
- Self-closing with adjustable torsion system for a positive seal.
- Snap-in magnetic gasket for ease of cleaning.
- High strength, die-cast handles.
- Field reversible (applies to models EMGR20(B) and EMGR24(B)).

Shelving

- Epoxy coated, steel wire shelves with airflow guard (see table for quantity).
- Height adjustable stainless steel clips.

Temperature Control

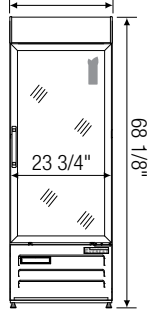
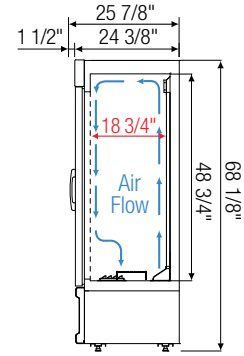
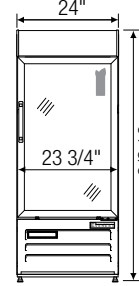
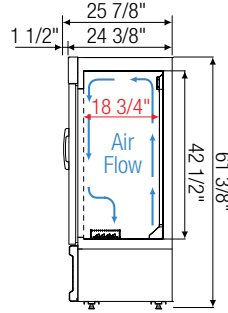
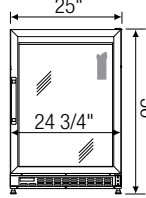
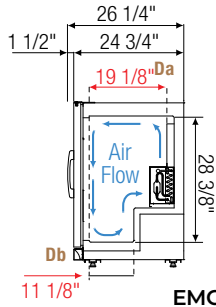
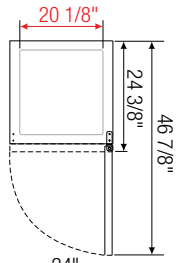
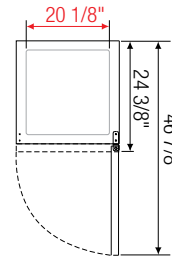
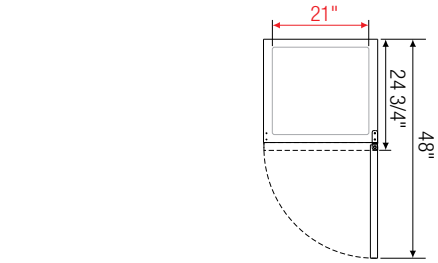
- Multi-function digital controller with easy to read LED display.
- Factory preset temperature, 35°F. Temp-set range from 33°F to 54°F.
- Audible overheat protection alarm for compressor and condenser coil.

Options

- Additional shelving.
- Gravity shelf and bottle organizer (applies to models EMGR24, EMGR24(B) and EMGR24U).
- Wine rack (applies to models EMGR24(B), EMGR24U and EMGR48(B)).
- 5" or 3" swivel casters with locks on front set.
- 3.5"-6" height-adjustable and interchangeable legs.
- Left hinged door (applies to all models).
- NAMA certified, NSF compliant Health Timer Lock (does not apply to models EMGR5B and EMGR8B)

↔ = Interior Dimensions ↔ = Exterior Dimensions

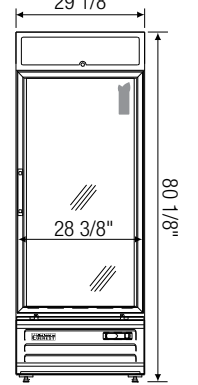
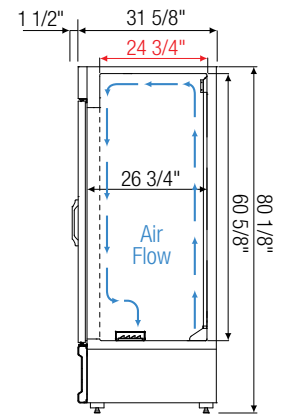
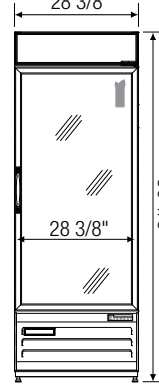
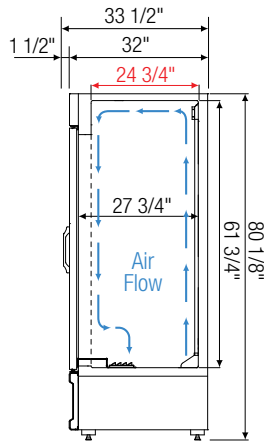
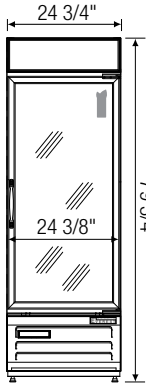
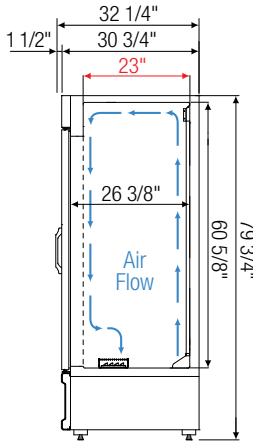
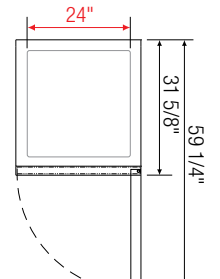
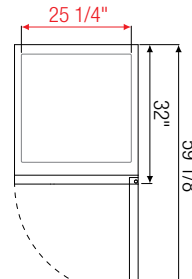
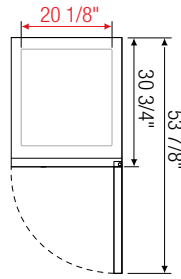
ⓘ Equipped with 9 ft long NEMA 5-15P plug.



EMGR5(B)

EMGR8(B)

EMGR10(B)



EMGR20(B)

EMGR24(B)

EMGR24U

Model	Ref/ Frz/ Dual	# of Doors	Capacity [†] (Cu. Ft.)	Capacity 20 oz. Bottles	HP	Refrigerant	# of Shelves	Power (V-Hz-Ph)	Amps	Crated Weight (LBS)	Exterior Dimensions (Inches)		
											L	D*	H
EMGR5 (B)	Ref	1 (swing)	5	60	1/5	R290	2	115-60-1	2	190	25	24 3/4	36
EMGR8 (B)	Ref	1 (swing)	8	90	1/5	R290	2	115-60-1	2.5	205	24	24 3/8	61 3/8
EMGR10 (B)	Ref	1 (swing)	10	120	1/5	R290	3	115-60-1	2.5	245	24	24 3/8	68 1/8
EMGR20 (B)	Ref	1 (swing)	20	150	1/4+	R290	4	115-60-1	3.7	314	24 3/4	30 3/4	79 3/4
EMGR24 (B)	Ref	1 (swing)	25	165	1/3	R290	4	115-60-1	2.5	334	28 3/8	32	80 1/8
EMGR24U	Ref	1 (swing)	23	165	1/3	R290	4	115-60-1	2.5	419	29 1/8	31 5/8	80 1/8

* Exterior depth dimension does not include 1-1/2" for door handles.

Ref = Refrigerator

Da, Db Interior Depth

Specifications subject to change without notice.

Product dimensions are for general purposes and not absolute value. Product capacity (†) is calculated based on standard industry figures. Slight variations may exist. If dimensions and capacity are critical, please contact Everest Refrigeration.