



EBDS2-BB-24



EBD2-BB-24



EBD3-BB-24

## Cabinet Construction

- Heavy duty stainless steel countertop with textured laminate, black vinyl exterior.
- Open spaced interior with no walls between compartments.
- Galvanized steel interior walls and high quality stainless steel floor.
- Exterior T-shaped drain port routes excess moisture from the top tray. Drain hose not included. Floor drain required.
- 1 3/4" thick high density polyurethane insulation.
- Built-in caster thread receptacles for all models.

## Refrigeration System

- Side mounted, self-contained and fully detachable Blizzard R290 condensing unit uses environmentally friendly, EPA-compliant R290 refrigerant with zero (0) Ozone Depletion Potential (ODP) and three (3) Global Warming Potential (GWP). Blizzard R290 is easily replaceable and requires no on-site brazing.
- Electronically commutated (ECM) fan motors achieve rapid cooling with less energy consumption.
- Full-length air duct ensures optimal cold air circulation.
- Time-initiated and temperature-terminated auto defrost cycle for seamless operation.
- Large capacity, corrosion-resistant condenser and evaporator coils.
- Self-maintaining, energy-efficient condensate drain pan requires no external drains or electric heaters.
- High performance, auto-reverse condenser fan motor supports compressor ventilation and condenser coil cleaning.
- Pre-wired and ready to plug, 115V/60Hz/1Ph, NEMA 5-15P.

## Lighting

- Shielded LED bar lighting with on/off switch provides bright, high color illumination at lower heat output.

## Doors

- Textured laminate, black vinyl exterior with galvanized steel interior.
- 1 3/4" thick high density polyurethane insulation.
- Snap-in magnetic gasket for ease of cleaning.
- High strength, recessed handles.
- Pre-installed locks keep your items safe from theft.

## Draft Arms

- NSF certified, 3" diameter insulated stainless steel draft arm with single faucet and matching air distributor.

## Shelving

- Two epoxy coated, steel wire shelves.
- Height adjustable stainless steel clips.

## Temperature Control

- Multi-function digital controller with easy to read LED display.
- Factory preset temperature, 35°F. Temp-set range from 33°F to 54°F.
- Audible overheat protection alarm for compressor and condenser coil.

## Options

- Dual or triple faucet draft arms and matching air distributors.
- Additional shelving.
- 3" or 5" swivel casters with locks.
- 3.5"-6" height-adjustable and interchangeable legs.

↔ = Interior Dimensions   ← → = Exterior Dimensions

### Air Flow

Front view of cabinet interior demonstrates air circulation from left to right.

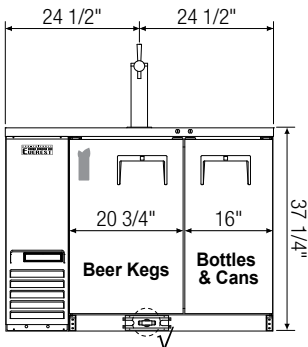
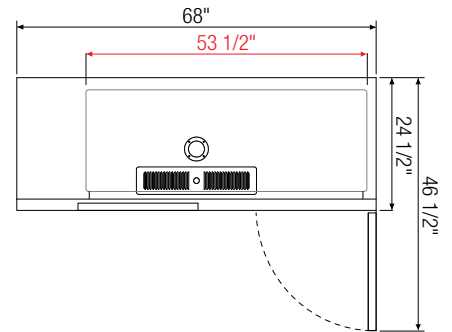
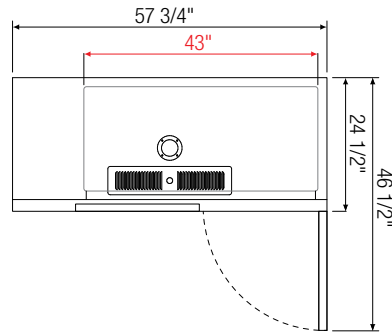
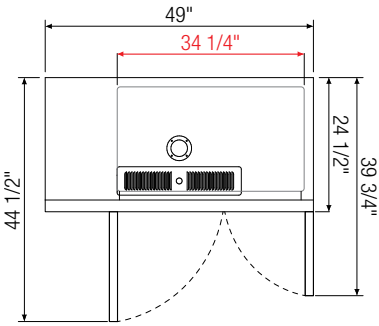
### Side View

### √ : Drain

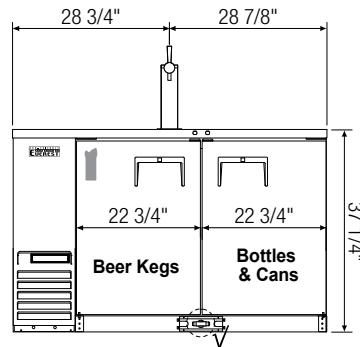
T-Shaped PVC Drain Fittings w/ Movable Plug.

Separate hose attachment w/ 3/4" inner diameter required.

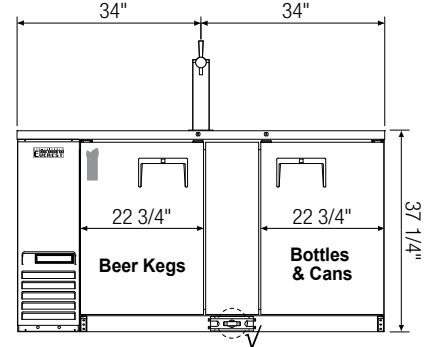
Equipped with 9 ft long NEMA 5-15P plug.



**EBDS2-BB-24**



**EBD2-BB-24**



**EBD3-BB-24**

Model	Ref/ Frz/ Dual	# of Doors	# of Shelves	Capacity ↑ (Cu. Ft.)	Capacity & Size of Barrels	HP	Capacity		Refrigerant	Power (V-Hz-Ph)	Amps	Crated Weight (LBS)	Exterior Dimensions (Inches)		
							12 oz. Cans	12 oz. Bottles					L	D	H
EBDS2-BB-24	Ref	2	2	13	(1) 1/2	1/4+	175	126	R290	115-60-1	3.5	270	49	24 1/2	37 1/4
EBD2-BB-24	Ref	2	2	17	(1) 1/2	1/4+	245	168	R290	115-60-1	3.5	276	57 3/4	24 1/2	37 1/4
EBD3-BB-24	Ref	2	2	20	(1) 1/2 (1) 1/4-Slim	1/4+	315	210	R290	115-60-1	3.5	311	68	24 1/2	37 1/4

Specifications subject to change without notice.

Ref = Refrigerator

Product dimensions are for general purposes and not absolute value. Product capacity (↑) is calculated based on standard industry figures. Slight variations may exist. If dimensions and capacity are critical, please contact Everest Refrigeration.