



EBD1



EBD2



EBD2-SS



EBD3



EBD4



EBD4-SS

## Cabinet Construction

- Heavy duty stainless steel countertop with textured laminate, black vinyl exterior. Stainless steel exterior for models EBD2-SS and EBD4-SS. Stainless steel rails for model EBD1.
- Galvanized steel interior walls and high quality stainless steel floor.
- Exterior T-shaped drain port routes excess moisture from the top tray. Drain hose not included. Floor drain required.
- 1 3/4" thick high density polyurethane insulation.
- Four pre-installed 5" swivel casters with locks on front set (applies only to model EBD1).
- Built-in caster thread receptacles for all models.

## Refrigeration System

- Side mounted, self-contained and fully detachable Blizzard R290 condensing unit uses environmentally friendly, EPA-compliant R290 refrigerant with zero (0) Ozone Depletion Potential (ODP) and three (3) Global Warming Potential (GWP). Blizzard R290 is easily replaceable and requires no on-site brazing (Blizzard R290 condensing unit is back mounted for model EBD1).
- Electronically commutated (ECM) fan motors achieve rapid cooling with less energy consumption.
- Full-length air duct ensures optimal cold air circulation.
- Time-initiated and temperature-terminated auto defrost cycle for seamless operation.
- Large capacity, corrosion-resistant condenser and evaporator coils.
- Self-maintaining, energy-efficient condensate drain pan requires no external drains or electric heaters.
- High performance, auto-reverse condenser fan motor supports compressor ventilation and condenser coil cleaning.
- Pre-wired and ready to plug, 115V/60Hz/1Ph, NEMA 5-15P.

## Lighting

- Energy efficient silicone coated and shatter-proof LED lighting provides bright, high color illumination with low heat output.

## Doors

- Textured laminate, black vinyl exterior with galvanized steel interior. Stainless steel exterior and galvanized interior for models EBD2-SS and EBD4-SS.
- 1 3/4" thick high density polyurethane insulation.
- Snap-in magnetic gasket for ease of cleaning.
- High strength, recessed handles.
- Pre-installed locks keep your items safe from theft.

## Draft Arms

- NSF certified, 3" diameter insulated stainless steel draft arm with matching air distributor. One single faucet draft arm for model EBD1. Two single faucet draft arms for models EBD2 and EBD2-SS. One single faucet and one dual faucet draft arms for model EBD3. Two dual faucet draft arms for models EBD4 and EBD4-SS.

## Temperature Control

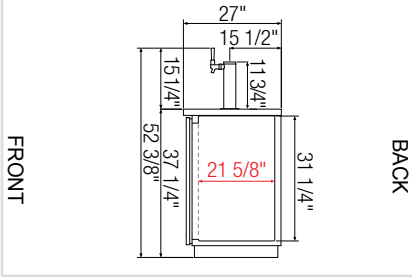
- Multi-function digital controller with easy to read LED display.
- Factory preset temperature, 35°F. Temp-set range from 33°F to 54°F.
- Audible overheat protection alarm for compressor and condenser coil.

## Options

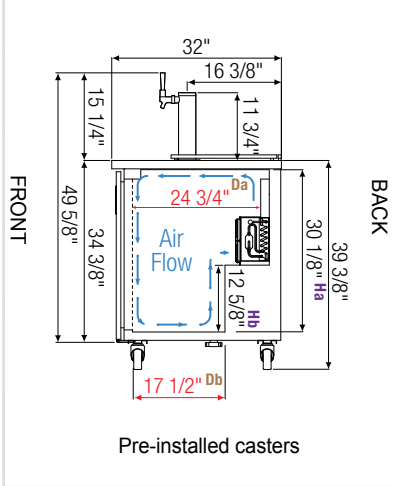
- Dual or triple faucet draft arms and matching air distributors.
- 3" or 5" swivel casters with locks.
- 3.5"-6" height-adjustable and interchangeable legs.

↔ = Interior Dimensions   ← → = Exterior Dimensions

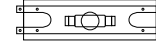
**Side View (all models except EBD1)**



**Side View & Air Flow (EBD1)**

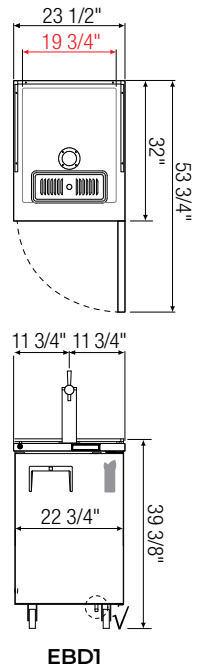


**√ : Drain**

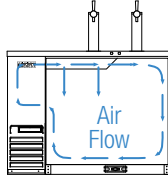


T-Shaped PVC Drain Fittings w/ Movable Plug.

Separate hose attachment w/ 3/4" inner diameter required.



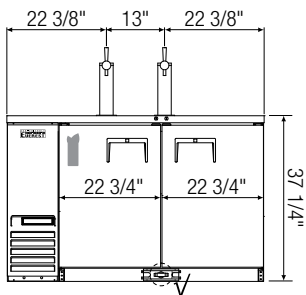
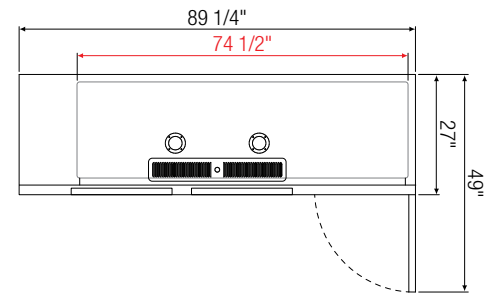
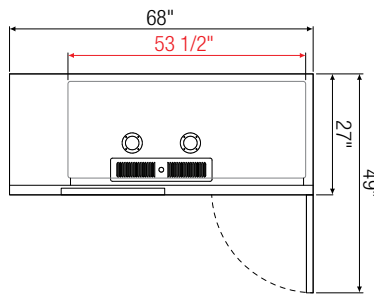
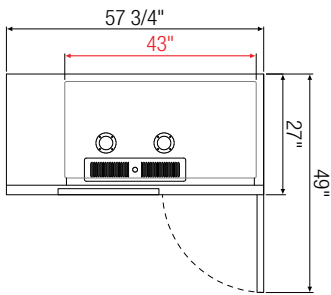
**Air Flow (all models except EBD1)**



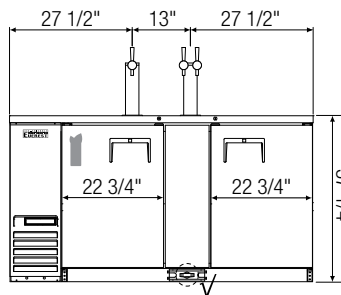
Front view of cabinet interior demonstrates air circulation from left to right.



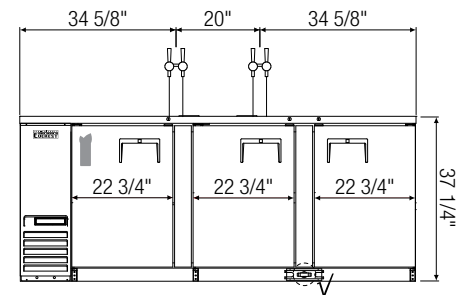
Equipped with 9 ft long NEMA 5-15P plug.



**EBD2(SS)**



**EBD3**



**EBD4(SS)**

Model	Ref/ Frz/ Dual	# of Doors	Capacity <sup>†</sup> (Cu. Ft.)	# of 1/2 Barrels	HP	BTU/HR <sup>†</sup>	Refrigerant	Power (V-Hz-Ph)	Amps	Crated Weight (LBS)	Exterior Dimensions (Inches)		
											L	D	H
EBD1	Ref	1	8	1	1/5	1,655	R290	115-60-1	2.5	167	23 1/2	32	39 3/8 <sup>a</sup>
EBD2(SS)	Ref	2	20	2	1/4+	1,926	R290	115-60-1	3.5	282	57 3/4	27	37 1/4
EBD3	Ref	2	24	3	1/4+	1,926	R290	115-60-1	3.5	320	68	27	37 1/4
EBD4(SS)	Ref	3	32	4	1/3	2,311	R290	115-60-1	2.5	450 / 455	89 1/4	27	37 1/4

<sup>†</sup> Based on evaporating temperature of 23°F (-5°C) & condensing temperature of 131°F (55°C).

Ref = Refrigerator

<sup>a</sup> Height includes 5" for casters.

Da, Db Interior Depth   Ha, Hb Interior Height

Specifications subject to change without notice.

Product dimensions are for general purposes and not absolute value. Product capacity (†) is calculated based on standard industry figures. Slight variations may exist. If dimensions and capacity are critical, please contact Everest Refrigeration.